

Minutes of the DDC meeting for the month of Dec/2023 in respect of Bongaigaon district

| | |
|---------------------------|--|
| Subject | Minutes of the Meeting of District Development Committee |
| Date & Time | 5thDec' 2023 |
| Venue | Conference Hall of D.C Office, Bongaigaon |
| Participants | Annexure-1.1 |
| Absentees | Annexure-1.2 |
| Fund receipt &Utilisation | Annexure-A (Received) & B (Not received) |
| Physical Progress | Annexure-C (for Current Year) and Annexure-D for Previous Years. |

The meeting was chaired by Sri Dhrubajyoti Das, ACS, District Development Commissioner, Bongaigaon.

Before initiating the meeting,the DistrictDevelopment Commissioner, Bongaigaon requested all concerned HODs once again to submit DDC report as per Annexure -A,B,C,D, provided by the T & D deptt in time.

The decisions of the meeting are as follows:**Category-A: Department specific**

| S.No | Sector | Administrative Department | Scheme/ Project / Programme | Decision/Action to be taken. | Agency |
|------|----------------------|---------------------------|---|---|--------|
| 1 | Economic Development | Agriculture | PRADHAN MANTRI KRISHI SAMMAN NIDHI (PM-KISAN) | <ul style="list-style-type: none"> • Total Farm families: 77220 Nos • Total Eligible beneficiaries: 45415 Nos • Aadhaar Authenticate: 34580 Nos • Total eKYC done: 37602 Nos • Land Record Accepted- 46885 | |
| | | | PRADHAN MANTRI FASAL BIMA YOJNA (PMFBY) | Target - 26000 nos. Registration of farmersare going on. Notified crops are Sali Paddy, Blackgram , Maize. The Chairman directed the DAO, Bongaigaon to | |

| | | | | | |
|--|--|--|--|---|--|
| | | | | achieve the target within the stipulated time. | |
| | | | FOOD & Nutrition SECURITY (FNS) | 1. Distribution of seeds, including Hybrid seeds, amongst the beneficiaries have been completed for the year 2023-24 . 2. Distribution of Subsidized Power Tiller Total allotted: 54 nos. Delivered: 32 nos. | |
| | | | RKVY | Distribution of Hybrid Paddy seeds amongst the beneficiaries have been completed and the crop is in vegetative stage. Community Nursery: For raising Community Nursery, paddy seed has been distributed amongst 350 beneficiaries covering 70 ha. Farm Machinery: On query from the Chair , the DAO informed that 79 nos. Power Tillers, 2 Nos Multipurpose Pulverisers and 1 no Mini Oil Mill has been distributed to the beneficiaries. | |
| | | | Paddy Procurement Centre | DAO, Bongaigaon informed that a meeting of PPC has been convened on 6 th Dec/2023. The Chairman directed the DAO to invite officials of Marketing Board, FCS&CA. | |
| | | | KCC | Regarding Ghar Ghar KCC Abhijan, the LDM, Bongaigaon informed that awareness program is going on. DAO informed that so far 128 nos. of KCC applications have been sponsored to bank. | |
| | | | CMSGUY (Chief Minister Samagra Gram mya Unnayan Yojana). | All the 3 nos. of Combine harvester sanctioned has been distributed to FPC. | |
| | | | ATMA | Under the scheme, training and demonstration has been arranged. The DAO, Bongaigaon informed that the DFAC meeting has been held and 100% progress | |

| | | | | | |
|---|----------------------|----------------|-------------------------------|---|------------------------|
| | | | | achieved. | |
| | | | Assam Millet Mission | The DAO, Bongaigaon reported that the seeds has been received and distributed amongst the farmers. | |
| 2 | | Agri(Eng) | APART | On query from the Chair regarding construction of ADO Office, the AEE informed that land issue for ADO office at Kachudola has been solved. Also informed that land allotted for ADO office at Manikpur is low laying. There is no provision of Earth filling in the estimate. So earth filling to be taken up from different scheme. | AEE(Agril), Bongaigaon |
| 3 | Economic Development | AH& Veterinary | NADCP | The DVO, Bongaigaon informed that an amount of Rs 7,34,760.00 has been utilized out of available fund of Rs 9,00,636.00 i.e.81.58%. | DVO |
| | | | NLM | It was informed that Fodder Cultivation and training has been taken up. As on date, out of available fund of Rs.33,57,592.00, an amount of Rs.17,68,747.00 has been utilized so far i.e. 52.68%. | |
| | | | Rashtriya Gokul Mission (RGM) | The DAO, Bongaigaon informed that in place of White Revolution, Govt has introduced Rashtriya Gokul Mission (RGM). Under the Mission A.I done: 37285 (93%) | |
| | | | APART(PVC) | It was informed that as on date, out of available fund of Rs.114000.00, an amount of Rs.1050000.00 has been utilized so far i.e. 92%. | |
| 4 | Economic Development | Fisheries | PMMSY | <p>1. New Pond Construction under NEH Target : 38 nos , Completed: 38 nos</p> <p>2. New Rearing Pond Target : 46 nos , Completed: 46 nos</p> <p>3. Mini Feed Mill : The DFDO informed that one Mini Feed Mill with a capacity production of 2 ton/day at Amguri under Srijangram Dev Block have been taken up. Order for supply of machineries</p> | DFDO |

| | | | | | |
|---|----------------------|---------------------|----------------|--|--------------------------------------|
| | | | | <p>have been issued and it will take time for starting the project.</p> <p>4. Backyard Ornamental Fish Unit: It was reported that 4 nos. of Ornamental Fishery tanks have been taken up under the scheme. As on date, all the 4 nos. of scheme have been completed .</p> <p>5. The DFDO informed that beneficiary list is yet to be approved by the Director of Fisheries under PMMSY for the year 2023-24.</p> | |
| | | | APART | <p>Polyculture demonstration: Target : 15 Nos (5.00 Ha)</p> <p>Acheivement: 100%</p> <p>Beel Fishery : Target: 1 no.(Yet to start)</p> | |
| 5 | Economic Development | Handloom & Textiles | Swanirvar Nari | <p>On query from the Chair, the representative of the Supdt. H&T informed that total 12277 nos. weavers are registered in the portal in the district .In 1st Phase 10085 nos. weavers were registered in the Swanirvar Nari portal.</p> <p>Also informed that 2nd Phase of procurement have been started from 1st Dec/2023. As on date total 610 nos. handloom items have been procured. The Chairman directed the Official of H&T deptt to submit procurement report on daily basis in the DDC group.</p> <p>DIPRO, Bongaigaon was requested to cover news regarding procurement of Gamosa and other Handloom items for awareness among weavers.</p> <p>The SDO(C), North Salmara was requested to visit procurement centre at Abhayapuri.</p> | SDO(c) , NS, Supdt., H&T DIPRO |

| 6 | Economic Development | Industries | PM VISHWAKARMA | <p>GM, DI&CC presented a PPT on PM Vishwakarma, the scheme to support the traditional artisan and craftsmen in scaling up their conventional products and services. There are 18 trades covered in the scheme. In this regard, all GP Presidents are to be onboard in the Portal of the scheme. The G M, DICC sought help from BDOs concerned</p> <p>The Chairman requested the BDOs to fix a date for onboarding GP President in portal and invite GP President, Computer Operator representative of DICC. Onboarding process are to be completed within a week. Also directed to sensitize the CSCs for registration in the portal.</p> | GM,DICC BDOs | | | | | | | | |
|-----------|----------------------|-----------------------|---|---|-----------------|--------|-----------------------|----------|-----------|-----|----|---|--|
| | | | CM Atmanirvar Abhijan | Total 400 nos. applicants registered in respect of Bongaigaon District and detail plan preparation is under progress. | | | | | | | | | |
| | | | PMEGP | <ul style="list-style-type: none"> GM, DI&CC informed that out of 71 sponsored applications, 21 nos. have been sanctioned so far under PMEGP. | LDM, Bongaigaon | | | | | | | | |
| | | | PMFME | <table border="1"> <thead> <tr> <th>Year</th> <th>Target</th> <th>Application forwarded</th> <th>Sanction</th> </tr> </thead> <tbody> <tr> <td>2023-2024</td> <td>171</td> <td>31</td> <td>8</td> </tr> </tbody> </table> | Year | Target | Application forwarded | Sanction | 2023-2024 | 171 | 31 | 8 | |
| Year | Target | Application forwarded | Sanction | | | | | | | | | | |
| 2023-2024 | 171 | 31 | 8 | | | | | | | | | | |
| | | | Industrial Estate for Micro Enterprises | <p>As discussed in the last DDC meeting, GM, DI&CC informed that Land for establishment of Industrial Estates for Micro Enterprises is yet to be allotted by the C.O concerned. He also informed that the C.O, Dangtol submitted has reported stating that there is no land available in Bongaigaon Circle. The Chairman requested the Circle Officer to</p> | COs, Bongaigaon | | | | | | | | |

| | | | | | |
|---|----------------------|---------|-------------------------------------|---|---------|
| | | | | personally look into the matter and to identify land for setting up of Industrial estate for Micro Enterprises. | |
| 7 | Economic Development | P & R D | PMAY-G | The Dy. CEO, ZP informed on the status of PMAY-G Sanctioned: 707 nos , Completed: 81 nos , Not started: 18 nos , ongoing: 608 nos. The Chairman requested the CEO,ZP to review block wise progress and to complete the remaining works within the stipulated time. | CEO, ZP |
| | | | MGNREGA | Total no of scheme: 285 , Completed: nil, Ongoing: 93, Not started: 192 | |
| | | | AWAS plus | The progress of the work is 90.80%. It was decided to complete all the construction works of houses by 25 th Feb/2024 | |
| | | | Amrit Sarovar | The CEO, ZP informed that out of 76 nos. of Amrit Sarovar, all the 76 nos. have been completed. The BDO, Manikpur Dev Block informed about the sandy soil quality of land of Amrit Sarovar in Palengbari GP and accordingly requested the DFO S/ F to suggest plants to be planted along the land of sarovar to get the soil protected from erosion . The Chairman directed the BDO, Manikpur write a formal letter to DFO,S/F. | |
| | | | 15 th Finance Commission | On query regarding progress of Untied Fund , the CEO, ZP informed that No of schemes taken Up: 141 nos No of schemes Completed: 76 nos (53.90%) Tied Fund: No of schemes taken Up: 120 nos No of schemes Completed: 20 nos (16.66%) | |

| | | | | | |
|----|----------------------|--|---------------------------|--|-------------------|
| | | | | It was requested to complete the work within stipulated time. | |
| | | | NSAP | No of beneficiaries under: IGNOAPS: 14533 Nos IGNWPS: 2680 nos IGNDPS: 707 Nos Total: 17920 nos | |
| 8 | Economic Development | Dairy Development | Milk Plant, North Salmara | On query, regarding observation of National Milk Day, the Dairy Dev Officer informed that observation of NMD was observed in the District by the AH&VetDeptt. | Dairy Dev Officer |
| 9 | Economic Development | Skill Dev | PLSDTP | The DPM, ASDM stated that training under PLSDTP is going on. Total no of trainee 150 to be conducted in 5 batches | DPM, ASDM |
| 10 | Social Sector | Women & Child Development (Social Welfare) | Model AWC | Status of Construction of Model AWC: MAWC (NIDA PH-I): 35 nos. 30% fund released to 18 no AWC. MAWC(RIDF-I): 12 nos. 30% fund released to 5 nos. AWC MAWC(RIFF-II): 20 nos. MAWC(SC-BC): 4nos AWC(50% fund released to 2 Nos. AWC) The DSWO informed that even after clearing of the pending electric bills , APDCL has disconnected the power supply of AWCs. The Chairman directed the DSWO to submit details of payment made by the deptt along with list of AWCs to APDCL for verification and reconnection. DSWO was also directed to write a letter to their higher authority for providing fund for internal electrification of AWCs. | DSWO |
| | | | Shakhi Sadan | The DSWO informed that 1-3 bigha of land is | |

| | | | | | |
|-----|---------------|-------------------------|-------------------------------|--|---------------------|
| | | | | needed for construction of working women hostel. The DSWO was directed to write a letter to DC requesting for land. | |
| | | | POSHAN ABHIAYAN | The DSWO informed that fund received for the year is 4089000.00 and utilized as on date is Rs.4001500.00. The percentage of utilization is 98%. | |
| | | | PMMVY | Total targeted beneficiary for the scheme is 6722 nos. As on date 3301 nos. (i.e.49.00%) of beneficiaries are registered in PMMVY CAS portal. | |
| | | | Beti Bachao Beti Padao (BBBP) | The scheme was reviewed in the meeting and DSWO was requested to direct DCPO, Bongaigaon to submit a detailed report. | |
| 11. | Social Sector | Sports & Youth Welfare | Khel Maharon | As the DSO, Bongaigaon was busy in the field, the DDC, Bongaigaon informed that Block level Khel Maharon has been successfully completed and at present steps have been taken for holding of LAC and District level sports competition under the programme. | |
| 12 | Social Sector | Labour Welfare | | Regarding verification of child labour at Brick Kiln, the Chairman directed the Labour Officer to make a surprise visit in brick kiln areas . Also directed to contact with ADC(M), SDO(C), Noth Salmar for the drive. The Jt. Dir Health services informed that vaccination to the children of the workers of Brick Kiln could not be done due to non-submission of documents. In this regard, the L.O was directed to contact with Labour Association | Labour Officer |
| | | | E-shram | Under the scheme, labourers belonging to the un-organized sectors are to be registered through CSC. As on date 1,95,571 nos. of workers are registered in the portal. | |
| 13 | Social Sector | Health & Family Welfare | NHM | 1. The Jt. DHS Bongaigaon reported that land allotted for Dhupuri Health Sub-Centre is low lying | Jt. Director Health |

| | | | | | |
|--|--|--|---|---|------------------|
| | | | | <p>and requested for alternative land. In this regard C.O, Manikpur has already been informed.</p> <p>2. It is reported that construction work of Nutritional Mother & Child re-habitation Centre at Bongaigaon Civil Hospital is yet to be handed over by the PWD building deptt.</p> <p>3. The Jt. Director of Health Services, Bongaigaon informed that land allotted for 6 bedded ward at Chakla Kokila is low-lying and needed alternative land.</p> <p>7. The Jt. Dir. (Health) informed that the land of Health and Wellness Centre at Goroimarihas been encroached and requested for demarcation of the said land. The JD(Health) was directed to contact the C.O concerned for the mater.</p> <p>8. The Jt. Director, Health informed that the PWD(bldg.) deptthas suggested for demolition of old building of Abhyapuri FRU for construction of new bulding.He opined thatthis will create chaos.He suggestedfor construction of the new bldg. on the back side of the FRU which is a vacant land and after completion of the construction of the new building the old one may be demolished. Chairman directed the AE,PWD(bldg.) to discuss the matter with EE,PWD(bldg.) and submit report.</p> | EE, PWD(Bldg) |
| | | | Wage compensation to Pregnant Women of Tea Garden Areas | The Jt. Dir, H&FW informed that an amount of Rs. 12,000 would be provided to pregnant women in tea garden areas to enable them to take care of themselves and unborn baby without compromising the livelihood of the family. Also informed that 6 nos. of PW have been sanctioned but no bank A/C opened yet. | |

| | | | | | |
|----|---|---|---------------------|--|--------------------------------|
| 14 | Social Sector | Food & Civil Supply and Consumer Affaires | NFSA | 1.It was reported that the target for selection of beneficiaries under NFSA has been completed. So far, 92293nos. beneficiaries have been digitized out of total target of 95238 nos. 2. The DDS, FCS&CA was directed to complete the distribution of cards to NFSA beneficiaries within 15 th Dec/2023. | ADC(Supply) |
| 15 | Social Sector | Education | Education | Due to absence of Inspector of Schools, the matter relating to education deptt could not be discussed. | |
| 16 | Reforms, Governance Facilitation & Regulation | Environmental & Forest | APFBC | In case of Social Forestry, it was reported that plantation under APFBC is in progress. Fund utilized till now Rs.7420556.00 out of total fund Rs.282,13,734.00 | DFO,AieVall ey,Bngn |
| | | | CAMPA | In case of Social Forestry, it was reported that plantation under CAMPA is in progress. Fund utilized till now Rs.903080.00 out of total fund Rs.14538801.00 | |
| | | | Amrit Brikhya | DFO, S/F informed that nursery created under the scheme at Chapar Forest Sub-divn needed electricity connection. The Chairman requested the DFO to make correspondence with DC , Dhubri in this regard. | |
| 17 | Reforms, Governance Facilitation & Regulation | Excise | Revenue Collection | The Supdt of Excise report that out of total target of 145.72 crore, an amount of Rs. 58.94 crore i.e47.55% has been collected as revenue till Nov/2023. The Chairman requested her to take steps for achieving the target. | Supdt. of Excise, Bongaigaon . |
| 18 | Infrastructure | Housing & Urban Affairs | Modi Initiatives | It was reported that Phase wise work under the project is going on The Chairman requested the E.O concerned to cover the pending works in the next phase. | E.O, AMB/BMB |
| | | | 15 th FC | <u>Municipality Board No of schemeCompleted</u> | |

| | | | | | | |
|----|----------------|------------|------------------------------|--|---|--------------------|
| | | | | Abhayapuri MB: 25 Bongaigaon MB 106 | 24(96%) 89(83%) | |
| | | | PMAY-U | Municipality Board Target Abhayapuri MB: 834 Bongaigaon MB 1132 | House completed 492(59%) 398(35%) | |
| | | | | The progress of PMAY-U in respect of both the ULBs (ABM and MBM) are found not satisfactory. The Chairman directed both the E.Os to take personnel interest for improving the progress of the scheme. | | |
| | | | PMSVANidhi | Reviewed in the meeting The Chairman emphasizes on 100% achievement of PMSVANidhi in respect of AMB | | |
| | | | NULM (SHG Formation) | Reviewed in the meeting. <u>Municipality Board TargetAchievement</u> Abhayapuri MB: 15 Bongaigaon MB 30 | 12(80%) 31(103%) | |
| | | | SBM | It was decided to go for a joint drive with BongaigaonMunicipality ,Abhayapuri Municipality and Pollution Control Board to make the Bongaigaon Town &Abhayapuri Town plastic free town. | | |
| 19 | Infrastructure | Power | Grid Connection | The AGM APDCL informed that the proposal for Grid Connectivity has been approved by the higher authority. | | AGM APDCL |
| | | | AiIB | Construction of New 33/11KV Substation with Construction of New33KV Terminal Bay is going on | | |
| 20 | Infrastructure | Irrigation | Flow Irrigation scheme (FIS) | It was informed by the E.E, BongaigaonAbhayapuri North Division (Irrigation) that two nos. of schemes viz. "Borjhora FIS" under RIDF-XXVII (NABARD) and | | E.E, Bongaigaon |

| | | | | | | | | | | |
|--------------------|------------------|-----------------|--|---|-----------------|----------------------|-------------|--|--|--|
| | | | | Nigamghola FIS (Pt-I,II,III) under SOPD-G are under progress The physical achievement for the schemes stands at 70% and 96% respectively. As reported the balance works will be completed by Dec,2023. | | | | Abhayapuri North Division (Irrigation) | | |
| | | | Jalshakti | EE, Irrigation informed that Water Conservation Plan under Jalshakti has been prepared. The Chairman directed that EE,Irrigation to contact with higher authority for uploading of the plan in the portal. | | | | | | |
| | | | Solar and Electrically Operated Hybrid Tube Well | The E.E, BongaigaonAbhayapuri North Division (Irrigation) informed that the scheme viz. Installation of Solar and Electrically Operated Hybrid Tube Well are under progress and as on date around 85 % works completed. He assured the house that the scheme will be completed by Dec,2023. | | | | | | |
| 21 | Infrastructure | Water Resources | SDRF | The EE,WR, Deptt. Bongaigaon informed that sanction is yet to be accorded by the Govt for the works at Bashbari, Kacheripet, Bharalipara | | | | EE,WR, Deptt. Bongaigaon | | |
| 22 | Infrastructure | PWD Roads | PMGSY | works sanctioned | works completed | works under progress | not started | PWRD, Bongaigaon | | |
| | | | | 4 | 0 | 4 | 0 | | | |
| | | | The EE,PWRD informed that target for completion has been fixed on Jan/2024 | | | | | | | |
| | | | RIDF XXXVIII | works sanctioned | works completed | works under progress | | | | |
| | | | | 3 | 0 | 3 | | | | |
| | | | SOPD-G | works sanctioned | works completed | works under progress | | | | |
| | | | | 3 | 2 | 1 | | | | |
| APART | works sanctioned | works completed | works under progress | | | | | | | |
| | 3 | 0 | 3 | | | | | | | |
| MukhyaMantrir Path | works sanctioned | works completed | works under progress | | | | | | | |

| | | | | | | | |
|----|-------------------------|-------------|---|--|-------------------------|----------------------------------|-----------------------------------|
| | | | NabikaronAcha ni (MMPNA) | 6 | 2 | 4 | |
| | | | MukhyaMantrir Paki Path Nirman Achani (MMPPNA) | works sanctioned 16 | works completed 0 | works under progress 16 | |
| | | | Assam Mala | On query from Chair, the EE, PWRD informed that works under MMPPNA will be completed by Jan/Feb-2024 | | | |
| | | | | The Chairman directed the EE, PWRD to submit updated report on Assam Mala. | | | |
| 23 | Infrastructure | PWD(NH.) | | No scheme in respect of Bongaigaon district. | | | |
| 24 | Infrastructure | PWD(bldg.) | | .The EE,PWD(Bldg) was directed to instruct the contractors for early completion of the schemes | | | E.E PWD blgdivn, |
| 25 | Infrastructure | PWD(elct) | | No of schemes: 11 nos Work in progress: 5 nos Work completed: 2 no Not started: 4 nos | | | EE, PED(elct) , Kokrajhar |
| 26 | Economic Development | Sericulture | EAP (Under APART) | The Asstt Director, Sericulture informed that formation of FPO under APART (through NABARD) in Boitamari and Srijangram Block is going on. The Asstt Director, Sericulture requested the CEO, ZP to hand over the completed fishery tank constructed under "Amrit Sarobar" on the land of Sericulture deptt. Regarding work of Sericulture firm, the CEO,ZP informed that one scheme Viz. "Construction of Grill Fencing of Sericulture Firm at Ghilaguri GP" was taken up under 15 th FC 2021-22. But, due to urgency, instead of Grill Fencing the Goat proof | | | CEO,ZP AD, Sericulture, |

| | | | | | |
|----|----------------|-----|----------------------|---|-------------------------------------|
| | | | | fencing was constructed . Now,objection has beenby the higher authority for diversion of the work and as such has sought proper justification for deviation of the work. He requested the Asstt Director, Sericulture to submit clarification in this regard. | |
| 27 | Infrastructure | PHE | JJM | <p>PWSS: The EE, PHE informed that 337 nos. of new PWSS have been sanctioned in the current year and works have been started.</p> <p>The EE, PHE informed that Water Users Committee of 89 nos. PWSS have been formed so far. The Chairman directed the EE, PHE to submit the list of Water Users Committee to LDM for opening of bank accounts.</p> <p>Regarding verification of PWSS, the CEO,ZP informed that PWSS of 18 nos. GP have been verified by the G P Secretaries and partially / completely leakage of pipe line of 9 villages have been found for which water couldn't be supplied there for last two months. The Chairman directed the EE,PHE to repair the leakage. List of villages are:Ghilaguri, Lengtisinga, Piradhara,Latibari,Chaparakata,Hatimutra,Hollaguri,N amberpara,Balarchar.</p> | CEO,ZP EE,PHE, Bongaigaon |
| | | | GOBARDHAN Scheme | Total no of Biogas Plants under the scheme: 5 nos. Capacity of each Unit: 6 Cum Total no of families to be benefitted: 20 nos. | |
| | | | IHHL | Target: 8385 Achievement: 8385 (100%) | |
| | | | Community Toilet | Target: 422 Completed: 413 | |
| | | | Solid & Liquid waste | Target: 1152 Completed: 1135 | |

| | | | | | |
|----|----------------------|-------------------|-------------------------------------|--|----------------------------------|
| | | | Managemnt | | |
| | | | Plastic Waste Management Unit(PWMU) | Target: 5 nos Physical Progress: Civil work completed | |
| | | | ODF plus Villages | Total No of villages: 537, ODF plus villages: 537 | |
| | | | Sujalam 2.0 | Constn of Soak Pit : 60 Completed: 60 | |
| 28 | Infrastructure | Transport | Revenue collection | Target: Rs.36.50 crore Revenue collected till Nov/2023: Rs. 26.74 crore (73.26%). He assured the house that the target will be achieved in the current financial year. | |
| 29 | Social Sector | Legal Meteorology | Revenue Collection | It was reported by the Asstt. Controller of Legal Metrology that an amount of Rs.47,036.00 has been collected during the month of Oct/2023. The progressive total revenue collected till Oct/2023 is Rs.5,27,190.00 . No of business establishment inspected during current month: 140 nos. Market visited: 8 nos. | |
| 30 | Economic Development | Cooperation | | The Chairman directed the representative of ARCS, Abhayapuri for preparation of PACS meeting to be held soon. The representative of ARCS informed that the main bldg. of ARCS has been occupied by CRPF and it needs to be vacated. The Chairman requested the SDO(C),NS to look into the matter . | SDO (C), NS ARCS, Abhayapuri |
| 31 | Economic Development | Soil Conservation | WDC-PMKSY 2.0 | Total no of schemes : 17 nos. Scheme Started: 5 nos. Not started: 12 nos. The D.O, Barpeta Soil Conservation Divn. was directed to submit proposals covering | D.O, Soil Conservation , Barpeta |

| | | | | | |
|----|--|---------------------------------------|--|---|----|
| | | | | Abhayapuri(N) and Abhayapuri(S) LAC area. | |
| | | | RIDF-XXVIII | For 2 nos. of works, e-tender process is going on . | |
| 32 | Social Sector | Cultural Affairs | | No scheme | |
| 33 | Social Sector | Hill Area | | No scheme | |
| 34 | Social Sector | Welfare of Minorities & Development. | PMJVK | It was informed that out of balance Rs. 10.00 crore against earlier schemes implemented in the district for the year 2015-16 to 2017-18 , Bongaigaon district has received Rs. 2.00 Crores only and release of fund is under process. | |
| 35 | Economic Development | Science & Technology & climate change | | Construction of District Science Centre and Planetarium is going on. Physical Progress is ??? | ?? |
| 36 | Finance Planning | T & D | MLAADS/ MPLADS/AAGY/ Untied Fund/Assam Darshan | Schemes under MLAADS, Untied Fund, AAGY, Assam Darshan reviewed in the meeting and it was decided to speed up the completion works. | |
| | | Finance | ORUNODOI | The DDC requested the BDOs to check the penny failed beneficiaries of Orunodoi and submit the corrected bank details of the beneficiaries immediately for uploading in the portal | |
| 37 | Management & Facilitation | Act East Policy Affairs | | Scheme not implemented in the district at present | |
| 38 | Reforms, Governance Facilitation & Regulation. | Mines & Minerals | DMFT | Total Balance Amount under DMFT- Rs. 125.57580 lakh No. of on-going Scheme- 03 Nos. | |
| 39 | Reforms, Governance Facilitation & Regulation. | Border Protection and Development | BADP/SCA | No scheme implemented in the district, as there is no international border. | |
| | | | Interstate | No scheme implemented in the district, as there is | |

| | | | | | |
|--|--|--|-------------|-----------------------|--|
| | | | Boarder Dev | no inter state border | |
|--|--|--|-------------|-----------------------|--|

#: (Social Sector/Economic Development/ Infrastructure/Finance & Planning/Regulatory/Reforms).

Category-B: Theme specific

| S.No | Theme | | | | |
|------|--|--|--|--|--|
| 1. | Follow up of D Cs conference | All Heads of department concerned were asked to submit follow up action report of 5 th DCs conference held at Tinsukia as per format | | | |
| 2. | Khel Maharon and SanskritikMahasangram | District Administration is making all efforts for successful completion of both the programme. | | | |
| 3. | Vikshit Bharat Sankalph Yatra | The Vikshit Bharat Sankalph Yatrahas been launched in the District from 22 November'2023 and will be completed on 24 December'2023 covering all the 65 GPs under Dangtol, Boitamari, Manikpur, Tapattary and Srijangram Development Blocks. The Chairman requested all the HoDs and BDOs to give their utmost attention to make the programme a success. | | | |

Signed by

Dhruba Jyoti Das

Date: 18-12-2023 12:49:57

District Development Commissioner

Bongaigaon

Memo No. BND/DDC/31/2015/Pt-I/

Dated, Bongaigaon the Dec/2023

Copy forwarded for information and necessary action: -

1. The Addl. Chief Secretary to the Govt. of Assam, T&D Deptt, Dispur, Guwahati-06 for kind information.
2. The Commissioner & Secretary to Chief Minister of Assam, Dispur for kind information.
3. The Commissioner , Lower Assam Division , Panbazar, Guwahati-1 for kind information.
4. The Director, Monitoring & Evaluation Division, T&D Department, Assam for information.
5. The Director (DCP), T & D Department for kind information.
6. All ADCs, Bongaigaon/SDO(Civil), North Salmara for information.

7. Technical Director & i/c DIO, Bongaigaon for information and necessary action for uploading the minutes in the District Web Portal.
8. All HODs of Department, Bongaigaon for information and necessary action.
9. Office Copy.

(e-signed)
District Development Commissioner
Bongaigaon

Monthly status of Fund receipt and utilisation for the Month of November 2023

A. For Schemes: Funds received

| Sl.No | Admin. Dept. | Name of Scheme (+Implementation Agency) | PFMS Code & SLS Code | Category CS/CSS/ State/ EAP etc | Opening Balance With CNA /SNA/Others- as applicable | | Opening Balance with the District/Council/ Others-- as applicable | | Current Year Allocation to District* | | Fund received in the current Year | | Total funds available for Scheme | Funds utilised till now Amount & (% in bracket) | | Amount for which UCs are pending at the end of previous year | Utilisation Certificate submitted against total available funds for the current year | Amount for which UCs are pending as on date. | | Remarks |
|-------|-----------------------------|--|----------------------|------------------------------------|--|----------------|---|----------------|--|----------------|--------------------------------------|------------------------|-------------------------------------|---|----------------|--|---|---|-----------------------|---------|
| | | | | | Central Share | State Share | Central Share | State Share | Central Share | State Share | Central Share | State Share | | Central Share | State Share | | | Of Previous Year | Of Current Year | |
| | | | | | 6 | 7 | 8 | 9 | 10 | 11 | 12 | 13 | | 14 | 15 | | | 16 | 17 | |
| 1 | Women and Child Development | Model AWC (NIDA-Phase 1) | NA | State | NA | NA | NA | NA | 23625000 | 23625000 | 11475000 | 12150000 (51%) | NA | NA | NA | NA | 35 MAWC (30% fund released to 18 nos of ALCC) | | | |
| 2 | | Model AWC (RIDF-Phase 1) | NA | State | NA | NA | NA | NA | 8100000 | 8100000 | 4725000 | 3375000 (41%) | NA | NA | NA | NA | 12 MAWC (30% fund released to 5 nos of ALCC) | | | |
| 3 | | Model AWC (RIDF-Phase 2) | NA | State | NA | NA | NA | NA | 13428000 | 13428000 | 13428000 | o | NA | NA | NA | NA | 20 MAWC | | | |
| 4 | | Model AWC (SC- BC) | NA | State | NA | NA | NA | NA | 9686396 | 9686396 | 7264796 | 2421600 (25%) | NA | NA | NA | NA | 4 MAWC (50% fund released to 2 nos of ALCC) | | | |
| 3 | | SNP | NA | CSS | NA | NA | NA | NA | 11290162 | 11290162 | 727043.48 | 10563118.52 (93.5%) | NA | NA | NA | NA | | | | |
| 4 | | Pradhan Mantri Matru Vandana Yojana | NA | CSS | NA | NA | NA | NA | NA | NA | NA | NA | NA | NA | Nil | 0 | Nil | Direct Benefit Transfer (DBT) to the eligible beneficiary from Directorate of of WCD,Asam. | | |
| 5 | Poshan Ahiyaan | NA | CSS | NA | NA | NA | NA | 4089000 | 4089000 | 87500 | 4001500 (98%) | Nil | 0 | Nil | Nil | | | | | |
| 6 | Beti Bachao Beti Padhao | NA | CSS | NA | NA | NA | NA | 1754200 | 1754200 | 524624 | 12,29,576 (70%) | Nil | Nil | Nil | Nil | | | | | |

| | | | | | | | | | | | | | | | | |
|---|-----|----|----|----|----|----|----|---------|---------|---------|----------------|-----------|-----|-----|-----|--|
| 7 | OSC | NA | CS | NA | NA | NA | NA | 3066800 | 3066800 | 1078912 | 1987888 (64 %) | Submitted | Nil | Nil | Nil | File put up for Administrative approval to released of Rs. 845877.9/- for OSC Management |
|---|-----|----|----|----|----|----|----|---------|---------|---------|----------------|-----------|-----|-----|-----|--|

**District Social Welfare Officer,
Bongaigaon.**

Annexure-B**B. Schemes for which no funds are received by the District/ Council**

| Sl. No | Administrative Department | Scheme Name | Reasons | Remarks if any |
|--------|---------------------------|-------------------------------------|---------|---|
| 1 | Women & Child Development | Pradhan Mantri Matru Vandana Yojana | Nil | Beneficiary direct benefit from Directorate of of WCD |

**District Social Welfare Officer,
Bongaigaon.**

Annexure-C.

Physical Progress of Works under different Schemes/ Programmes/Projects across Departments- of Current Year

| Sl. No | Admin. Dept. | Name of Scheme | Number of Works sanctioned in the current Year | Progress of Current Year works / Services- Categorise number of works based on the stage of physical progress | | | | | | Remarks |
|--------|-------------------------------------|--|--|---|--------|--|--------|-------|-------------|--------------------------|
| | | | | 100% | 75-99% | 50-74% | 25-49% | 1-25% | Not started | |
| 1 | Women and Child Development | Model AWC | SOPD-15 Nos. | 100% | | | | | | Completed |
| | | | RIDF-12 Nos. | | | | 4 | 1 | | Fund released to 5 MAWC |
| | | | NIDA-35 Nos. | | | 1 | 7 | 10 | | Fund released to 18 MAWC |
| | | | RIDF II -20 Nos. | | | | | | 20 | |
| | | | Model AWC (SC-BC) - 4 Nos. | | | | 2 | | | Fund released to 2 MAWC |
| 2 | Pradhan Mantri Matru Vandana Yojana | 6722 Nos. Targeted Beneficiary (1st Child-4511 Nos.+2nd Girl Child -2211 Nos.) | | | | 49% (3301 nos.of beneficiaries registered in the PMMVY CAS Portal for benefit) | | | | |

**District Social Welfare Officer,
Bongaigaon.**

Annexure-D

Physical Progress of Works under different Schemes/ Programmes/Projects across Departments- of Previous Years

| Sl. No | Admin. Dept. | Name of Scheme | Total Number of Works pending as on the last date of previous Financial Year | Number of Years delayed for completion - as on the last date of last Financial Year-Categorise works based on the delay in completion | | | | | Progress of Pending works of previous Years pending as on the last date of last Financial Year-Categorise works based on the stage of physical progress | | | | | | |
|--------|--------------|----------------|--|---|--------|--------------|-----|-------|---|--------|--------|--------|-------|-------------|-----|
| | | | | Less than 1 Yr | >=1 to | >=3 to <5Yrs | >=5 | Total | 100% | 75-99% | 50-74% | 25-49% | 1-25% | Not started | |
| 1 | Nil | Nil | Nil | Nil | Nil | Nil | Nil | Nil | Nil | Nil | Nil | Nil | Nil | Nil | Nil |

District Social Welfare Officer,
Bongaigaon.

Monthly status of Fund Receipt and utilisation for the month of Nov, 2023

A. For the Schemes: Funds received

| S. No. | Admin. Dept. | Name Of scheme (+ Implementation agency) | PFMS Code & Sls Code | Category CS/ CSS/ State/ EAP etc. | Opening Balance with CNA/ SNA/ Others- as applicable | | Opening Balance with the district/ council/ others as applicable | | Current Year Allocation to district (In Lakh) | | Fund Received in the current Year | | Total funds available for scheme (Rs) | Funds utilised till now Amount & (% in Bracket) (in Lakh) | | Amount for which Ucs are pending at the end of previous year | Utilisation on certificate Submitted against total available funds for the | Amount for which Ucs are pending as on date | | Remarks |
|--------|--------------|--|----------------------|-----------------------------------|--|-------------|--|-------------|---|-------------|-----------------------------------|-------------|---------------------------------------|---|-------------|--|--|---|-----------------|---------|
| | | | | | Central Share | State Share | Central Share | State Share | Central Share (Rs) | State Share | Central Share (Rs) | State Share | | Central Share (Rs) | State Share | | | Of previous year | of current year | |
| 1 | 2 | 3 | 4 | 5 | 6 | 7 | 8 | 9 | 10 | 11 | 12 | 13 | 14 | 15 | 16 | 17 | 18 | 19 | 20 | 21 |
| 1 | P&RD | PMAY-G | NA | NA | NA | NA | NA | NA | 919.10 | 0 | 919.10 | 0 | 917.80 | 635.87 (61%) | 0 | 0 | 0 | 0 | 0 | 0 |
| | | MGNREG | NA | NA | NA | NA | NA | NA | 4830.25 | 0 | 4830.25 | 0 | 4830.3 | 4830.25 | 0 | 0 | 0 | 0 | 0 | 0 |

Chief Executive Officer
Bongaigaon Zilla Parishad
Bongaigaon

Annexure-B

B. Schemes for which no funds are received by the District/Council: For (Please visit-<https://www.indiabudget.gov.in/index.php>- and concerned Ministry/Department website to know the list of Central Schemes of current and previous year.)

| Sl No. | Administrative Department | Scheme Name | Reasons | Remarks if any |
|--------|---------------------------|-------------|---------|----------------|
| 1 | P&RD | Nil | Nil | Nil |
| | | | | |
| | | | | |

Physical Progress of Works under different Schemes / Programmes / Projects across Departments -of current year

| Sl No | Admin. Dept. | Name of Scheme | Number of Works Sanctioned in the Current Year | Progress of Current Year Works/Services- Categorise Number of Works based on the stage of Physical Progress | | | | | |
|-------|--------------|----------------|--|---|--------|--------|--------|-------|-------------|
| | | | | 100% | 75-99% | 50-74% | 25-49% | 1-25% | Not started |
| 1 | P&RD | PMAY-G | 707 | 81 | 156 | 290 | 146 | 16 | 18 |
| 2 | P&RD | MGNREGA | 285 | 0 | 0 | 0 | 8 | 85 | 192 |

Chief Executive Officer
Bongaigaon Zilla Parishad
Bongaigaon

Physical Progress of Works under different Schemes / Programmes / Projects across Departments -of Previous year

| Sl. No. | Admin. Dept. | Name of Scheme | Total number of Works pending as on the last date of Previous Financial Year | Number of Years delayed for completion-as on the last date of last financial Year-Categorise works based on the delay in completion. | | | | | Progress of Pending works of Previous Years- pending as on the last date of last Financial Year-Categorise works based on the stage of physical progress | | | | | | |
|---------|--------------|----------------|--|--|---------------|---------------|-----|-------|--|--------|--------|--------|-------|--------------|--|
| | | | | Less then 1 Year | >=1 to <3 yrs | >=3 to <5 yrs | >=5 | Total | 100% | 75-99% | 50-74% | 25-49% | 1-25% | NOT START ED | |
| 1 | P&RD | PMAY-G | 4320 | 563 | 985 | 2743 | 29 | 4320 | - | yes | - | | | - | |
| 2 | | MGNREGA | 3767 | 927 | 2840 | 0 | 0 | 3767 | 1165 | 1695 | 907 | 0 | 0 | 0 | |

Chief Executive Officer
Bongaigaon Zilla Parishad
Bongaigaon

Monthly status of Fund receipt and utilisation for the Month of November Year 2023

Annexure-A

A. For Schemes: Funds received.

| S.No | Admin. Dept. | Name of Scheme (+Implementation Agency) | PFMS Code & SLS Code | Category CS/CSS/State/EAP etc. | Opening Balance With CNA /SNA/Others- | | Opening Balance with the District/Council/ Others-- as applicable. | | Current Year Allocation to District* | | Fund received in the current Year | | Total funds available for Scheme | Funds utilised- till now Amount & (% in bracket) | | Amount for which UCs are pending at the end of | Utilisation Certificate submitted against total available funds for | Amount for which UCs are pending as on date. | | Remarks |
|------|-----------------|--|----------------------|--------------------------------|---------------------------------------|-------------|--|-------------|--------------------------------------|-------------|-----------------------------------|-------------|----------------------------------|--|-----------------|--|---|--|------------|--|
| | | | | | Central Share | State Share | Central Share | State Share | Central Share | State Share | Central Share | State Share | | Central Share | State Share | | | Of Previous | Of Current | |
| 1 | 2 | 3 | 4 | 5 | 6 | 7 | 8 | 9 | 10 | 11 | 12 | 13 | 14 | 15 | 16 | 17 | 18 | 19 | 20 | 21 |
| 1 | Water Resources | A/E measures to protect Bongaigaon-Polytechnic campus from the erosion of river Tunia on its R/Bank(Under NABARD) | | | | | | | | | | | | Rs.42.26L & 95% | Rs.2.22L & 5% | | | Nil | Nil | State Share is pending & Demand already submitted. |
| 2 | -DO- | Re-sectioning of river Tikonjora at Kharija-Dolai Gaon near Bongaigaon along with marginal bund at both sides with spoiled soil for a length of 3000M. | | | | | | | | | | | | Rs.206.59L & 95% | Rs.10.877L & 5% | | | Nil | Nil | State Share is pending & Demand already submitted. |
| 3 | -DO- | A/E measures on both banks of river Champabati to protect Bamunitila area.(RIDF-XXV) | | | | | | | | | | | | Rs.175.65L & 95% | Rs.9.245L & 5% | | | Nil | Nil | State Share is pending & Demand already submitted. |
| 4 | -DO- | Training of river Champamati by pro-siltation measures to protect Barchara, Chikibiki, Naldoba, Durgamari and Bamunitila villages. (under NABARD, RIDF-XX) | | | | | | | | | | | | Rs.644.1L & 95% | Rs.32.21L & 5% | | | Nil | Nil | State Share is pending & Demand already submitted. |
| 5 | -DO- | Construction of an Inspection Bunglow in W.R.Campus at Bongaigaon (under SOPD-G) | | | | | | | | | | | | Nil | Rs.24.50L & 50% | | | | | Work completed. |

* = will be provided by the HOD / Concerned Agency. PFMS: Public Finance Management System; SLS: State Linked Scheme-State Code.

Executive Engineer
Bongaigaon W.R.Division,
Bongaigaon


Physical Progress of Works under different Schemes / Programmes / Projects across Department of Current Year

| S.No | Admin. Dept. | Name of Scheme | Number of Works sanctioned in the current Year | Progress of Current Year works / Services- Categorise number of works based on the stage of physical progress | | | | | | | |
|------|-----------------|----------------|--|---|--------|--------|--------|-------|-------------|--|--|
| | | | | 100% | 75-99% | 50-74% | 25-49% | 1-25% | Not started | | |
| | Water Resources | Nil | Nil | | | | | | | | |

Annexure-D

Physical Progress of Works under different Schemes / Programmes / Projects across Department of Previous Years

| S.No | Admin. Dept. | Name of Scheme | Total Number of Works pending as on the last date of | Number of Years delayed for completion - as on the last date of last Financial Year-Categorise | | | | | Total | Progress of Pending works of previous Years pending as on the last date of last Financial Year-Categorise works based on | | | | | |
|------|-----------------|--|--|--|---------------|--------------|-----|---|-------|--|--------|--------|--------|-------|-------------|
| | | | | Less than 1 Yr | >=1 to <3 Yrs | >=3 to <5Yrs | >=5 | | | 100% | 75-99% | 50-74% | 25-49% | 1-25% | Not started |
| 1 | Water Resources | I/M for recoupment breach like damages at Huramara from ch 3400.00m to 3900.00 m of Sidalsuti to Merrerchar WRD embankment of river Aie on its R/B under SDRF for 2020-21. | 1 | | | yes | | 1 | 100% | | - | - | - | - | |
| 2 | -do- | Immediate measures for recoupment and strengthening of flood damaged structure at Huramara Pt-II Of Sidalsati-Merrerchar WRD Embankment under SDRF for 2021-22.(PART-A) | 1 | yes | | | | | 100% | | | | | | |
| 3 | -do- | Immediate measures for recoupment and strengthening of flood damaged structure at Huramara Pt-II Of Sidalsati-Merrerchar WRD Embankment under SDRF for 2021-22.(PART-B) | 1 | | yes | | | | 100% | | | | | | |
| 4 | -do- | I/M for closing of breach gap of Sidalsati-Merrerchar embkt. of river Aie at Lalmati area including strengthening and bank restoration at different reaches under SDRF for 2021-22 | 1 | | yes | | | | 100% | | | | | | |
| 5 | -do- | I/M for recoupment of Pachonia area from flood devastation of river Brahmaputra on its right bank under SDRF for 2021-22. | 1 | | yes | | | | 100% | | | | | | |
| 6 | -do- | Immediate measures for bank restoration at Bashbari area to protect from flood devastation of river Aie under SDRF for 2022-23 (under sec 50 of DM Act-2005) | 1 | yes | | | | | 100% | | | | | | |
| 7 | -do- | Immediate measures for bank restoration at Dubasuri area to protect from flood devastation of river Aie under SDRF- for 2022-23 (under sec.50 of DM Act-2005) | 1 | yes | | | | | 100% | | | | | | |



*PROGRESS REPORT OF DIFFERENT ONGOING SCHEMES
UNDER
PWRD BONGAIGAON DISTRICT TERRITORIAL ROAD DIVISION
FOR
THE MONTH OF NOVEMBER2023.*

| ABSTRACT | | | | | | | | |
|---------------------------------------|---|----------------------|---------------|----------------------------|------------------|----------------|---------------------------|--------------------|
| FOR THE MONTH OF NOVEMBER 2023 | | | | | | | | |
| Sl No. | Programme | Found in Page | Year | Total No of Schemes | Completed | Ongoing | Ovaral progress | Remarks |
| 1 | PMGSY | | | | | | | |
| | Regular PMGSY -II | | 2019-20 | 5 | 3 | 1 | 87% | One Scheme Dropped |
| | Regular PMGSY -III | | 2020-21 | 6 | 2 | 4 | 74% | |
| | Regular PMGSY -III | | 2022-23 | 4 | 0 | 4 | 57% | |
| | | | Total= | 15 | 5 | 9 | | |
| 2 | MMPNA 2022-23 | | 2022-23 | 6 | 2 | 4 | 32% | |
| 3 | MMPPNA 2022-23 | | 2022-23 | 16 | 0 | 16 | 28% | |
| 4 | MMMPA 2022-23 | | 2022-23 | 2 | 0 | 2 | 0% | |
| 5 | NABARD (RIDF) | | | | | | | |
| | RIDF- XXV | | 2019-20 | 5 | 4 | 1 | 91.0% | |
| | RIDF-XXVI | | 2020-21 | 1 | 0 | 1 | 98% | |
| | RIDF-XXVII | | 2021-22 | 3 | 0 | 3 | 91% | |
| | RIDF XXVIII (MMUPNA 2022-23) | | 2022-23 | 3 | 0 | 3 | 39% | |
| | | | Total= | 12 | 4 | 8 | | |
| 6 | SOPD (G) | | 2020-21 | 79 | 78 | 1 | 99% | |
| | SOPD (G) | | 2022-23 | 3 | 2 | 1 | 88% | |
| | | | Total= | 82 | 80 | 2 | | |
| 7 | SIGNATURE PROJECT | | 2018-19 | 3 | 2 | 1 | 92% | |
| | | | Total= | 3 | 2 | 1 | | |
| 8 | CIDF | | 2018-19 | 4 | 3 | 1 | 98% | |
| | | | Total= | 4 | 3 | 1 | | |
| 9 | CONVERSION OF 1000 SPT TO RCC BRIDGE | | 2017-18 | 2 | 1 | 1 | 96% | |
| 11 | APART | | 2022-23 | 3 | 0 | 3 | 75% | |
| 12 | ASSAM MALA | | 2022-23 | 1 | 0 | 1 | 0% | Just started |
| | Total | | | 146 | 97 | 48 | | |
| | | | | | | 145 | One Scheme Dropped | |

(Ashim Kr. Nag)
Executive Engineer,PWRD
Bongaigaon DTR Division

PROGRESS REPORT OF PMGSY FOR THE MONTH OF NOVEMBER2023.

| SI No. | Name of Programme /Scheme | Financial Progress | | | | | Physical Progress | | | | | Targated Date of Complition | Name of the contractor |
|------------------------------|---|------------------------|----------------------|--------------------------------|------------------------|------------|-------------------|------------------------------|--------------------------------|------------------------|------------|-----------------------------|--------------------------|
| | | Fund Sanctioned (Lakh) | Fund Received (Lakh) | Cumulative till Previous Month | Progress for the month | Cumulative | Physical Target | Projected Date of completion | Cumulative till previous Month | Progress for the Month | Cumulative | | |
| PMGSY -II for 2019-20 | | | | | | | | | | | | | |
| 1 | Kathalguri to SH-2 via Chiponsila Pt-III (AS-02-176) | 713.46 | 572.23 | 511.32 | 60.91 | 572.23 | 1% | 30/10/2023 | 90% | 9% | 99% | Jan-24 | Kamal Ch. Goyari |
| | 10% | | | | | | 30/10/2024 | 80% | 15% | 95% | Dec-23 | | |
| PMGSY-III for 2020-21 | | | | | | | | | | | | | |
| 1 | MRL-07 Chalantapara Pt-IV to Borghola via Chalantapara Pt-III (AS-02-177) | 857.27 | 287.07 | 287.07 | 0.00 | 287.070 | 8% | 30/10/2023 | 92% | 0% | 92% | Mar-24 | R.K Pathak |
| 2 | MRL-01 Borigaon to Mrerchar Road (AS-02-177) | | | | | | 8% | 30/10/2023 | 92% | 0% | 92% | | |
| 3 | MRL-09 Bowalimari to Latibari Road (AS-02-177) | | | | | | 20% | 25/11/2023 | 57% | 0% | 57% | | |
| 4 | MRL-07 Haripur to Malegarh Pahar via Amguri-I (AS-02-177) | | | | | | 20% | 28/11/2023 | 50% | 0% | 50% | | |
| PMGSY-III(2022-23) | | | | | | | | | | | | | |
| 1 | T03-RohaKalgachia Road to Kokila PT-II (Pkg. No: AS-02-179) | 184.75 | 190.89 | 190.89 | 0.00 | 190.89 | 20% | 30-10-2023 | 79% | 0% | 79% | Mar-24 | Dharmeswar Kachari |
| 2 | MRL20-Malegarh IV to Kabaitari Road (Pkg. No: AS-02-178) | 397.12 | 224.00 | 150.28 | 73.72 | 224.00 | 10% | 28/11/2023 | 48% | 2% | 50% | Jan-24 | Sarif Ali |
| 3 | MRL08-Athugaon to Chungapota via Dangtol Bazar (Pkg. No: AS-02-180) | 111.58 | 0.00 | 0.00 | 0.00 | 0.00 | 15% | 2/11/2024 | 29% | 6% | 35% | Feb-24 | Husain Mohammad Iphtikar |
| 4 | T04-Abhayapuri Pachnia Road(Pkg. No: AS-02-187) | 1279.51 | 0.00 | 0.00 | 0.00 | 0.00 | 20% | 2/11/2024 | 20% | 5% | 25% | May-24 | Kanakesh Das |

(Ashim Kr. Nag)
Executive Engineer,PWRD
Bongaigaon D.T.R. Division

| PROGRESS REPORT OF MMPNA 2022-23 FOR THE MONTH OF NOVEMBER/2023. | | | | | | | | | | | | | |
|--|--|--------------------|---------------|--|------------------------|-------------|-------------------|------------------------------|--|------------------------|-------------|-----------------------------|------------------------|
| Sl No. | Name of Programme /Scheme | Financial Progress | | | | | Physical Progress | | | | | Targeted Date of Completion | Name of the contractor |
| | | Fund Sanctioned | Fund Received | Cummulative Progress till Previous Month | Progress for the month | Cummulative | Physical Target | Projected Date of completion | Cummulative Progress till previous Month | Progress for the Month | Cummulative | | |
| Mukhya Mantrir Path Nabikaran Achoni 2022-23 | | | | | | | | | | | | | |
| 1 | Road from Manikpur Noagaon Abadi Road(Chakla To Gunialguri), Sonakhuli 1 to Kuchia Kata | 127.03 | 0.00 | 0.00 | 0.00 | 0.00 | 5% | 22/5/2023 | 5% | 15% | 20% | Feb-24 | Ritu Kumar Das |
| 2 | Periodic Renewl of Sialmari Salmara road under Mukhya Mantri Path Nabikarn Achani under Abhayapuri North LAC for the year 2022-23 | 103.75 | 0.00 | 0.00 | 0.00 | 0.00 | 10% | 12/5/2023 | 80% | 0% | 80% | Jan-24 | Bhupe n Nath |
| | Periodic Renewal of Road Patiladaha to Lungjhar Road under Mukhya Mantri Path Nabikaran Achani under Abhayapuri North LAC for the year 2022-23 | | 0.00 | 0.00 | 0.00 | 0.00 | 10% | | 20% | 0% | 20% | | |
| 3 | Kabaitary Abhayapuri Road | 53.780 | 0.00 | 0.00 | 0.00 | 0.00 | 5% | 12/5/2023 | 4% | 0% | 4% | May-24 | Harsha jit Roy |
| | Amguri Bajitpara Road | 57.910 | 0.00 | 0.00 | 0.00 | 0.00 | 10% | | 90% | 5% | 95% | Jan-24 | |
| 4 | Deohati Uttarpara to Deohati Dakhipara | 9.790 | 0.00 | 0.00 | 0.00 | 0.00 | 5% | 12/5/2023 | 90% | 0% | 90% | Dec-23 | R.K Pathak |
| | Abhayapuri Mechanical Workshop to Duttapara Road | 39.300 | 0.00 | 0.00 | 0.00 | 0.00 | 5% | | 90% | 0% | 90% | | |
| | Khagarpur to Kharboja | 21.950 | 0.00 | 0.00 | 0.00 | 0.00 | 5% | | 90% | 4% | 94% | | |
| | NH-31 to Dhulaura Villagr Road | 22.380 | 0.00 | 0.00 | 0.00 | 0.00 | 5% | | 90% | 4% | 94% | | |
| | Bechimari to Tinkonia Part I | 39.970 | 0.00 | 0.00 | 0.00 | 0.00 | 5% | | 70% | 0% | 70% | | |
| | Lalmati - Lalmatigrating | 39.950 | 0.00 | 0.00 | 0.00 | 0.00 | 10% | | 80% | 0% | 80% | | |

(Ashim Kr. Nag)
Executive Engineer,PWRD
Bongaigaon D.T.R. Division

| PROGRESS REPORT OF MMPPNA 2022-23 FOR THE MONTH OF NOVEMBER/2023. | | | | | | | | | | | | | |
|---|---|----------------------|---------------|--|------------------------|-------------|-------------------|------------------------------|---|------------------------|-------------|-----------------------------|-------------------------|
| SL No. | Name of Programme /Scheme | Financial Progress | | | | | Physical Progress | | | | | Targated Date of Complition | Name of the contract or |
| | | Tender Amound (Lakh) | Fund Received | Cummulative Progress till Previous Month | Progress for the month | Cummulative | Physical Target | Projected Date of completion | Cummulative Progress till previus Month | Progress for the Month | Cummulative | | |
| Mukhya Mantrir PakiPath Nirman Achani 2022-23 | | | | | | | | | | | | | |
| | Abhayapuri North LAC | | | | | | | | | | | | |
| 1 | Construction of road from Chakla Kokila Road to Numberpara III(Numberpara to Kalikura) from 0.00 Km to Ch 1.40 Km,Chakla Kokila Road to Numberpara III(Borghola to Numberpara) from Ch. 0.00 Km to 2.981 Km including Routine Maintainance for Four Years under Mukhya mantrir Pakipath Nirman Achani for the year 2022-23 ,Abhayapuri North LAC | 291.087 | 0.00 | 0.00 | 0.00 | 0.00 | 5% | 25/05/2024 | 10% | 5% | 15% | Apr-24 | Kanchan Moni Barkalita |
| 2 | Construction of Road from Tentonpur to Balarchar Road (Kirtanpara to Road End) including Routine maintainence for Four Years Under Mukhaya Mantrir Pakipath Nirman Achani for the year 2022-23. Abhavaapuri North | 95.558 | 0.00 | 0.00 | 0.00 | 0.00 | 5% | 22/5/2024 | 50% | 10% | 60% | Jan-24 | Jintu Das |
| 3 | Construction of road from Nowgaon to Rangapani village road via Dakhin Numberpara Purba Japea Villages (Harirchar to Nowagaon) from Ch. 4.00Km to Ch. 12.120 Km including Routine Maintainance for Four Years Under Mukhya Mantrir Pakipath Nirman Aachani for the year 2022-23 . | 540.727 | 0.00 | 0.00 | 0.00 | 0.00 | 5% | 6/6/2024 | 5% | 10% | 15% | Apr-24 | Kanakesh Das |

| | | | | | | | | | | | | | |
|---|--|---------|------|------|------|------|-----|------------|-----|-----|-----|--------|----------------------------------|
| 4 | Construction of road from Samukhamari to Bashbari Road via Chalabila Bazar from Ch. 0.000 Km to Ch. 2.100 Km Jhaobari to Alaguri Part-1 from Ch 0.00 Km to Ch. 2.87Km, Jhaobari to Alaguri Part-1 from Ch 0.00 Km to Ch. 2.87Km including Routine Maintainance for Four Years under Mukhya Mantrir Pakipath Nirman Aachani for the year 2022-23 Abhayapuri North LAC | 368.396 | 0.00 | 0.00 | 0.00 | 0.00 | 5% | 21/2/2024 | 10% | 20% | 30% | Mar-24 | New Tech Group of Constr uctions |
| 5 | Construction of road from NH-31 to Tulungia Model College Road from Ch. 500.00m to 1500.00Km including Routine Maintainance for Four Years under Mukhya Mantrir Pakipath Nirman Aachani for the year 2022-23 Abhayapuri North LAC | 78.707 | 0.00 | 0.00 | 0.00 | 0.00 | 5% | 2/5/2023 | 5% | 17% | 22% | Jan-24 | Gobind a Das |
| 6 | Construction of road from Kirtanpara Bazar to Narabhita Bazar including Routine Maintainance for Four Years under Mukhya Mantrir Pakipath Nirman Aachani for the year 2022-23 Abhavapuri North LAC | 403.556 | 0.00 | 0.00 | 0.00 | 0.00 | 10% | 21/05/2024 | 35% | 20% | 55% | May-24 | Rudra Kumar Pathak |

| Bongaigaon LAC | | | | | | | | | | | | | |
|-----------------------|---|---------|------|------|------|------|-----|-----------|-----|-----|-----|--------|------------------|
| 1 | Construction of road from E&D Embakment to Bijoygaon Parghat Road, Atugaon Laksmi Mandir to 53 No Atugaon LP School, Atugaon Dangtol PWD road to Tengaigaon Tilpukhuri PWD Road, Garigaon to Chengmari Road, Pachim Bhadragaon to Sibir including Routine Maintainance for Four Years under Mukhya Mantrir Pakipath Nirman Aachani for the year 2022-23 | 410.748 | 0.00 | 0.00 | 0.00 | 0.00 | 10% | 10/4/2024 | 30% | 10% | 40% | Oct-24 | Nabajyoti Barman |
| 2 | Construction of road from Sipansila Pt.-I (from ch 450.00 M of Kasidoba Kakoijana road to Chiponsila prt-I) to Bhagabati Mandir including Routine Maintainance for Four Years under Mukhya Mantrir Pakipath Nirman Aachani for the year 2022-23 Bongaigaon LAC | 116.182 | 0.00 | 0.00 | 0.00 | 0.00 | 10% | 3/2/2024 | 35% | 0% | 35% | Mar-24 | Barnab Sarkar |
| 3 | Construction of road from Kashidoba to Betbari Road including Routine Maintainance for Four Years under Mukhya Mantrir Pakipath Nirman Aachani for the year 2022-23 Bongaigaon LAC | 93.051 | 0.00 | 0.00 | 0.00 | 0.00 | 10% | 18/2/2024 | 40% | 0% | 40% | Feb-24 | Kalyan Singha |

| | | | | | | | | | | | | | |
|---|---|---------|------|------|------|------|-----|-----------|-----|-----|-----|--------|------------------------|
| 4 | Construction of road from Salbari Bongaigaon road to Barsangaon Polytechnic, Dholapukhuri PWD Road to Doshimapara PMGSY road, Dewangaon SC Road to PHE center Dewangaon near Maharani Mandir , Dholagaon Majpara Bhatipara Road, Nowagaon Pt.-4 road, Kachuagaon Rabhapara Road, Mulagaon Naodhiyapara road, Salbari Bongaigaon PWD road to Biashnabpara including Routine Maintainance for Four Years under Mukhya Mantrir Pakipath Nirman Aachani for the year 2022-23 Bongaigaon I AC | 481.310 | 0.00 | 0.00 | 0.00 | 0.00 | 10% | 9/5/2024 | 25% | 15% | 40% | Sep-24 | Bhupen Nath |
| 5 | Construction of road from Ulubari Betbari Road to Kashidoba Road, Bakhhalgaon Dakuapara road to Kahipara village road, NSC to Jakuapara road(Deuripara to Jakuapara), Kujia Bridge to Chokapara Via Dakuapara(Kothalguri to Chokapara), Ulubari to Bakharapara Road, Bakhholgaon to Dakuapara Pt.3(Jogighopa to Barkochpara) including Routine Maintainance for Four Years under Mukhya Mantrir Pakipath Nirman Aachani for the year 2022-23 Bongaigaon I AC | 425.920 | 0.00 | 0.00 | 0.00 | 0.00 | 10% | 23/4/2024 | 48% | 2% | 50% | Apr-24 | Partha Pratim Mazumdar |

| | | | | | | | | | | | | | |
|-----------------------------|--|---------|------|------|------|------|-----|-----------|-----|-----|-----|--------|--------------------|
| 6 | Construction of road from Kharijia Dolaigaon Road to NH 31c Pt.1(Kisanbazar to SSB camp), Chapaguri Amguri Road to(3rd km) to Palashbari road, 36No Daligaon LP school to Daligaon(Water Supply scheme) including Routine Maintainance for Four Years under Mukhya Mantrir Pakipath Nirman Aachani for the year 2022-23 Bongaigaon LAC | 241.941 | 0.00 | 0.00 | 0.00 | 0.00 | 7% | 14/3/2024 | 55% | 15% | 70% | Apr-24 | Bipul Choudhury |
| Abhayapuri South LAC | | | | | | | | | | | | | |
| 1 | Construction of road from Nayagaon-1 to Ghillaguri -II from Ch.350m to 1790.00, North Salmara Jogighopa to Choutaki via Mahadev Mandir Road from Ch. 500.00m to 3420.00m including Routine Maintainance for Four Years under Mukhya Mantrir Pakipath Nirman Aachani for the year 2022-23 Abhayapuri South LAC | 295.798 | 0.00 | 0.00 | 0.00 | 0.00 | 10% | 14/3/2024 | 45% | 25% | 70% | Mar-24 | Rudra Kumar Pathak |

| | | | | | | | | | | | | | |
|---|---|---------|------|------|------|------|-----|-----------|-----|----|-----|--------|--------------------|
| 2 | Construction of road from NH 31 to Sala Bhandara Road from Ch.0.00m to 1000.00m, NH-31 at Maharani Mandir to Khagarpur village from Ch.0.00 to 1340.00m, Khagarpur to Rabhapara Road from Ch.0.00 to 1110.00m, Pachagaon to Dakhrapara Road from Ch.0.00 to 1160.00m, Raghunandanpur to Panchagaon road from Ch.0.00 to 920.00m including Routine Maintenance for Four Years under Mukhya Mantrir Pakipath Nirman Aachani for the year 2022-23 Abhayapuri South LAC | 398.911 | 0.00 | 0.00 | 0.00 | 0.00 | 10% | 14/3/2024 | 53% | 5% | 58% | Mar-24 | Rudra Kumar Pathak |
| 3 | Construction of road from Deohati Amtola Road from Ch.0.00 m to 2310.00m, road from SH-2 to Parvatipur Road from Ch.500.0m to 1900.00m including Routine Maintenance for Four Years Under Mukhya Mantrir Pakipath Nirman Aachani for the year 2022-23. | 251.107 | 0.00 | 0.00 | 0.00 | 0.00 | 10% | 27/4/2024 | 10% | 0% | 10% | Apr-24 | Ritu Kumar Das |
| 4 | Construction of road from the road SH-2 to Bakhalgaon Road from Ch.200.00m to 2130.00m including Routine Maintenance for Four Years Under Mukhya Mantrir Pakipath Nirman Aachani for the year 2022-23 | 131.213 | 0.00 | 0.00 | 0.00 | 0.00 | 10% | 9/2/2024 | 30% | 2% | 32% | Sep-24 | Harsha jit Roy |
| | | | | | | | | | | | | | |

(Ashim Kr. Nag)
Executive Engineer, PWRD
Bongaigaon D.T.R. Division

| PROGRESS REPORT OF MMMPA 2022-23 FOR THE MONTH OF NOVEMBER/2023. | | | | | | | | | | | | | |
|---|---|---------------------------------|----------------------|---|-------------------------------|-------------------|--------------------------|-------------------------------------|---|-------------------------------|-------------------|------------------------------------|-------------------------------|
| SL No. | Name of Programme /Scheme | Financial Progress | | | | | Physical Progress | | | | | Targated Date of Completion | Name of the Contractor |
| | | Sanctioned Amound (Lakh) | Fund Received | Cummulative Progress till Previous Month | Progress for the month | Cumulative | Physical Target | Projected Date of completion | Cummulative Progress till previous Month | Progress for the Month | Cumulative | | |
| Mukhya Mantrir Mothauri Pakikaran Aachani 2022-23 | | | | | | | | | | | | | |
| | Abhayapuri North LAC | | | | | | | | | | | | |
| 1 | T/Dyke from Sidalsuti to Merrerchar on R/B of river Aie (Ch- 5.00 to 12.00 km) | 453.59 | | | | | | | | | Work just alloted | Apr-24 | Rudra Kumar Pathak |
| | Abhayapuri South LAC | | | | | | | | | | | | |
| 1 | T/Dyke from Sidalsuti to Merrerchar on R/B of river Aie (From Ch 17.00 km to Ch 19.00 km) (Dumerguri I to Latibari I) | 180.00 | | | | | | 10/31/2024 | | | Work just alloted | Sep-24 | Kanchan Moni Barkalita |

(Ashim Kr. Nag)
Executive Engineer,PWRD
Bongaigaon D.T.R. Division

PROGRESS REPORT OF NABARD FOR THE MONTH OF NOVEMBER/2023.

| Sl No. | Name of Programme /Scheme | Financial Progress | | | | | Physical Progress | | | | | Targated Date of Completion |
|--|---|------------------------|----------------------|--|------------------------|-------------|-------------------|------------------------------|--|-------------------------|-------------|-----------------------------|
| | | Fund Sanctioned (Lakh) | Fund Received (Lakh) | Cummulative Progress till Previous Month | Progress for the month | Cummulative | Physical Target | Projected Date of completion | Cummulative Progress till previous Month | Progre ss for the Month | Cummulative | |
| NABARD (RIDF-XXV) for 2019-20 (Under Mahavir Lachit Chilarai Setu Nirman Abhijan) | | | | | | | | | | | | |
| 1 | Construction of RCC Br No 4/1 on Ulubari Betbari PMGSY road to Chiponchila via Charapara over river Kujia with approaches and protection works | 502.56 | 301.55 | 301.55 | 0.00 | 301.55 | 20% | 30/11/2023 | 50% | 0% | 50% | Apr-24 |
| NABARD (RIDF-XXVI) FOR 2020-21 | | | | | | | | | | | | |
| 1 | Widening & Strengthening of Mulagaon Chengmari Road starting from Majgaon to Bidyapur road towards NH-31 | 875.00 | 701.370 | 558.436 | 142.93 | 701.370 | 20% | 8/10/2023 | 98% | 0% | 98% | Jan-24 |
| RIDF XXVII of NABARD for 2021-22 | | | | | | | | | | | | |
| 1 | Construction of Road on River Embankment from Daukha Nagar to Popragaon R/B embankment of river Aie (Ch 0.0m to 3872.00m) | 565.00 | 457.13 | 457.13 | 0.00 | 457.13 | 6% | 8/10/2023 | 98% | 2% | 100% | Completed |
| 2 | Construction of Road on Embankment T/Dyke from Sidalsuti to Merechar on R/B of River Aie from Ch. 8000.00 m to Ch. 11000.00 M under RIDF-XXVII of NABARD for the year 2011-22 (PKG NO. RE_RIDF-XXVII_Abhayapuri North-01) | 445.50 | 226.31 | 226.31 | 0.00 | 226.31 | 5% | 23/10/2023 | 85% | 0% | 85% | Jan-24 |
| 3 | Widening and Strengthening of Kabaitary Abhayapuri Road (Ch. 10.70 Km to Ch. 18.20 Km) under RIDF-XXVII of NABARD for the year 2021-22, Packgae No. RIDF-XXVII/Bongaigaon/01 | 1000.00 | 309.21 | 309.21 | 0.00 | 309.21 | 5% | 2/1/2024 | 90% | 0% | 90% | Dec-23 |

| | RIDF XXVIII of NABARD for 2022-23 (MMUPNA 2022-23) | | | | | | | | | | | |
|---|--|---------|------|------|------|------|-----|-----------|-----|-----|-----|--------|
| 1 | <i>Improvement of road from Dangtol To Bidyapur under Mukhya Mantrir Unnoto Pakipath Nirman Achani for the year 2022-23 (RIDF - XXVIII), Bongaigaon LAC.</i> | 1173.57 | 0.00 | 0.00 | 0.00 | 0.00 | 10% | 10/4/2024 | 50% | 18% | 68% | Oct-24 |
| 2 | <i>Improvement of road from i) Talaguri to Basugaon & ii) Dharmapur to Borghola under Mukhya Mantrir Unnoto Pakipath Nirman Achani for the year 2022-23 (RIDF - XXVIII), Abhayapuri South LAC</i> | 1002.78 | 0.00 | 0.00 | 0.00 | 0.00 | 15% | 26/3/2024 | 38% | 2% | 40% | Mar-24 |
| 3 | <i>Improvement of road from i)Manikpur NH -31 to Chakisali via Manikpur Chariali & ii) Dharmapur to Borghola Road (from ch 3800.00 km) under Mukhya Mantrir Unnoto Pakipath Nirman Achani for the year 2022-23 (RIDF - XXVIII), Abhayapuri North LAC</i> | 1139.53 | 0.00 | 0.00 | 0.00 | 0.00 | 15% | 26/3/2024 | 45% | 3% | 48% | Apr-24 |

(Ashim Kr. Nag)
Executive Engineer,PWRD
Bongaigaon D.T.R. Division

| |
|-----------------------------|
| Name of Contractor |
| <i>Kamal Goyari</i> |
| |
| <i>Kamal Goyari</i> |
| |
| <i>Rabin Ch Sarkar</i> |
| <i>Rudra Kr. Pathak</i> |
| <i>Rudra Kr. Pathak</i> |

| |
|----------------------------|
| |
| <i>Rabin Ch Sarkar</i> |
| <i>Rudra Kr Pathak</i> |
| <i>Rudra Kr Pathak</i> |

| PROGRESS REPORT OF SOPD (G) FOR THE MONTH OF NOVEMBER/2023. | | | | | | | | | | | | | | |
|--|---|------------------------|----------------------|--------------------------------|------------------------|------------|-------------------|------------------------------|--------------------------------|------------------------|------------|-----------------------------|------------------------|--|
| Sl No. | Name of Programme /Scheme | Financial Progress | | | | | Physical Progress | | | | | Targeted Date of Completion | Name of the Contractor | |
| | | Fund Sanctioned (Lakh) | Fund Received (Lakh) | Cumulative till Previous Month | Progress for the month | Cumulative | Physical Target | Projected Date of completion | Cumulative till previous Month | Progress for the Month | Cumulative | | | |
| | SOPD (G) FOR 2020-21 | | | | | | | | | | | | | |
| | Bongaigaon LAC | | | | | | | | | | | | | |
| 1 | Construction of Dholagaon to Dewangaon road (T 02 to Dewangaon Ravapararoad) | 656.79 | 128.555 | 128.56 | 0.00 | 128.56 | 1% | 30/12/2023 | 99% | 0% | 99% | Jan-24 | Kamal Ch Gayari | |
| | LSB | | | | | | 10% | | 12% | 0% | 12% | Nov-24 | | |
| | SOPD (G) FOR 2022-23 | | | | | | | | | | | | | |
| | Bongaigaon LAC | | | | | | | | | | | | | |
| 1 | Construction of Walking Zone, Musical Fountain of Nara narayan Satatue at Immersion Ghat Bongaigaon under SOPD-G for the year | 625.67 | 341.657 | 190.744 | 150.91 | 341.66 | 20% | 28/12/2023 | 65% | 0% | 65% | Apr-24 | Bipul Choudhury | |

(Ashim Kr. Nag)
Executive Engineer, PWRD
Bongaigaon DTR Division

| PROGRESS REPORT OF SIGNATURE PROJECT FOR THE MONTH OF NOVEMBER 2023 | | | | | | | | | | | | | |
|--|---|------------------------|----------------------|--|------------------------|-------------|-------------------|--------------------------------|---|------------------------|---------------|-----------------------------|------------------------|
| Sl No. | Name of Programme /Scheme | Financial Progress | | | | | Physical Progress | | | | | Targated Date of Complition | Name of the Contractor |
| | | Fund Sanctioned (Lakh) | Fund Received (Lakh) | Cummulative Progress till Previous Month | Progress for the month | Cummulative | Physical Target | Projecte d Date of complet ion | Cummulative Progress till previus Month | Progress for the Month | Cumm ulativ e | | |
| Signature Project 2018-19 | | | | | | | | | | | | | |
| 1 | Construction of Road from North Salmara Chapaguri to Hapachara Via Dakuapara (including conversion of SPT BR. No. 4/2 , 5/4 and 6/2 to RCC Bridges) | 1000.00 | 692.22992 | 544.698 | 147.53 | 544.7 | 20% | 30-Oct-23 | 80% | 0% | 80% | Apr-24 | Kama l Goyar y |

(Ashim Kr. Nag)

Executive Engineer,PWRD

Bongaigaon D.T.R. Division

| PROGRESS REPORT OF CIDF FOR THE MONTH OF NOVEMBER/2023. | | | | | | | | | | | | | |
|--|---|----------------------------------|----------------------------|---|------------------------------|-----------------|--------------------------|------------------------------------|---|----------------------------------|---------------------|---|----------------------------------|
| Sl No. | Name of Programme /Scheme | Financial Progress | | | | | Physical Progress | | | | | Targ ated Date of Com plitio | Name of the Contra ctor |
| | | Fund Sanctio ned(Lak h) | Fund Received (Lakh) | Cummu lative till Previous Month | Progress for the month | Cummu lative | Physic al Target | Projected Date of completion | Cummu lative till previus Month | Progre ss for the Month | Cum mulat ive | | |
| CIDF-2018-19 | | | | | | | | | | | | | |
| 1 | Widening and Improvement of Kukurmari Sutarpara Road | 574.69 | 367.085 | 164.348 | 202.74 | ##### | 10% | 20/10/2023 | 98% | 2% | 100% | | Bipul Choud hury |
| | | | | | | | | | | | | | |

(Ashim Kr. Nag)
Executive Engineer,PWRD
Bongaigaon D.T.R. Division

| PROGRESS REPORT OF CONVERSION OF 1000 SPT BR TO RCC BR. FOR THE MONTH OF NOVEMBER/2023 | | | | | | | | | | | | |
|---|---|--------------------|---------------|--|------------------------|-------------|-------------------|------------------------------|--|------------------------|-------------|-----------------------------|
| Sl No. | Name of Programme /Scheme | Financial Progress | | | | | Physical Progress | | | | | Targated Date of Complition |
| | | Fund Sanctioned | Fund Received | Cummulative Progress till Previous Month | Progress for the month | Cummulative | Physical Target | Projected Date of completion | Cummulative Progress till previous Month | Progress for the Month | Cummulative | |
| | Conversion of 1000 SPT Br to RCC Bridge for 2017-18 | | | | | | | | | | | |
| 2 | Construction of RCC Bridge No. 10/1 on Raha Chakla Kokila road under Conversion of 1000 nos SPT Bridge to RCC Bridge for the year 2017-18, Package No. BR/1000/LAC/34/032 | 157 | 152.9 | 0.0 | 152.9 | 152.9 | 4% | 28/10/2023 | 96% | 2% | 98% | Dec-23 |
| | | | | | | | | | | | | |
| | | | | | | | | | | | | |

(Ashim Kr. Nag)
Executive Engineer, PWRD
Bongaigaon D.T.R. Division

| |
|------------------------|
| |
| Name of the Contractor |
| |
| <i>Arup Kalita</i> |
| |
| |

| PROGRESS REPORT OF APART FOR THE MONTH OF NOVEMBER/2023. | | | | | | | | | | | | | |
|---|--|--------------------|---------------|--|-----------------------|-------------|-------------------|------------------------------|---|-----------------------|-------------|-----------------------------|----------------------------|
| Sl No. | Name of Programme /Scheme | Financial Progress | | | | | Physical Progress | | | | | Targated Date of Complition | Name of or the Contracto r |
| | | Fund Sanctioned | Fund Received | Cummulative Progress till Previous Month | Progres for the month | Cummulative | Physical Target | Projected Date of completion | Cummulative Progress till previus Month | Progres for the Month | Cummulative | | |
| Apert-2022-23 | | | | | | | | | | | | | |
| 1 | Modernization and improvement program (MMIP) of Bajitpara Ardha Saptahik Haat in Bongaigaon District under APART | 230.63 | 0.00 | 0.00 | 0.00 | 0.00 | 10% | 20/10/2023 | 80% | 0% | 80% | Jan-24 | Rudra Kr. Pathak |
| 2 | Modernization and improvement program (MMIP) of Alokghari Bazar under APART | 300.00 | 147.86 | 54.24 | 93.62 | 147.86 | 10% | 9/11/2023 | 85% | 2% | 87% | Jan-24 | Mayur Talukder |
| 3 | Modernization and improvement program (MMIP) of Patiladoha weekly Market under APART Package No. APART/NOCP/Marke | 297.07 | 0.00 | 0.00 | 0.00 | 0.00 | 10% | 20/10/2023 | 80% | 3% | 83% | Jan-24 | Rudra Kr. Pathak |

(Ashim Kr. Nag)
Executive Engineer,PWRD
Bongaigaon D.T.R. Division

| PROGRESS REPORT OF ASSAM MALA FOR THE MONTH OF NOVEMBER/2023. | | | | | | | | | | | | | |
|--|--|-------------------------------|-----------------------------|---|--------------------------------|---------------------|--------------------------|-------------------------------------|--|--------------------------------|---------------------|----------------------------------|------------------------|
| Sl No. | Name of Programme /Scheme | Financial Progress | | | | | Physical Progress | | | | | Targed Date of Complition | Name of the contractor |
| | | Fund Sanctioned (Lakh) | Fund Received (Lakh) | Cummulative Progress till Previous Month | Progr ess for the month | Cummu lative | Physical Target | Projected Date of completion | Cummu lative Progres s till previus Month | Progre ss for the Month | Cummul ative | | |
| Assam Mala 2022-23 | | | | | | | | | | | | | |
| 1 | Road A04: Jogighopa to Bongaigaon Via Oudubi | 41712.00 | 0.00 | 0.00 | 0.00 | 0.00 | 5% | | 0% | 2% | 2% | | Anupam-Gautam JV |

(Ashim Kr. Nag)
Executive Engineer,PWRD
Bongaigaon D.T.R. Division

Monthly status of Fund receipt and utilisation for the month of October Year 2023

A. For Scheme : Funds received.

| Sl No | Admin Deptt. | Name of Scheme (Implementation Agency) | PFMS codes SLS Code | Category CS/CSS/State/EAP etc | Opening Balance with CAN SNA/others-as applicable | | Opening Balance with the District/Council/others-as applicable | | Current Year Allocation to District. | | Fund received in the current Year | | Total funds available for Scheme. | Funds utilised till now Amount & (% in bracket) | | Amount for which Ucs are pending at the end of previous year. | Utilisation Certificate submitted against total available funds for the current year | Amount for which Ucs as pending as on date | | Remarks |
|-------|-----------------------|--|---------------------|-------------------------------|---|-------------|--|-------------|--------------------------------------|-------------|-----------------------------------|-------------|-----------------------------------|---|-------------|---|--|--|-------------|---------------------|
| | | | | | Central Share | State Share | Central Share | State Share | Central Share | State Share | Central Share | State Share | | Central Share | State Share | | | Central Share | State Share | |
| 1 | 2 | 3 | 4 | 5 | 6 | 7 | 8 | 9 | 10 | 11 | 12 | 13 | 14 | 15 | 16 | 17 | 18 | 19 | 20 | 21 |
| 1 | Science & Technology | Construction of District Science Centre cum Planetarium for ASTEC under Department of Science & Technology, BONGAIGAON , Assam (External Electrification with Load Security & Campus light etc.) (GROUP-A) | | Central Share-CSS | | | | | | | | | 52.01 | | | | | | | Not start |
| 2 | -Do- | Construction of District Science Centre cum Planetarium for ASTEC under Department of Science & Technology, BONGAIGAON , Assam (Providing Solar lighting) GROUP-B) | | Central Share-CSS | | | | | | | | | 57.45 | | | | | | | Not start |
| 3 | Education (Technical) | Repairing and Replacement of Electrical Installation for Workshop Building at Bongaigaon Polytechnic, Bongaigaon. | | STATE | | | | | | | | | 8.15 | | | | | | | Work in progress |
| 4 | -Do- | Repairing and Replacement of Electrical Installation for Mechanical Engineer Department Building at Bongaigaon Polytechnic, Bongaigaon. | | STATE | | | | | | | | | 9.54 | | | | | | | -Do- |
| 5 | -Do- | Repairing and Replacement of Electrical Installation for Laboratory and Class Room Building at Bongaigaon Polytechnic, Bongaigaon. | | STATE | | | | | | | | | 9.88 | | | | | | | -Do- |
| 6 | -Do- | Up-gradation of Govt. Polytechnic Institute and and ITI in Assam as Centre of Excellence (Construction of workshop and Tech-Lab of ITI / Polytechnic at Bongaigaon) (Package No.ITI-Poly/2022/26) | | Central Share-CSS | | | | | | | | | | | | | | | | Work in Trunky bais |

| | | | | | | | | | | | | | | | | | | | | |
|----|-----------------|--|--|-------------------|--|--|--|--|--|--|--|--|--|--|--|--|-------|--|--|------------------|
| 7 | Genl. Education | Construction of Model Residential Schools under PMJVK at Tapattary , Bongaigaon (External electrical work) Campus lighting with Sub-Station, HT line of Capacity up-to 250KVA including Service connection & load security) - Group- A " | | Central Share-CSS | | | | | | | | | | | | | 29.23 | | | Not start |
| 8 | -Do- | Construction of Model Residential Schools under PMJVK at Tapattary , Bongaigaon (External electrical work) Campus lighting with Sub-Station, HT line of Capacity up-to 250KVA including Service connection & load security)- Group- B " | | Central Share-CSS | | | | | | | | | | | | | 52.66 | | | Not start |
| 9 | Medical | Repairing and Renovation of Electrical Installation to the Doctor Qtrs., Grade-III Qtrs. and Grade-IV Qtrs. at Bongaigaon BPHC Campus in Bongaigaon District, Assam | | STATE | | | | | | | | | | | | | 52.66 | | | Work in progress |
| 10 | GAD | Repairing & Replacement of electrical Installation including main panel board, Campus lighting, Gate light, lighting arrester and copper earthing etc. to the D.C. Office building premises at Bongaigaon. | | STATE | | | | | | | | | | | | | 14.16 | | | Completed. |
| 11 | HOME | Providing & installation of CC TV Camera for Surveillance at Regional Forensics Science Laboratory (RFSL), Bongaigaon. | | STATE | | | | | | | | | | | | | 19.80 | | | Completed. |

*= will be provided by the HOD/Concerned Agenc. PMFS : Public Finance Management System; SLS : State Linked Scheme-State Code

Annexure - B

B. Scheme for which no funds are received by the District/Council: For (Please visit <https://www.indabudget.gov.in/index.php> and concerned Ministry / Department website to know the list of

| Sl. No. | Administrative Department. | Scheme Name. | Reasons | Remarks if any |
|---------|----------------------------|--------------|---------|----------------|
| | | | | |

Physical Progress of Works under different Schemes/Programmes / Projects across Departments - of Current Year

| Sl. No. | Admin. Dept. | Name of Schme | Number of Works sanctioned in the current year | Progress of Current Year works/Services-Categorise number of works based on the stage of physical progress | | | | | | |
|---------|--------------|---|--|--|--------|--------|--------|-------|-------------|----|
| | | | | 100% | 75-99% | 50-74% | 25-49% | 1-25% | Not started | |
| 1 | 2 | 3 | 4 | 5 | 6 | 7 | 8 | 9 | 10 | 11 |
| 1 | Medical | Repairing and Renovation of Electrical Installation to the Doctor Qtrs., Grade-III Qtrs. and Grade-IV Qtrs. at Bongaigaon BPHC Campus in Bongaigaon District, Assam | 1 | | 1 | | | | | |
| 2 | Home | Providing & installation of CC TV Camera for Surveillance at Regional Forensics Science Laboratory (RFSL), Bongaigaon. | 1 | 1 | | | | | | |

Executive ngineer, P.W.D.
Kokrajhar Electrical Division,
Kokrajhar

Annexure - D

Physical Progress of Works under different Schemes/ Programmes/Projects across Departments - of Previous Year.

| Sl. No. | Admin. Dept. | Name of Scheme | Total number of works pending as on the last date of previous Financial Year | Number of Years delayed for completion - as on the last date of last Financial Year-Categorise works based on the delay in completion | | | | | Progress of Pending works of Previous Years pending as on the last date of last financial Year-Categorise works based on the stage of physical progress | | | | | |
|---------|----------------------|----------------|--|---|---------------|---------------|-----|--------------|---|--------|--------|--------|-------|-------------|
| | | | | Less than 1 Yr. | >=1 to <3 Yrs | >=3 to <5 Yrs | >=5 | Total | 100% | 75-99% | 50-74% | 25-49% | 1-25% | Not started |
| 1 | 2 | 3 | 4 | 5 | 6 | 7 | 8 | 9 | 10 | 11 | 12 | 13 | 14 | 15 |
| 1 | Science & Technology | | 2 | 2 | | | | 2 | | | | | | 2 |
| 2 | Education | | 6 | 2 | 4 | | | 6 | 1 | 3 | | | | 2 |
| 3 | Medical | | 1 | | | | | 1 | | | | | | |
| 4 | GAD | | 1 | 1 | | | | 1 | 1 | | | | | |
| 5 | Home | | 1 | 1 | | | | 1 | | | | | | |

Executive Engineer, P.W.D.
Kokrajhar Electrical Division
Kokrajhar.

| | | | | | | | | | | | | | | | | | | | | |
|----|--|--|-------|--|--|--|--|--|--|--|--|--|--|--|--|--|--|--|--|----------------------------------|
| 47 | Development Eco Park and water body adjacent to Eco park in the line of accolade at Bongaigaon Town under CIDF | | State | | | | | | | | | | | | | | | | | 905.44 9191 L (59.42 %) |
| 48 | Establishment of Museum for preservation of culture of Koach-Rajbansi at Bongaigaon under CIDF scheme | | State | | | | | | | | | | | | | | | | | 78.480 25 L (43.85 %) |
| 49 | Development of Stadium at North Bongaigaon under CIDF | | State | | | | | | | | | | | | | | | | | 384.40 L (15.61 %) |
| | Health Deptt. | | | | | | | | | | | | | | | | | | | |
| 50 | Up gradation of 24 Nos. of Existing Hospitals for setting up of ICUs for treatment of patients of Covid 19 under Assam Critical care project-2020 at Bongaigaon, Package No. DIS-COV- 19/02. | | State | | | | | | | | | | | | | | | | | 225.27 557 L (17.16 %) |
| 51 | Infrastructure for New Medical College & Hospital at Bongaigaon Assam | | State | | | | | | | | | | | | | | | | | Rs.119 .58 Cr. (22.44 |
| 52 | Project Management Consultancy Servixes for " Construction of New Medical College & Hospital at Bongaigaon | | State | | | | | | | | | | | | | | | | | Rs.11. 495 L (6.05 %) |

| | | | | | | | | | | | | | | | | | | | |
|----|---|--|-----|--|--|--|--|--|--|--|--|--|-------------------------|--|--|--|--|--|--|
| 63 | Vertical Extension of Assam type building of PSI Court.2 floor at Judicial Lower Court building, Abhayapuri, dist. Bongaigaon. | | CSS | | | | | | | | | | Nil | | | | | | |
| 64 | Vertical Extension on boundary wall for premises of Judicial Court Bldg. and residential quarters for Judicial officers with M.S. Grill at Top of wall at Judicial Lower Court building | | CSS | | | | | | | | | | Nil | | | | | | |
| 65 | Vertical extension of Court Building at 4th floor District Bongaigaon, Assam. Gr.No.1 | | CSS | | | | | | | | | | Nil | | | | | | |
| 66 | Construction of ADR Centre under the 13th Finance Commission at Bongaigaon | | CSS | | | | | | | | | | 1.00 Cr (100%) | | | | | | |
| 67 | Repair & renovation of 4 Grade staff quarter (Assam type) and LMV garage at Judicial Court building campus at | | CSS | | | | | | | | | | Nil | | | | | | |
| 68 | Improvement of car parking area at Court building of Bongaigaon District & Sessions Judge, Assam | | CSS | | | | | | | | | | 1788957.00 (57.86 %) | | | | | | |
| 69 | Repairing and renovation of Chief Judicial Magistrate quarter at | | CSS | | | | | | | | | | 1356318.00 (81.56 %) | | | | | | |
| 70 | Repairing and renovation of Judicial quarter (RCC building) at Bongaigaon. | | CSS | | | | | | | | | | 4316692.00 (89.34 %) | | | | | | |
| 71 | Repairing and renovation of District & Sessions Judge qtr. at Bongaigaon. | | CSS | | | | | | | | | | 1889304.00 (96.02 %) | | | | | | |

| | | | | | | | | | | | | | | | | | | | |
|----|--|--|-------|--|--|--|--|--|--|--|--|--|-----|--------------------------------|--|--|--|--|--|
| 72 | Supply, installation, fixing of fire extinguisher at Assam Typy Munsiff quarter, SDJM quarter, Govt. Pleader office and Gr.IV quarter at Sub-Divisional Judicial Court Campus, North Salmara, Abhayapuri Bongaigaon district. | | CSS | | | | | | | | | | Nil | | | | | | |
| 73 | Fire Hydrant System for PSI building of Sub-Divisional Judicial Court, North Salmara, Abhayapuri at Bongaigaon. | | CSS | | | | | | | | | | Nil | | | | | | |
| 74 | Fire Hydrant System for Sub-Divisional Judicial Court Building, North Salmara, Abhayapuri at Bongaigaon. | | CSS | | | | | | | | | | Nil | | | | | | |
| | Sports Deptt. | | | | | | | | | | | | | | | | | | |
| 75 | Construction of Mini Indoor Stadium and Tanis Ply Ground at Abhayapuri, Bongaigaon District. | | State | | | | | | | | | | | 73.385 09 L (53.97 %) | | | | | |
| | Skilled Employment and Entrepreneurship Department | | | | | | | | | | | | | | | | | | |
| 76 | Up-graddation of Govt. Polytechnic Institute and ITI in Assam as centre of Excellence (Construction of Workshop and Tech-Lab) at 61 nos. of ITI/Polytechnics of Assam)(Part-B) (Package No.ITI-Poly/2022/26) (Govt.Industrial Training institute at Pathsala, Govt. Industrial Training Institute at Bongaigaon & Bongaigaon Polytechnic (Package No.26)). | | | | | | | | | | | | Nil | | | | | | |

| | | | | | | | | | | | | | | | | | | | |
|----|--|--|--|--|--|--|--|--|--|--|--|--|--|-----|--|--|--|--|--|
| 77 | Construction of New Conference hall cum Convention Centre, Bongaigaon | | | | | | | | | | | | | | | | | | |
| 78 | Vertical Extension and random rubble masonry with brick boundary wall of Adarsha Vidyalaya (Model School) at Village New Piradhara under Tapattary block in Bongaigaon District. | | | | | | | | | | | | | Nil | | | | | |
| 79 | Construction of Mini Stadium at Bongaigaon under Bongaigaon LAC, Assam | | | | | | | | | | | | | Nil | | | | | |
| 80 | Construction of Vulnerable Witness Deposition Centre in Bongaigaon District & Sessions Judge campus in Bongaigaon District, Assam | | | | | | | | | | | | | Nil | | | | | |
| 81 | Repair/Renovation of the Mechanical Engineering Block in Bongaigaon Polytechnic, Bongaigaon under SOPD-G during the year 2022-23 | | | | | | | | | | | | | Nil | | | | | |
| 82 | Repair/Renovation of the Civil Engineering Block in Bongaigaon Polytechnic, Bongaigaon under SOPD-G during the year 2022-23 | | | | | | | | | | | | | Nil | | | | | |

Annexure-B

B. Schemes for which no funds are received by the District/Council: For (Please visit-<https://www.indiabudget.govt.in/Index.php> and concerned Ministry/Department website to know the list of Central Schemes of current and previous year.)

| Sl No. | Administrative Department | Scheme Name | Reasons | Remarks if any |
|--------|---------------------------|-------------|---------|----------------|
| | | | | |
| | | | | |
| | | | | |
| | | | | |

Physical Progress of Works under different Schemes / Programmes / Projects across Departments -of current year

| Sl No | Admin. Dept. | Name of Scheme | Number of Works Sanctioned in the Current Year | Progress of Current Year Works/Services- Categorise Number of Works based on the stage of Physical Progress | | | | | |
|-------|--------------|---|--|---|--------|--------|--------|-------|-------------|
| | | | | 100% | 75-99% | 50-74% | 25-49% | 1-25% | Not started |
| 1 | | Construction of new Conference Hall cum Convention Centre, Bongaigaon | 1 | | | | | | 1 |
| 2 | | Infrastructure Development at Shri Raghunath Mandir (Sastar) at Srijangram, Bongaigaon District (Construction of Guest House) | 1 | | | | | | 1 |
| 3 | | Infrastructure Development at Shri Raghunath Mandir (Sastar) at Srijangram, Bongaigaon District (Construction of Boundary wall, drain, gate and earthfill /compound filling etc.) | 1 | | | | | | 1 |
| 4 | | Infrastructure Development at Shri Raghunath Mandir (Sastar) at Srijangram, Bongaigaon District (Construction of Namghar and Natghar) | 1 | | | | | | 1 |
| 5 | | Construction of Auditorium in Pandit Deendayal Upadhaya Adarsha Mahavidyalaya, Abhayapuri, Bongaigaon | 1 | | | | | | 1 |
| 6 | | Construction of Boys Hostel in Pandit Deendayal Upadhaya Adarsha Mahavidyalaya, Abhayapuri, Bongaigaon | 1 | | | | | | 1 |

| | | | | | | | | | |
|----|--|--|---|--|--|--|--|--|---|
| 7 | | Construction of Indoor Stadium in Pandit Deendayal Upadhaya Adarsha Mahavidyalaya, Abhayapuri, Bongaigaon | 1 | | | | | | 1 |
| 8 | | Construction of Professors Quarter in Pandit Deendayal Upadhaya Adarsha Mahavidyalaya, Abhayapuri, Bongaigaon | 1 | | | | | | 1 |
| 9 | | Construction of proposed G+1 RCC Building for additional Science Block at Pandit Deendayal Upadhaya Adarsha Mahavidyalaya, Abhayapuri, Bongaigaon | 1 | | | | | | 1 |
| 10 | | Construction of Mini Stadium at Borsongaon under Bongaigaon LAC, Assam | 1 | | | | | | 1 |
| 11 | | Construction of Campus drain, Internal path, Earth filling at Pandit Deendayal Upadhaya Adarsha Mahavidyalaya, Tulungia in Abhayapuri Bongaigaon. | 1 | | | | | | 1 |
| 12 | | Repairing of Barracks building for accommodation of security personnel in connection with Cabinet Meeting held at Bongaigaon under Govt of Assam (At 8th APBN Qtr) | 1 | | | | | | 1 |

| | | | | | | | | | | | | | |
|---|--|--|--|---|--|--|--|---|--|--|--|--|--|
| 6 | <p>Establishment of (i) 32/42 Bedded Paediatrics Care Unit, (ii) 10 Bedded Intensive Care Unit, (iii) RT PCR laboratory and (iv) LMO tank with MGPS at District Hospital /SDCH in various districts of Assam under ECRP-II (Including Electrical works) [Establishment of dedicated 30 bedded Paediatric Care Unit and 10 bedded ICU at Bongaigaon Civil Hospital 2nd Floor in Bongaigaon District) Package - ECRP-II/ (5)</p> | | | 1 | | | | 1 | | | | | |
| | Legal Metrology Deptt. | | | | | | | | | | | | |

| | | | | | | | | | | | | | |
|---|---|--|--|---|--|--|--|--|---|--|--|--|--|
| 7 | Construction of Assam Type Chowkidar shed at the proposed plot of land allocated for the Construction of working standart Laboratory under Office of the Inspector of Legal Metrology Bongaigaon (Gr. No.1) | | | 1 | | | | | 1 | | | | |
| 8 | Site Development and Construction of boundary wall at the plot of land allocated for the construction of working standard Laboratory cum office building under the office of the Inspector of Legal Metrology, Bongaigaon | | | 1 | | | | | 1 | | | | |

| | | | | | | | | | | | | | | |
|----|---|--|---|--|---|--|--|--|---|---|--|--|--|--|
| 12 | Construction of ADR Centre under the 13th Finance Commission at Bongaigaon | | | | 1 | | | | | 1 | | | | |
| 13 | Repair & renovation of 4 Grade staff quarter (Assam type) and LMV garage at Judicial Court building campus at Bongaigaon. | | 1 | | | | | | | 1 | | | | |
| 14 | Improvement of car parking area at Court building of Bongaigaon District & Sessions Judge, Assam. | | 1 | | | | | | | 1 | | | | |
| 15 | Repairing and renovation of Chief Judicial Magistrate quarter at Bongaigaon. | | 1 | | | | | | 1 | | | | | |
| 16 | Repairing and renovation of Judicial quarter (RCC building) at Bongaigaon. | | 1 | | | | | | 1 | | | | | |

| | | | | | | | | | | | | | | |
|----|---|--|---|--|--|--|--|--|---|--|--|--|--|--|
| 17 | Repairing and renovation of District & Sessions Judge qtr. at Bongaigaon. | | 1 | | | | | | 1 | | | | | |
|----|---|--|---|--|--|--|--|--|---|--|--|--|--|--|

Monthly status of Fund receipt and utilisation for the Month of December, Year 2023

PROGRAMME: JJM

A. For Schemes: Fund received.

(Rs. In Lakh)

| Sl No. | Admin. Dept. | Name of Scheme (+Implementation Agency) | | PFMS Code & SLS Code | Category CS/CSS/ State/EAP etc | Opening Balance With CAN/SNA/Others -as applicable | | Opening Balance with the District/Council /Others-as applicable | | Current Year Allocation to District* | | Fund received in the current year | | Total fund available for Scheme | Fund utilised till now Amount & (5 in bracket) | | Amount for which Ucs are pending at the end of previous year | Utilisation certificate submitted against total available funds for the current year | Amount for which Ucs are pending as on date | | Remarks (Amount sanctioned receipt date) |
|--------|--------------|---|------------------------------------|----------------------|--------------------------------|--|-------------|---|-------------|--------------------------------------|-------------|-----------------------------------|-------------|---------------------------------|--|-------------|--|--|---|-----------------|--|
| | | Name of Scheme | Implementation agency | | | Central Share | State Share | Central Share | State Share | Central Share | State Share | Central Share | State Share | | Central Share | State Share | | | Of previous Year | Of Current Year | |
| 1 | 2 | 3 | | 4 | 5 | 6 | 7 | 8 | 9 | 10 | 11 | 12 | 13 | 14 | 15 | 16 | 17 | 18 | 19 | 20 | 21 |
| 1 | PHED Dept. | CHALANTAPARA PT-2 MINI PWSS | Medhi Traders | AS-65 | | | | | | | | | | | 20.97 | 2.33 | | | | | 11-Apr-23 |
| 2 | PHED Dept. | BARGHOLA PT I (PUB PARA) PWSS | Bhupen Nath | AS-65 | | | | | | | | | | | 14.63 | 1.63 | | | | | 11-Apr-23 |
| 3 | PHED Dept. | BAGHPARA MISSION PWSS | Subharata Bhowmik | AS-65 | | | | | | | | | | | 57.30 | 6.37 | | | | | 11-Apr-23 |
| 4 | PHED Dept. | KHOLABANDHA PWSS | Kamal Ch. Goyari | AS-65 | | | | | | | | | | | 13.12 | 1.46 | | | | | 11-Apr-23 |
| 5 | PHED Dept. | NARARVITA PT II PWSS | Manash Kr. Das | AS-65 | | | | | | | | | | | 28.20 | 3.13 | | | | | 11-Apr-23 |
| 6 | PHED Dept. | BORGHOLA PT II PWSS | Padmabati Construction (Ajit Jain) | AS-65 | | 0.00 | 0.00 | 0.00 | 0.00 | 8550.00 | 950.00 | 6678.79 | 742.09 | 0.00 | 62.06 | 6.90 | 0.00 | Yes | 0.00 | 0.00 | 11-Apr-23 |
| 7 | PHED Dept. | KHERPUJI PT II PWSS | Asnet Associates (Pro: Anupam Das) | AS-65 | | | | | | | | | | | 16.40 | 1.82 | | | | | 11-Apr-23 |
| 8 | PHED Dept. | DOLANI BIL PWSS | Nipul Kr. Barthakur | AS-65 | | | | | | | | | | | 48.70 | 5.41 | | | | | 11-Apr-23 |
| 9 | PHED Dept. | SAKOMURA PT I PWSS | Shyam Prasad Upadhya | AS-65 | | | | | | | | | | | 23.13 | 2.57 | | | | | 11-Apr-23 |
| 10 | PHED Dept. | LINGDOBA MINI PWSS | Hitesh Nath | AS-65 | | | | | | | | | | | 3.78 | 0.42 | | | | | 11-Apr-23 |

| 1 | 2 | 3 | 4 | 5 | 6 | 7 | 8 | 9 | 10 | 11 | 12 | 13 | 14 | 15 | 16 | 17 | 18 | 19 | 20 | 21 |
|----|------------|-------------------------------|------------------------------|-------|---|---|---|---|----|----|----|----|----|-------|------|----|----|----|----|-----------|
| 11 | PHED Dept. | UTTAR SALMARA PT-I PWSS | Mrityunjoy Das | AS-65 | | | | | | | | | | 37.46 | 4.16 | | | | | 11-Apr-23 |
| 12 | PHED Dept. | CHALLANTAPARA-I PWSS | Jyotish Ch. Barman | AS-65 | | | | | | | | | | 4.22 | 0.47 | | | | | 11-Apr-23 |
| 13 | PHED Dept. | NANKARGAON PT I PWSS | Partha Pratim Mazumdar | AS-65 | | | | | | | | | | 20.00 | 2.22 | | | | | 11-Apr-23 |
| 14 | PHED Dept. | MAJHIGAON PWSS | Sanjib Kr. Dewri | AS-65 | | | | | | | | | | 9.25 | 1.03 | | | | | 11-Apr-23 |
| 15 | PHED Dept. | BHATIPARA UTTARPARA PWSS | T R Contractors and Builders | AS-65 | | | | | | | | | | 10.90 | 1.21 | | | | | 11-Apr-23 |
| 16 | PHED Dept. | BARKHATA PT-III MINI PWSS | T R Contractors and Builders | AS-65 | | | | | | | | | | 22.46 | 2.50 | | | | | 11-Apr-23 |
| 17 | PHED Dept. | AMGURI TILAPA5RA PWSS | T R Contractors and Builders | AS-65 | | | | | | | | | | 18.11 | 2.01 | | | | | 11-Apr-23 |
| 18 | PHED Dept. | BARPATHAR PWSS | Kamal Ch. Goyari | AS-65 | | | | | | | | | | 36.08 | 4.01 | | | | | 11-Apr-23 |
| 19 | PHED Dept. | CHIPONCHILA PT.III PWSS | Suman Ghosh | AS-65 | | | | | | | | | | 16.09 | 1.79 | | | | | 11-Apr-23 |
| 20 | PHED Dept. | KHELUAPARA PT VII PWSS | Bipul Choudhury | AS-65 | | | | | | | | | | 36.04 | 4.00 | | | | | 11-Apr-23 |
| 21 | PHED Dept. | JOPEA MOINAPARA | Kamal Ch. Goyari | AS-65 | | | | | | | | | | 17.90 | 1.99 | | | | | 11-Apr-23 |
| 22 | PHED Dept. | GOROIMARI PWSS (NEW) | Kamal Ch. Goyari | AS-65 | | | | | | | | | | 18.09 | 2.01 | | | | | 11-Apr-23 |
| 23 | PHED Dept. | KHELUAPARA PT V PWSS | Preetam Narayan Das | AS-65 | | | | | | | | | | 22.92 | 2.55 | | | | | 11-Apr-23 |
| 24 | PHED Dept. | OUDUBI PT I PWSS | Anupam Ray | AS-65 | | | | | | | | | | 35.02 | 3.89 | | | | | 11-Apr-23 |
| 25 | PHED Dept. | SILGHAGIRI (NEW) PWSS | Partha Pratim Mazumdar | AS-65 | | | | | | | | | | 25.22 | 2.80 | | | | | 11-Apr-23 |
| 26 | PHED Dept. | BIRJHORA TE (3 NO. LINE) PWSS | Jibon Kishor Ray | AS-65 | | | | | | | | | | 18.90 | 2.10 | | | | | 11-Apr-23 |
| 27 | PHED Dept. | BAHIRA CHENGMARI PWSS 2 | Kalyan singha | AS-65 | | | | | | | | | | 54.29 | 6.03 | | | | | 24-Apr-23 |
| 28 | PHED Dept. | LENGTISINGA PWSS | Mizanur Rahman | AS-65 | | | | | | | | | | 24.14 | 2.68 | | | | | 24-Apr-23 |
| 29 | PHED Dept. | SAKOMURA PT III PWSS | Lohit Ch. Das | AS-65 | | | | | | | | | | 13.97 | 1.55 | | | | | 24-Apr-23 |
| 30 | PHED Dept. | BIRJHORA TE (BORO LINE) PWSS | Anupam Ray | AS-65 | | | | | | | | | | 12.15 | 1.35 | | | | | 24-Apr-23 |
| 31 | PHED Dept. | NOWAGAON NEW PWSS | Bipul Choudhury | AS-65 | | | | | | | | | | 36.92 | 4.10 | | | | | 24-Apr-23 |

| 1 | 2 | 3 | 4 | 5 | 6 | 7 | 8 | 9 | 10 | 11 | 12 | 13 | 14 | 15 | 16 | 17 | 18 | 19 | 20 | 21 |
|----|------------|-------------------------------------|---|-------|---|---|---|---|----|----|----|----|----|-------|------|----|----|----|----|-----------|
| 32 | PHED Dept. | UTTAR SALMARA PT-IV MINI PWSS | Anup Jyoti Ray | AS-65 | | | | | | | | | | 3.99 | 0.44 | | | | | 24-Apr-23 |
| 33 | PHED Dept. | GHANKURSHA MINI PWSS | Anup Jyoti Ray | AS-65 | | | | | | | | | | 6.38 | 0.71 | | | | | 24-Apr-23 |
| 34 | PHED Dept. | BARGHOLA PT I PWSS | Tremend Drillco Pvt. Ltd | AS-65 | | | | | | | | | | 19.96 | 2.22 | | | | | 24-Apr-23 |
| 35 | PHED Dept. | SRISTIPARA PWSS | Tremond Drilka Pvt. Ltd. | AS-65 | | | | | | | | | | 23.42 | 2.60 | | | | | 24-Apr-23 |
| 36 | PHED Dept. | BORIGAON PWSS | Subharata Bhowmik | AS-65 | | | | | | | | | | 15.63 | 1.74 | | | | | 28-Apr-23 |
| 37 | PHED Dept. | BAMUNGAON PWSS | M/s S.B Engineering | AS-65 | | | | | | | | | | 7.03 | 0.78 | | | | | 28-Apr-23 |
| 38 | PHED Dept. | CHATPARA PAHARTOLI PWSS | Bhupen Nath | AS-65 | | | | | | | | | | 8.48 | 0.94 | | | | | 11-May-23 |
| 39 | PHED Dept. | Bashbari PT-II PWSS | Bhupen Nath | AS-65 | | | | | | | | | | 22.89 | 2.54 | | | | | 11-May-23 |
| 40 | PHED Dept. | JOGIGHOPA (HIGHROAD PARA) MINI PWSS | Indrajit Nath | AS-65 | | | | | | | | | | 21.82 | 2.42 | | | | | 11-May-23 |
| 41 | PHED Dept. | BASHBARI PT-I PWSS | Himangshu Nath | AS-65 | | | | | | | | | | 43.29 | 4.81 | | | | | 11-May-23 |
| 42 | PHED Dept. | KABAITTARY PT-VI MINI PWSS | Ranjan kr. Das | AS-65 | | | | | | | | | | 10.42 | 1.16 | | | | | 11-May-23 |
| 43 | PHED Dept. | JUNJUNA BIL MINI PWSS | Ranjan Kr. Das | AS-65 | | | | | | | | | | 5.04 | 0.56 | | | | | 11-May-23 |
| 44 | PHED Dept. | SOULMARI PWSS | M/s S.B Engineering | AS-65 | | | | | | | | | | 14.49 | 1.61 | | | | | 19-May-23 |
| 45 | PHED Dept. | GHORAMARA PT II PWSS | Apurba Dev Sarma | AS-65 | | | | | | | | | | 44.16 | 4.91 | | | | | 19-May-23 |
| 46 | PHED Dept. | SARAG DUAR PT I MINI PWSS | M/S Hindustan Construction (Nikunja Bihari Ray) | AS-65 | | | | | | | | | | 7.26 | 0.81 | | | | | 19-May-23 |
| 47 | PHED Dept. | DEWRIPARA PWSS | Lajik Brahma | AS-65 | | | | | | | | | | 36.87 | 4.10 | | | | | 30-May-23 |
| 48 | PHED Dept. | KALBARI BATABARI PWSS | Dipak Kr. Dewri | AS-65 | | | | | | | | | | 13.46 | 1.50 | | | | | 30-May-23 |
| 49 | PHED Dept. | MANIKPUR PWSS | Lajik Brahma | AS-65 | | | | | | | | | | 30.74 | 3.42 | | | | | 31-May-23 |
| 50 | PHED Dept. | HAPACHORA PWSS | Lajik Brahma | AS-65 | | | | | | | | | | 41.90 | 4.66 | | | | | 31-May-23 |

| 1 | 2 | 3 | 4 | 5 | 6 | 7 | 8 | 9 | 10 | 11 | 12 | 13 | 14 | 15 | 16 | 17 | 18 | 19 | 20 | 21 |
|----|---------------|---|---------------------------------------|-------|---|---|---|---|----|----|----|----|----|-------|------|----|----|----|----|-----------|
| 51 | PHED Dept. | BARKHATA PT-1 PWSS | M. K Enterprise | AS-65 | | | | | | | | | | 31.09 | 3.45 | | | | | 31-May-23 |
| 52 | PHED Dept. | DURGAMARI PT-II PWSS | Lohit Ch. Das | AS-65 | | | | | | | | | | 48.33 | 5.37 | | | | | 31-May-23 |
| 53 | PHED Dept. | BHATIPARA N.C PWSS | Dipak Kr. Dewri | AS-65 | | | | | | | | | | 31.90 | 3.54 | | | | | 31-May-23 |
| 54 | PHED Dept. | BIRJHORA TE (12 NO. LINE) PWSS | Hitesh Nath | AS-65 | | | | | | | | | | 5.36 | 0.60 | | | | | 31-May-23 |
| 55 | PHED Dept. | BARJULI MINI PWSS | Animesh Baruah | AS-65 | | | | | | | | | | 14.80 | 1.64 | | | | | 31-May-23 |
| 56 | PHED Dept. | POPRARAGAON PT.I PWSS | Rabin Ch. Sarkar | AS-65 | | | | | | | | | | 29.99 | 3.33 | | | | | 31-May-23 |
| 57 | PHED Dept. | BASHBARI PT-I (NAYAPARA) PWSS | Nabajyoti Barman | AS-65 | | | | | | | | | | 36.85 | 4.09 | | | | | 31-May-23 |
| 58 | PHED Dept. | KHAKARPUR PWSS | Kanchanmoni Barkalita | AS-65 | | | | | | | | | | 7.49 | 0.83 | | | | | 3-Jun-23 |
| 59 | PHED Dept. | BARSONGAON PWSS | Nabajyoti Barman | AS-65 | | | | | | | | | | 5.60 | 0.62 | | | | | 3-Jun-23 |
| 60 | PHED Dept. | BASHBARI GUABARI PARA PWSS | Amal Kr. Chaudhury | AS-65 | | | | | | | | | | 18.85 | 2.09 | | | | | 3-Jun-23 |
| 61 | PHED Dept. | JOGIGHOPA (HIGHROAD PARA) MINI PWSS | Indrajit Nath | AS-65 | | | | | | | | | | 7.43 | 0.83 | | | | | 3-Jun-23 |
| 62 | PHED Dept. | KHUSLAIGURI PWSS | Subharata Bhowmik | AS-65 | | | | | | | | | | 21.10 | 2.34 | | | | | 3-Jun-23 |
| 63 | PHED Dept. | BARBILLA PWSS | Subharata Bhowmik | AS-65 | | | | | | | | | | 43.91 | 4.88 | | | | | 3-Jun-23 |
| 64 | PHED Dept. | SIMALABARI PT I PWSS | Amal Ch. Mandol | AS-65 | | | | | | | | | | 26.68 | 2.96 | | | | | 3-Jun-23 |
| 65 | PHED Dept. | KAYETPARA PT-I PWSS | Brahmaputra River Valley Pvt. Ltd. | AS-65 | | | | | | | | | | 40.72 | 4.52 | | | | | 9-Jun-23 |
| 66 | PHED Dept. | Bhatipara PT I PWSS | M/s S.B Engineering | AS-65 | | | | | | | | | | 15.08 | 1.68 | | | | | 9-Jun-23 |
| 67 | PHED Dept. | GHORAMARA PT II MINI PWSS | Brahmaputra River Valley Pvt. Ltd. | AS-65 | | | | | | | | | | 19.59 | 2.18 | | | | | 9-Jun-23 |
| 68 | PHED Dept. | TALGURI KAYETPARA PWSS | M/s S.B Engineering | AS-65 | | | | | | | | | | 4.91 | 0.55 | | | | | 9-Jun-23 |
| 69 | PHED Dept. | CHOKAPARA PT.I PWSS | Dipak Kr. Dewri | AS-65 | | | | | | | | | | 35.77 | 3.97 | | | | | 15-Jun-23 |

| 1 | 2 | 3 | | 4 | 5 | 6 | 7 | 8 | 9 | 10 | 11 | 12 | 13 | 14 | 15 | 16 | 17 | 18 | 19 | 20 | 21 |
|----|------------|-----------------------------------|-----------------------|-------|---|---|---|---|---|----|----|----|----|----|-------|------|----|----|----|----|-----------|
| 70 | PHED Dept. | LALMATI DURAMARI PWSS | Bhupen Nath | AS-65 | | | | | | | | | | | 26.62 | 2.96 | | | | | 15-Jun-23 |
| 71 | PHED Dept. | DEOHATI PWSS | Munna Mahanta | AS-65 | | | | | | | | | | | 3.87 | 0.43 | | | | | 16-Jun-23 |
| 72 | PHED Dept. | KATHALGURI PWSS | Nitish Kr. Das | AS-65 | | | | | | | | | | | 20.02 | 2.22 | | | | | 16-Jun-23 |
| 73 | PHED Dept. | SIMALABARI PT II PWSS | Kanchanmoni Barkalita | AS-65 | | | | | | | | | | | 28.99 | 3.22 | | | | | 16-Jun-23 |
| 74 | PHED Dept. | NARARVITA PT IV PWSS | Himangshu Nath | AS-65 | | | | | | | | | | | 49.70 | 5.52 | | | | | 16-Jun-23 |
| 75 | PHED Dept. | KHELUAPARA PT IV PWSS | Mrityunjoy Das | AS-65 | | | | | | | | | | | 15.62 | 1.74 | | | | | 20-Jun-23 |
| 76 | PHED Dept. | DHAKNABARI PWSS | M/s S.B Engineering | AS-65 | | | | | | | | | | | 10.92 | 1.21 | | | | | 22-Jun-23 |
| 77 | PHED Dept. | MALIPARA PWSS | M/s S.B Engineering | AS-65 | | | | | | | | | | | 28.66 | 3.18 | | | | | 22-Jun-23 |
| 78 | PHED Dept. | KABAITARY MADHYAPARA PWSS | M/s S.B Engineering | AS-65 | | | | | | | | | | | 43.45 | 4.83 | | | | | 22-Jun-23 |
| 79 | PHED Dept. | CHALANTAPARA PWSS | M/s S.B Engineering | AS-65 | | | | | | | | | | | 17.60 | 1.96 | | | | | 22-Jun-23 |
| 80 | PHED Dept. | DEWANGAON RAVAPARA MINI PWSS | Bipulananda Sharma | AS-65 | | | | | | | | | | | 12.15 | 1.35 | | | | | 22-Jun-23 |
| 81 | PHED Dept. | DHALAGAON TILAPARA PWSS | Birendra Kr. Barua | AS-65 | | | | | | | | | | | 18.68 | 2.08 | | | | | 22-Jun-23 |
| 82 | PHED Dept. | JELKHAJHAR PT II PWSS | Kalyan singha | AS-65 | | | | | | | | | | | 17.10 | 1.90 | | | | | 22-Jun-23 |
| 83 | PHED Dept. | CHALANTAPRA PT-I SALGURITILA PWSS | BIPULANANDA SARMA | AS-65 | | | | | | | | | | | 16.24 | 1.80 | | | | | 1-Jul-23 |
| 84 | PHED Dept. | BIDYAPUR PT-1 PWSS | SRI PRADIP KALITA | AS-65 | | | | | | | | | | | 28.11 | 3.12 | | | | | 1-Jul-23 |
| 85 | PHED Dept. | KOKILA PWSS | RANJAN KUMAR DAS | AS-65 | | | | | | | | | | | 10.20 | 1.13 | | | | | 5-Jul-23 |
| 86 | PHED Dept. | CHOWTAKI PWSS | MINAZUR RAHMAN | AS-65 | | | | | | | | | | | 2.20 | 0.24 | | | | | 5-Jul-23 |
| 87 | PHED Dept. | SINGIMARI PWSS | MIZANUR RAHMAN | AS-65 | | | | | | | | | | | 9.28 | 1.03 | | | | | 5-Jul-23 |
| 88 | PHED Dept. | BAKHALGAON PT-1 MINI PWSS | SUNIL BANIKYA | AS-65 | | | | | | | | | | | 6.71 | 0.75 | | | | | 7-Jul-23 |
| 89 | PHED Dept. | BARGHOLA PT I (PUB PARA) PWSS | BHUPEN NATH | AS-65 | | | | | | | | | | | 22.06 | 2.45 | | | | | 7-Jul-23 |

| 1 | 2 | 3 | | 4 | 5 | 6 | 7 | 8 | 9 | 10 | 11 | 12 | 13 | 14 | 15 | 16 | 17 | 18 | 19 | 20 | 21 |
|-----|---------------|-------------------------------------|--|-------|---|---|---|---|---|----|----|----|----|----|-------|------|----|----|----|----|-----------|
| 90 | PHED Dept. | KOREA PT-I SANTIPUR PWSS | BHUPEN NATH | AS-65 | | | | | | | | | | | 21.19 | 2.35 | | | | | 7-Jul-23 |
| 91 | PHED Dept. | BIRJHORA TE (14 NO. LINE) PWSS | BHUPEN NATH | AS-65 | | | | | | | | | | | 17.60 | 1.96 | | | | | 17-Jul-23 |
| 92 | PHED Dept. | CHAPRAKATA PT.I PWSS | Swapan Kr. Ghosh, Bongaigaon | AS-65 | | | | | | | | | | | 36.61 | 4.07 | | | | | 17-Jul-23 |
| 93 | PHED Dept. | KACHUAGAON PWSS | M/S Brahmaputra River Valley Trading PVT Ltd | AS-65 | | | | | | | | | | | 38.93 | 4.33 | | | | | 25-Jul-23 |
| 94 | PHED Dept. | NUMBERPARA PT I PWSS | Subrata Bhowmick | AS-65 | | | | | | | | | | | 13.91 | 1.55 | | | | | 25-Jul-23 |
| 95 | PHED Dept. | JELAKAJHAR PT I PWSS | M/S Brahmaputra River Valley Trading PVT Ltd | AS-65 | | | | | | | | | | | 50.00 | 5.56 | | | | | 25-Jul-23 |
| 96 | PHED Dept. | AULAGURI PWSS | DWIBAN KR BORO | AS-65 | | | | | | | | | | | 5.72 | 0.64 | | | | | 25-Jul-23 |
| 97 | PHED Dept. | BAKHALGAON PT-2 MINI PWSS | Dibyajyoti Dutta | AS-65 | | | | | | | | | | | 19.84 | 2.20 | | | | | 25-Jul-23 |
| 98 | PHED Dept. | KHELUAPARA PT II PWSS | Bipul Choudhury | AS-65 | | | | | | | | | | | 54.84 | 6.09 | | | | | 25-Jul-23 |
| 99 | PHED Dept. | BHAIRAB PAHAR PWSS | Anupam Medhi | AS-65 | | | | | | | | | | | 23.70 | 2.63 | | | | | 25-Jul-23 |
| 100 | PHED Dept. | DOSIMAPARA PWSS | M/S Brahmaputra River Valley Trading PVT Ltd | AS-65 | | | | | | | | | | | 21.10 | 2.34 | | | | | 25-Jul-23 |
| 101 | PHED Dept. | DHANTOLA PWSS | M/S S.B. ENGINEERING | AS-65 | | | | | | | | | | | 7.35 | 0.82 | | | | | 25-Jul-23 |
| 102 | PHED Dept. | NEW BONGAIGAON Rly. Col. PWSS | DWIBAN KR BORO | AS-65 | | | | | | | | | | | 67.70 | 7.52 | | | | | 29-Jul-23 |
| 103 | PHED Dept. | OUDUBI PT I PWSS | ANUPAM ROY | AS-65 | | | | | | | | | | | 32.27 | 3.59 | | | | | 2-Aug-23 |
| 104 | PHED Dept. | KUMURAKATA PT II PWSS | Bipul Choudhury | AS-65 | | | | | | | | | | | 12.26 | 1.36 | | | | | 2-Aug-23 |
| 105 | PHED Dept. | BAHIRA CHENGMARI PWSS 2 | KALYAN SINGHA | AS-65 | | | | | | | | | | | 42.64 | 4.74 | | | | | 2-Aug-23 |
| 106 | PHED Dept. | SIMALABARI PT I (BHATIPARA) PWSS | Amal Chandra Arjya | AS-65 | | | | | | | | | | | 53.70 | 5.97 | | | | | 7-Aug-23 |
| 107 | PHED Dept. | DUMERGURI PT I MINI PWSS | Nur Uddin Ahmed | AS-65 | | | | | | | | | | | 16.43 | 1.83 | | | | | 7-Aug-23 |

| 1 | 2 | 3 | 4 | 5 | 6 | 7 | 8 | 9 | 10 | 11 | 12 | 13 | 14 | 15 | 16 | 17 | 18 | 19 | 20 | 21 |
|-----|------------|---|--|-------|---|---|---|---|----|----|----|----|----|-------|------|----|----|----|----|-----------|
| 108 | PHED Dept. | Burirchar PWSS | Nurul Amin | AS-65 | | | | | | | | | | 22.73 | 2.53 | | | | | 7-Aug-23 |
| 109 | PHED Dept. | MAJGAON PT.II PWSS | KALYAN SINGHA | AS-65 | | | | | | | | | | 66.79 | 7.42 | | | | | 8-Aug-23 |
| 110 | PHED Dept. | KAYETPARA PT-I PWSS | M/S Brahmaputra River Valley Trading PVT Ltd | AS-65 | | | | | | | | | | 33.78 | 3.75 | | | | | 10-Aug-23 |
| 111 | PHED Dept. | BESIMARI (BAKHAPARA) MINI PWSS (EAST SIDE NH) | Babul Sarkar | AS-65 | | | | | | | | | | 6.23 | 0.69 | | | | | 10-Aug-23 |
| 112 | PHED Dept. | BHANDARANI PWSS | Jibon Kishor Roy | AS-65 | | | | | | | | | | 29.71 | 3.30 | | | | | 10-Aug-23 |
| 113 | PHED Dept. | MULAGAON TOTPARA PWSS | DILIP KR RAY | AS-65 | | | | | | | | | | 6.53 | 0.73 | | | | | 10-Aug-23 |
| 114 | PHED Dept. | NARARVITA PT III MINI PWSS | M/S Brahmaputra River Valley Trading PVT Ltd | AS-65 | | | | | | | | | | 34.20 | 3.80 | | | | | 11-Aug-23 |
| 115 | PHED Dept. | BIRJHORA TE (12 NO. LINE) PWSS (Rev.) | HITESH NATH | AS-65 | | | | | | | | | | 5.07 | 0.56 | | | | | 21-Aug-23 |
| 116 | PHED Dept. | BHATIPARA NEW PWSS | AMIT BARTER PVT LTD | AS-65 | | | | | | | | | | 11.21 | 1.25 | | | | | 21-Aug-23 |
| 117 | PHED Dept. | AMGURI TILAPA5RA PWSS | T.R. CONSTRUCTIONS & BUILDERS | AS-65 | | | | | | | | | | 13.64 | 1.52 | | | | | 24-Aug-23 |
| 118 | PHED Dept. | SRISTIPARA PWSS | TREMEND DRILLCO PVT.LTD. | AS-65 | | | | | | | | | | 33.32 | 3.70 | | | | | 24-Aug-23 |
| 119 | PHED Dept. | CHATPARA PWSS | AMIT BARTER PVT LTD | AS-65 | | | | | | | | | | 6.28 | 0.70 | | | | | 24-Aug-23 |
| 120 | PHED Dept. | DHALAGAON PWSS | Jibon Kishor Roy | AS-65 | | | | | | | | | | 38.75 | 4.31 | | | | | 24-Aug-23 |
| 121 | PHED Dept. | MAUTARA PWSS | NEWTECH GROUP OF CONSTRUCTION | AS-65 | | | | | | | | | | 16.03 | 1.78 | | | | | 24-Aug-23 |
| 122 | PHED Dept. | BHATIPARA UTTARPARA PWSS | T.R. CONSTRUCTIONS & BUILDERS | AS-65 | | | | | | | | | | 3.70 | 0.41 | | | | | 24-Aug-23 |

| 1 | 2 | 3 | 4 | 5 | 6 | 7 | 8 | 9 | 10 | 11 | 12 | 13 | 14 | 15 | 16 | 17 | 18 | 19 | 20 | 21 |
|-----|------------|----------------------------------|-------------------------|-------|---|---|---|---|----|----|----|----|----|-------|------|----|----|----|----|-----------|
| 123 | PHED Dept. | CHATPARA NC PWSS | AMIT BARTER PVT LTD | AS-65 | | | | | | | | | | 5.54 | 0.62 | | | | | 24-Aug-23 |
| 124 | PHED Dept. | KHELUAPARA PT VI PWSS | AJIBOR RAHMAN | AS-65 | | | | | | | | | | 40.41 | 4.49 | | | | | 29-Aug-23 |
| 125 | PHED Dept. | Mulagaaaon Ravapara PWSS | Indrajit Nath | AS-65 | | | | | | | | | | 10.65 | 1.18 | | | | | 29-Aug-23 |
| 126 | PHED Dept. | Chengmari Sarkarpara | Manik Ch. Sarkar | AS-65 | | | | | | | | | | 24.46 | 2.72 | | | | | 1-Sep-23 |
| 127 | PHED Dept. | KASHIDOBA PWSS (Rev.) | MAHESH CH. DAS | AS-65 | | | | | | | | | | 23.01 | 2.56 | | | | | 1-Sep-23 |
| 128 | PHED Dept. | HARIRCHAR PT.I (BOGULAMARI) PWSS | Nurul Hassan Ahmed | AS-65 | | | | | | | | | | 36.08 | 4.01 | | | | | 2-Sep-23 |
| 129 | PHED Dept. | KABAITTARY PT-IV PWSS | Medhi Traders | AS-65 | | | | | | | | | | 39.44 | 4.38 | | | | | 2-Sep-23 |
| 130 | PHED Dept. | SAKOMURA PT II PWSS | Dhirendra Nath Das | AS-65 | | | | | | | | | | 54.24 | 6.03 | | | | | 2-Sep-23 |
| 131 | PHED Dept. | SANTOSHPUR PT II PWSS | Roshidul Hoque | AS-65 | | | | | | | | | | 51.74 | 5.75 | | | | | 2-Sep-23 |
| 132 | PHED Dept. | DHOLAPUKHURI PWSS | SANKAR CH. GHOSH | AS-65 | | | | | | | | | | 29.18 | 3.24 | | | | | 2-Sep-23 |
| 133 | PHED Dept. | SUTRADHAR PARA-B MPWSS | M/s Zinna Enterprise | AS-65 | | | | | | | | | | 22.29 | 2.48 | | | | | 2-Sep-23 |
| 134 | PHED Dept. | DEOHATI PT.II PWSS | Mosadder Alom Choudhury | AS-65 | | | | | | | | | | 40.84 | 4.54 | | | | | 2-Sep-23 |
| 135 | PHED Dept. | KHELUAPARA PT V PWSS | Preetam Narayan Das | AS-65 | | | | | | | | | | 13.76 | 1.53 | | | | | 9-Sep-23 |
| 136 | PHED Dept. | TENGAIGAON NEW PWSS | SUMAN GHOSH | AS-65 | | | | | | | | | | 29.38 | 3.26 | | | | | 9-Sep-23 |
| 137 | PHED Dept. | KHELUAPARA PT VII PWSS | Bipul Choudhury | AS-65 | | | | | | | | | | 16.41 | 1.82 | | | | | 9-Sep-23 |
| 138 | PHED Dept. | MANIKJHARA PWSS | SWAPAN KUMAR GHOSH | AS-65 | | | | | | | | | | 18.09 | 2.01 | | | | | 9-Sep-23 |
| 139 | PHED Dept. | LATIBARI PWSS (Rev) | MAHESH CH. DAS | AS-65 | | | | | | | | | | 20.92 | 2.32 | | | | | 9-Sep-23 |
| 140 | PHED Dept. | UTTAR SALMARA PWSS (Rev) | PRADIP KALITA | AS-65 | | | | | | | | | | 26.26 | 2.92 | | | | | 9-Sep-23 |
| 141 | PHED Dept. | JAMDOHA MINI PWSS | PRADIP KALITA | AS-65 | | | | | | | | | | 5.29 | 0.59 | | | | | 9-Sep-23 |
| 142 | PHED Dept. | TULUNGIA PT I & II PWSS | Baba Construction | AS-65 | | | | | | | | | | 44.33 | 4.93 | | | | | 9-Sep-23 |

| 1 | 2 | 3 | 4 | 5 | 6 | 7 | 8 | 9 | 10 | 11 | 12 | 13 | 14 | 15 | 16 | 17 | 18 | 19 | 20 | 21 |
|-----|------------|-----------------------------|----------------------------|-------|---|---|---|---|----|----|----|----|----|-------|------|----|----|----|----|-----------|
| 143 | PHED Dept. | BARGHOLA PT I PWSS | TREMEND DRILLCO PVT.LTD. | AS-65 | | | | | | | | | | 41.41 | 4.60 | | | | | 9-Sep-23 |
| 144 | PHED Dept. | DUMERGURI PT III PWSS | M/s Rang Luit Enterprise | AS-65 | | | | | | | | | | 78.92 | 8.77 | | | | | 9-Sep-23 |
| 145 | PHED Dept. | Naldoba PWSS | Robin Ch. Sarkar | AS-65 | | | | | | | | | | 53.15 | 5.91 | | | | | 15-Sep-23 |
| 146 | PHED Dept. | KASARPARA PWSS (Rev)(29375) | Amal Kr. Choudhury | AS-65 | | | | | | | | | | 14.30 | 1.59 | | | | | 15-Sep-23 |
| 147 | PHED Dept. | HAKODOBA Pt. - I PWSS | ABDUL WAHEB | AS-65 | | | | | | | | | | 12.89 | 1.43 | | | | | 15-Sep-23 |
| 148 | PHED Dept. | CHALANTAPARA PT-2 MINI PWSS | Medhi Traders | AS-65 | | | | | | | | | | 10.19 | 1.13 | | | | | 15-Sep-23 |
| 149 | PHED Dept. | GARUGAON NO.1 PWSS | JJ Construction | AS-65 | | | | | | | | | | 33.41 | 3.71 | | | | | 15-Sep-23 |
| 150 | PHED Dept. | DHOLAGAON PWSS | BIPUL DAS GUPTA | AS-65 | | | | | | | | | | 19.19 | 2.13 | | | | | 15-Sep-23 |
| 151 | PHED Dept. | BHITAR CHENGMARI PWSS | NIRMAL KUMAR SINGHA | AS-65 | | | | | | | | | | 13.82 | 1.54 | | | | | 15-Sep-23 |
| 152 | PHED Dept. | DHAKNABARI NEW MINI PWSS | Manoj Das | AS-65 | | | | | | | | | | 25.77 | 2.86 | | | | | 15-Sep-23 |
| 153 | PHED Dept. | TALGURI PWSS | BILIN ADHIKARY | AS-65 | | | | | | | | | | 23.48 | 2.61 | | | | | 15-Sep-23 |
| 154 | PHED Dept. | Kheluapara Pt.VII NEW PWSS | Purbanchal Construction | AS-65 | | | | | | | | | | 26.70 | 2.97 | | | | | 23-Sep-23 |
| 155 | PHED Dept. | AMGURI -A PWSS | Omer Ali | AS-65 | | | | | | | | | | 15.03 | 1.67 | | | | | 23-Sep-23 |
| 156 | PHED Dept. | DUMURIA PT II & III PWSS | ABDUL WAHEB | AS-65 | | | | | | | | | | 44.78 | 4.98 | | | | | 23-Sep-23 |
| 157 | PHED Dept. | Kayethpara Baghmara PWSS | MD Minhazur Rahman | AS-65 | | | | | | | | | | 40.20 | 4.47 | | | | | 23-Sep-23 |
| 158 | PHED Dept. | TOPGAON (TUPKARCHAR) PWSS | M/s Forever | AS-65 | | | | | | | | | | 44.87 | 4.99 | | | | | 29-Sep-23 |
| 159 | PHED Dept. | BORCHORA PWSS | Moniruz Zaman | AS-65 | | | | | | | | | | 42.71 | 4.75 | | | | | 29-Sep-23 |
| 160 | PHED Dept. | GHILAPARA PWSS | Power Construction & Trade | AS-65 | | | | | | | | | | 18.03 | 2.00 | | | | | 29-Sep-23 |
| 161 | PHED Dept. | MALEGARH -IV PWSS | Baba Construction | AS-65 | | | | | | | | | | 17.20 | 1.91 | | | | | 29-Sep-23 |
| 162 | PHED Dept. | NAKAPARA (NAYAPARA) PWSS | Baba Construction | AS-65 | | | | | | | | | | 39.38 | 4.38 | | | | | 29-Sep-23 |

| 1 | 2 | 3 | 4 | 5 | 6 | 7 | 8 | 9 | 10 | 11 | 12 | 13 | 14 | 15 | 16 | 17 | 18 | 19 | 20 | 21 |
|-----|---------------|--|-----------------------|-------|---|---|---|---|----|----|----|----|----|-------|------|----|----|----|----|-----------|
| 163 | PHED Dept. | TINKONIA-II PWSS | Baba Construction | AS-65 | | | | | | | | | | 20.67 | 2.30 | | | | | 29-Sep-23 |
| 164 | PHED Dept. | CHALANTAPARA PART IV (KHUTAMARI) PWSS | Kaustav Kr. Das | AS-65 | | | | | | | | | | 20.34 | 2.26 | | | | | 29-Sep-23 |
| 165 | PHED Dept. | DUMURIA PWSS | LALCHAND ALI AHMED | AS-65 | | | | | | | | | | 11.19 | 1.24 | | | | | 29-Sep-23 |
| 166 | PHED Dept. | KIRTANPARA TILPUKHURI PWSS | MIZANUR RAHMAN | AS-65 | | | | | | | | | | 5.63 | 0.63 | | | | | 29-Sep-23 |
| 167 | PHED Dept. | BAMUNITILLA PWSS | Subrata Bhowmik | AS-65 | | | | | | | | | | 21.45 | 2.38 | | | | | 29-Sep-23 |
| 168 | PHED Dept. | KSHUDRA NARIKOLA (RAVAPARA) PWSS | | AS-65 | | | | | | | | | | 32.34 | 3.59 | | | | | 30-Sep-23 |
| 169 | PHED Dept. | KOREA PAHAR NEW PWSS | | AS-65 | | | | | | | | | | 29.85 | 3.32 | | | | | 30-Sep-23 |
| 170 | PHED Dept. | GOLAPARA PT I PWSS | | AS-65 | | | | | | | | | | 43.78 | 4.86 | | | | | 30-Sep-23 |
| 171 | PHED Dept. | KHERPUJI PT I PWSS | | AS-65 | | | | | | | | | | 28.00 | 3.11 | | | | | 30-Sep-23 |
| 172 | PHED Dept. | NANKARGAON PT I PWSS | | AS-65 | | | | | | | | | | 28.13 | 3.13 | | | | | 30-Sep-23 |
| 173 | PHED Dept. | SILGHAGIRI (NEW) PWSS | | AS-65 | | | | | | | | | | 17.85 | 1.98 | | | | | 30-Sep-23 |
| 174 | PHED Dept. | SRIJANGRAM PWSS | | AS-65 | | | | | | | | | | 6.25 | 0.69 | | | | | 30-Sep-23 |
| 175 | PHED Dept. | BHARALKUNDI BEEL PWSS | | AS-65 | | | | | | | | | | 20.88 | 2.32 | | | | | 30-Sep-23 |
| 176 | PHED Dept. | BAGHPARA MISSION PWSS | | AS-65 | | | | | | | | | | 23.52 | 2.61 | | | | | 6-Oct-23 |
| 177 | PHED Dept. | CHATPARA PAHARTOLI PWSS | | AS-65 | | | | | | | | | | 14.15 | 1.57 | | | | | 6-Oct-23 |
| 178 | PHED Dept. | Gasargaon West PWSS | | AS-65 | | | | | | | | | | 50.35 | 5.59 | | | | | 6-Oct-23 |
| 179 | PHED Dept. | NARARVITA PT3 GRAMBAJAR PWSS | | AS-65 | | | | | | | | | | 34.25 | 3.81 | | | | | 10-Oct-23 |
| 180 | PHED Dept. | DUMERGURI PT II PWSS | | AS-65 | | | | | | | | | | 19.46 | 2.16 | | | | | 10-Oct-23 |
| 181 | PHED Dept. | BAGHEKHAITY PWSS | ANUPAM ROY | AS-65 | | | | | | | | | | 32.91 | 3.66 | | | | | 10-Oct-23 |

| 1 | 2 | 3 | 4 | 5 | 6 | 7 | 8 | 9 | 10 | 11 | 12 | 13 | 14 | 15 | 16 | 17 | 18 | 19 | 20 | 21 |
|-----|------------|----------------------------------|--|-------|---|---|---|---|----|----|----|----|----|-------|------|----|----|----|----|-----------|
| 182 | PHED Dept. | GHORAMARA PT I PWSS | M/S Brahmaputra River Valley Trading PVT Ltd | AS-65 | | | | | | | | | | 54.14 | 6.02 | | | | | 13-Oct-23 |
| 183 | PHED Dept. | BAWALIMARI PWSS | | AS-65 | | | | | | | | | | 8.37 | 0.93 | | | | | 13-Oct-23 |
| 184 | PHED Dept. | Kheluapara Pt.VI NEW PWSS | | AS-65 | | | | | | | | | | 18.48 | 2.05 | | | | | 13-Oct-23 |
| 185 | PHED Dept. | GANAKGHULI MINI PWSS | HITESH NATH | AS-65 | | | | | | | | | | 8.27 | 0.92 | | | | | 13-Oct-23 |
| 186 | PHED Dept. | NIMAGAON PWSS | ANUPAM ROY | AS-65 | | | | | | | | | | 16.63 | 1.85 | | | | | 13-Oct-23 |
| 187 | PHED Dept. | MALEGARH-II PWSS | Baba Construction | AS-65 | | | | | | | | | | 21.80 | 2.42 | | | | | 13-Oct-23 |
| 188 | PHED Dept. | CHIPONCHILA PT.III PWSS | SUMAN GHOSH | AS-65 | | | | | | | | | | 4.41 | 0.49 | | | | | 13-Oct-23 |
| 189 | PHED Dept. | DOLANI BIL PWSS | Nipul Kr. Barthakur | AS-65 | | | | | | | | | | 27.86 | 3.10 | | | | | 16-Oct-23 |
| 190 | PHED Dept. | CHAILABARI PT I & II PWSS | Sadek Ali | AS-65 | | | | | | | | | | 59.78 | 6.64 | | | | | 17-Oct-23 |
| 191 | PHED Dept. | BANGLAPARA PWSS | Hitesh Ch. Das | AS-65 | | | | | | | | | | 50.96 | 5.66 | | | | | 17-Oct-23 |
| 192 | PHED Dept. | CHUNGAPOTA PWSS | Amit Ch. Das | AS-65 | | | | | | | | | | 11.54 | 1.28 | | | | | 17-Oct-23 |
| 193 | PHED Dept. | BORGHOLA PT II PWSS | Padmavati construction | AS-65 | | | | | | | | | | 26.68 | 2.96 | | | | | 17-Oct-23 |
| 194 | PHED Dept. | BORJORA MINI PWSS | Anupam Medhi | AS-65 | | | | | | | | | | 17.48 | 1.94 | | | | | 17-Oct-23 |
| 195 | PHED Dept. | GHAKPARA PWSS | Anupam Medhi | AS-65 | | | | | | | | | | 44.00 | 4.89 | | | | | 17-Oct-23 |
| 196 | PHED Dept. | MAJGAON NIGOMGHOLA NC PWSS | | AS-65 | | | | | | | | | | 19.57 | 2.17 | | | | | 19-Oct-23 |
| 197 | PHED Dept. | SIMALABARI PT I (DEWANPARA) PWSS | M/S Brahmaputra River Valley Trading PVT Ltd | AS-65 | | | | | | | | | | 40.24 | 4.47 | | | | | 19-Oct-23 |
| 198 | PHED Dept. | BARGHOLA PT I PWSS | TREMEND DRILLCO PVT.LTD. | AS-65 | | | | | | | | | | 14.52 | 1.61 | | | | | 19-Oct-23 |
| 199 | PHED Dept. | TULUNGIA PT II PWSS | Baba Construction | AS-65 | | | | | | | | | | 40.65 | 4.52 | | | | | 19-Oct-23 |

| 1 | 2 | 3 | | 4 | 5 | 6 | 7 | 8 | 9 | 10 | 11 | 12 | 13 | 14 | 15 | 16 | 17 | 18 | 19 | 20 | 21 |
|-----|------------|---|--------------------|-------|---|---|---|---|---|----|----|----|----|----|-------|------|----|----|----|----|-----------|
| 200 | PHED Dept. | KAIMARI LOHRA PARA PWSS | Baba Construction | AS-65 | | | | | | | | | | | 45.52 | 5.06 | | | | | 19-Oct-23 |
| 201 | PHED Dept. | SIMULGURI PAREA PARA MINI PWSS | Baba Construction | AS-65 | | | | | | | | | | | 11.47 | 1.27 | | | | | 19-Oct-23 |
| 202 | PHED Dept. | KUSHIAKATA PWSS | Baba Construction | AS-65 | | | | | | | | | | | 33.80 | 3.76 | | | | | 19-Oct-23 |
| 203 | PHED Dept. | BASHBARI GUABARI PARA PWSS | | AS-65 | | | | | | | | | | | 19.04 | 2.12 | | | | | 29-Oct-23 |
| 204 | PHED Dept. | Thakurani Khora Para | | AS-65 | | | | | | | | | | | 33.11 | 3.68 | | | | | 29-Oct-23 |
| 205 | PHED Dept. | TOPGAON (TUPKARCHAR) PWSS | | AS-65 | | | | | | | | | | | 22.86 | 2.54 | | | | | 29-Oct-23 |
| 206 | PHED Dept. | JHAUKURA PT I PWSS | | AS-65 | | | | | | | | | | | 43.13 | 4.79 | | | | | 29-Oct-23 |
| 207 | PHED Dept. | MAJGAON PAHAR NC PWSS | | AS-65 | | | | | | | | | | | 16.25 | 1.81 | | | | | 29-Oct-23 |
| 208 | PHED Dept. | NAGARIAGAON PWSS | | AS-65 | | | | | | | | | | | 11.12 | 1.24 | | | | | 29-Oct-23 |
| 209 | PHED Dept. | BESIMARI (BAKHAPARA) MINI PWSS (WEST SIDE NH) | | AS-65 | | | | | | | | | | | 4.03 | 0.45 | | | | | 29-Oct-23 |
| 210 | PHED Dept. | DUMERGURI PT I MINI PWSS | | AS-65 | | | | | | | | | | | 9.47 | 1.05 | | | | | 29-Oct-23 |
| 211 | PHED Dept. | CHOTOBAREGARH MINI PWSS | | AS-65 | | | | | | | | | | | 8.90 | 0.99 | | | | | 29-Oct-23 |
| 212 | PHED Dept. | DHOLAGACHA PWSS | Gour Hari Bhowmick | AS-66 | | | | | | | | | | | 15.14 | 1.68 | | | | | 1-Nov-23 |
| 213 | PHED Dept. | MULAGAON TOTPARA PWSS | Dilip Kr. Ray | AS-67 | | | | | | | | | | | 10.14 | 1.13 | | | | | 1-Nov-23 |
| 214 | PHED Dept. | KHELUAPARA PT IV PWSS | Mritunjay Das | AS-68 | | | | | | | | | | | 11.48 | 1.28 | | | | | 1-Nov-23 |
| 215 | PHED Dept. | BORSANGAON PT.II PWSS | Anupam Medhi | AS-69 | | | | | | | | | | | 24.06 | 2.67 | | | | | 1-Nov-23 |
| 216 | PHED Dept. | TILAPARA PWSS | Jyatish Ch. Barman | AS-70 | | | | | | | | | | | 30.83 | 3.43 | | | | | 1-Nov-23 |
| 217 | PHED Dept. | DHANTALA PART-2 PWSS | Kajal Kumar Das | AS-71 | | | | | | | | | | | 38.22 | 4.25 | | | | | 1-Nov-23 |
| 218 | PHED Dept. | BETBARI PWSS | Mahesh Ch. Das | AS-72 | | | | | | | | | | | 25.24 | 2.80 | | | | | 1-Nov-23 |

| 1 | 2 | 3 | | 4 | 5 | 6 | 7 | 8 | 9 | 10 | 11 | 12 | 13 | 14 | 15 | 16 | 17 | 18 | 19 | 20 | 21 |
|-----|------------|------------------------------------|----------------------------|-------|---|---|---|---|---|----|----|----|----|----|-------|------|----|----|----|----|----------|
| 219 | PHED Dept. | BHAIRAB PAHAR N.C. PWSS | Rupjyoti Construction | AS-73 | | | | | | | | | | | 45.22 | 5.02 | | | | | 1-Nov-23 |
| 220 | PHED Dept. | BARKHATA PT-III MINI PWSS | T.R Contractors & Builders | AS-74 | | | | | | | | | | | 2.37 | 0.26 | | | | | 1-Nov-23 |
| 221 | PHED Dept. | GHANDOL PWSS | Maresh Ch. Das | AS-75 | | | | | | | | | | | 28.68 | 3.19 | | | | | 1-Nov-23 |
| 222 | PHED Dept. | Silghagiri pub PWSS | Kangkan Pathak | AS-76 | | | | | | | | | | | 46.17 | 5.13 | | | | | 1-Nov-23 |
| 223 | PHED Dept. | Dewangaon Sutradharpara PWSS | Satyajit Singha | AS-77 | | | | | | | | | | | 10.63 | 1.18 | | | | | 1-Nov-23 |
| 224 | PHED Dept. | SANKARGHOLA PT II PWSS | Jomirul Islam | AS-78 | | | | | | | | | | | 44.48 | 4.94 | | | | | 1-Nov-23 |
| 225 | PHED Dept. | Talguri Muslimpara PWSS | Uttam Kr. Sarkar | AS-79 | | | | | | | | | | | 31.93 | 3.55 | | | | | 1-Nov-23 |
| 226 | PHED Dept. | RAGHUNDANPUR PT-II PWSS | Kul Bahar | AS-80 | | | | | | | | | | | 35.73 | 3.97 | | | | | 1-Nov-23 |
| 227 | PHED Dept. | Kalbari PWSS | Abul Kalam Azad | AS-81 | | | | | | | | | | | 9.77 | 1.09 | | | | | 2-Nov-23 |
| 228 | PHED Dept. | KAKILA UTTARPARA PWSS | Sushil Kumar | AS-82 | | | | | | | | | | | 28.21 | 3.13 | | | | | 4-Nov-23 |
| 229 | PHED Dept. | UTTAR SALMARA (DURGAPUR) MINI PWSS | Pradip Kalita | AS-83 | | | | | | | | | | | 7.94 | 0.88 | | | | | 4-Nov-23 |
| 230 | PHED Dept. | CHALANTAPARA PART-IV PWSS | Swapan Kr. Ghosh | AS-84 | | | | | | | | | | | 20.32 | 2.26 | | | | | 4-Nov-23 |
| 231 | PHED Dept. | TILPUKHURI PWSS | Bikash Pathak | AS-85 | | | | | | | | | | | 8.91 | 0.99 | | | | | 4-Nov-23 |
| 232 | PHED Dept. | Bashbari Ulubaripara PWSS | Kalyan Singha | AS-86 | | | | | | | | | | | 11.91 | 1.32 | | | | | 4-Nov-23 |
| 233 | PHED Dept. | Chengmari Sarkarpara | Manik Ch. Sarkar | AS-87 | | | | | | | | | | | 20.79 | 2.31 | | | | | 4-Nov-23 |
| 234 | PHED Dept. | Rashigaon PWSS | Kalyan Singha | AS-88 | | | | | | | | | | | 28.00 | 3.11 | | | | | 4-Nov-23 |
| 235 | PHED Dept. | NOWAGAON CHAR MOHAL PWSS | Nitish Kr. Das | AS-89 | | | | | | | | | | | 43.76 | 4.86 | | | | | 4-Nov-23 |
| 236 | PHED Dept. | UTTAR SALMARA (Garopara) PWSS | Marjuka Yasmin | AS-90 | | | | | | | | | | | 30.23 | 3.36 | | | | | 4-Nov-23 |
| 237 | PHED Dept. | Folimari PWSS | Omar Ali | AS-91 | | | | | | | | | | | 12.21 | 1.36 | | | | | 5-Nov-23 |
| 238 | PHED Dept. | BANNIPARA (Jalakhata) PWSS | Kajal Kr. Das | AS-92 | | | | | | | | | | | 68.44 | 7.60 | | | | | 5-Nov-23 |

| 1 | 2 | 3 | | 4 | 5 | 6 | 7 | 8 | 9 | 10 | 11 | 12 | 13 | 14 | 15 | 16 | 17 | 18 | 19 | 20 | 21 |
|-----|------------|---------------------------------------|---------------------------|--------|---|---|---|---|---|----|----|----|----|----|-------|------|----|----|----|----|-----------|
| 239 | PHED Dept. | BALAPARA PWSS | Partha Pratim Mazumdar | AS-93 | | | | | | | | | | | 47.48 | 5.28 | | | | | 22-Nov-23 |
| 240 | PHED Dept. | DABOLI PWSS | Amal Kr. Choudhury | AS-94 | | | | | | | | | | | 27.01 | 3.00 | | | | | 22-Nov-23 |
| 241 | PHED Dept. | KAMARPARA KATHALGURI PWSS | Dipak Sharma | AS-95 | | | | | | | | | | | 24.90 | 2.77 | | | | | 22-Nov-23 |
| 242 | PHED Dept. | BIRJHORA TE (12 NO. LINE) PWSS | Hitesh Nath | AS-96 | | | | | | | | | | | 1.32 | 0.15 | | | | | 22-Nov-23 |
| 243 | PHED Dept. | SALBARI BAKHARAPARA PWSS | M/s Nilsamudra Associates | AS-97 | | | | | | | | | | | 13.60 | 1.51 | | | | | 22-Nov-23 |
| 244 | PHED Dept. | Lalmati Grazing PWSS | Ashique Enterprise | AS-98 | | | | | | | | | | | 35.86 | 3.98 | | | | | 28-Nov-23 |
| 245 | PHED Dept. | Boalimari-2 PWSS | Ashique Enterprise | AS-99 | | | | | | | | | | | 43.24 | 4.80 | | | | | 28-Nov-23 |
| 246 | PHED Dept. | TINKONIA-I NEW PWSS | Baba Construction | AS-100 | | | | | | | | | | | 8.33 | 0.93 | | | | | 28-Nov-23 |
| 247 | PHED Dept. | Arimara PWSS | M/s RP Enterprise | AS-101 | | | | | | | | | | | 31.22 | 3.47 | | | | | 28-Nov-23 |
| 248 | PHED Dept. | BAGHEKHAITY A PWSS | Muktadul Islam | AS-102 | | | | | | | | | | | 23.70 | 2.63 | | | | | 28-Nov-23 |
| 249 | PHED Dept. | Retrofitting of Kashibari PWSS | Subrata Bhowrick | AS-103 | | | | | | | | | | | 13.67 | 1.52 | | | | | 28-Nov-23 |
| 250 | PHED Dept. | RETROFITTING OF KABAITARY PWSS | Subrata Bhowrick | AS-104 | | | | | | | | | | | 18.51 | 2.06 | | | | | 28-Nov-23 |
| 251 | PHED Dept. | Retrofitting of Korea Pt.I PWSS | Subrata Bhowrick | AS-105 | | | | | | | | | | | 11.44 | 1.27 | | | | | 28-Nov-23 |
| 252 | PHED Dept. | BONGAIGAON BHATIPARA PWSS | Hitesh Nath | AS-106 | | | | | | | | | | | 36.01 | 4.00 | | | | | 28-Nov-23 |
| 253 | PHED Dept. | DHALIGAON PWSS | Mahesh Ch. Das | AS-107 | | | | | | | | | | | 50.89 | 5.65 | | | | | 28-Nov-23 |
| 254 | PHED Dept. | GONBINNA PWSS | M/s Prolific Engineering | AS-108 | | | | | | | | | | | 53.21 | 5.91 | | | | | 28-Nov-23 |
| 255 | PHED Dept. | CHALANTAPARA PART IV (KHUTAMARI) PWSS | Kaustav Kr. Das | AS-109 | | | | | | | | | | | 41.21 | 4.58 | | | | | 28-Nov-23 |
| 256 | PHED Dept. | UTTAR KHORAGAON -II PWSS | Amal Ch. Mandal | AS-110 | | | | | | | | | | | 45.14 | 5.02 | | | | | 28-Nov-23 |
| 257 | PHED Dept. | BARIPUKHURI PT I PWSS | M/s H. S Construction | AS-111 | | | | | | | | | | | 23.42 | 2.60 | | | | | 28-Nov-23 |
| 258 | PHED Dept. | KHAKARPUR PT VIII PWSS | M/s H. S Construction | AS-112 | | | | | | | | | | | 25.23 | 2.80 | | | | | 28-Nov-23 |

| 1 | 2 | 3 | | 4 | 5 | 6 | 7 | 8 | 9 | 10 | 11 | 12 | 13 | 14 | 15 | 16 | 17 | 18 | 19 | 20 | 21 |
|-----|---------------|---|--------------------------|--------|---|---|---|---|---|----|----|----|----|----|-------|------|----|----|----|----|-----------|
| 259 | PHED Dept. | KHAKARPUR PAHAR BLOCK N.C PT-I PWSS | M/s H. S Construction | AS-113 | | | | | | | | | | | 54.89 | 6.10 | | | | | 28-Nov-23 |
| 260 | PHED Dept. | FOUZDAR DEWAN PARA PWSS | Baba Construction | AS-114 | | | | | | | | | | | 49.13 | 5.46 | | | | | 29-Nov-23 |
| 261 | PHED Dept. | JHAKUAPARA NEW PWSS | Mrityunjay Das | AS-115 | | | | | | | | | | | 20.39 | 2.27 | | | | | 29-Nov-23 |
| 262 | PHED Dept. | PARERCHAR PT III (RAJAI PANIKHOWA BEEL) PWSS | Soidur Rahman Seikh | AS-116 | | | | | | | | | | | 30.72 | 3.41 | | | | | 29-Nov-23 |
| 263 | PHED Dept. | BAGHEKHAITY B PWSS | Joynal Abedin | AS-117 | | | | | | | | | | | 31.78 | 3.53 | | | | | 29-Nov-23 |

6678.79 742.09

Executive Engineer (PHE)
Bongaigaon Division, Bongaigaon

B. Schemes for which no funds are received by the District/Council:

PROGRAMME: JJM

| Sl No. | Administrative Department | Scheme Name | Reasons | Remarks if any |
|--------|---------------------------|-------------|----------------|----------------|
| 1 | PHED Dept. | NIL | Does not arise | Does not arise |

Executive Engineer (PHE)
Bongaigaon Division, Bongaigaon

Physical Progress of Works under different Schemes/Programmes/Projects across Departments-of Current Year

PROGRAMME: JJM

| SI No. | Admin. Dept. | Name of Scheme | Number of Works sanctioned in the current Year | Progress of Current Year works/Services-Categories number of works based on the stage of physical progress | | | | | | Remarks |
|----------------|--------------|-------------------------------|--|--|-----------|-----------|------------|------------|-------------|---------------------|
| | | | | 100% | 75-99% | 50-75% | 25-49% | 1-25% | Not started | |
| 1 | PHED Dept. | Construction of New PWSS | 337 | 0 | 16 | 68 | 97 | 156 | 0 | Fresh New PWSS |
| 2 | PHED Dept. | Retrofitting of existing PWSS | 12 | 0 | 0 | 5 | 7 | 0 | 0 | Retrofitting Scheme |
| TOTAL = | | | 349 | 0 | 16 | 73 | 104 | 156 | 0 | |

Executive Engineer (PHE)
Bongaigaon Division, Bongaigaon

Physical Progress of Works under different Schemes/Programmes/Projects across Departments-of Previous Years

PROGRAMME: JJM

| Sl No. | Admin. Dept. | Name of Scheme | Total Number of Works pending as on the last date of previous Financial Year | Number of Years delayed for completion-as on the last date of last Financial Year-Categorise works based on the delay in completion. | | | | | Progress of Pending works of previous Years pending as on the last date of last Financial Year-Categorise works based on the stage of physical progress | | | | | | Remarks |
|----------------|--------------|-------------------------------|--|--|--------------|---------------|----------|------------|---|------------|-----------|------------|------------|-------------|---|
| | | | | Less than 1 Yr | >=1 to <3Yrs | >=3 to <5 Yrs | >=5 Yrs | Total | 100% | 75-99% | 50-74% | 25-49% | 1-25% | Not started | |
| 1 | PHED Dept. | Retrofitting of existing PWSS | 53 | 12 | 41 | 0 | 0 | 41 | 10 | 28 | 8 | 7 | 0 | 0 | Retrofitting PWSS (101 nos. of PWSS has been completed prior to 31/03/2023) |
| 2 | PHED Dept. | Construction of New PWSS | 133 | 0 | 133 | 0 | 0 | 133 | 34 | 83 | 12 | 4 | 0 | 0 | New PWSS |
| 3 | PHED Dept. | Construction of New PWSS | 337 | 337 | 0 | 0 | 0 | 0 | 0 | 16 | 68 | 97 | 156 | 0 | Fresh New PWSS (Sanctioned during 2022-23) |
| TOTAL = | | | 523 | 349 | 174 | 0 | 0 | 174 | 44 | 127 | 88 | 108 | 156 | 0 | |

Executive Engineer (PHE)
Bongaigaon Division, Bongaigaon

Monthly status of Fund Receipt and utilisation for the month of ...November..... Year ...2023.....

A. For the Schemes: Funds received

| S. No. | Admin. Dept. | Name Of scheme (+ Implementation agency) | PFMS Code & Sls Code | Category CS/ CSS/ State/ EAP etc. | Opening Balance with CNA/ SNA/ Others- as applicable | | Opening Balance with the district/ council/ others as applicable | | Current Year Allocation to district | | Fund Received in the current Year | | Total funds available for scheme | Funds utilised till now Amount & (% in Bracket) | | Amount for which Ucs are pending at the end of previous year | Utilisation certificate Submitted against total available funds for the current year | Amount for which Ucs are pending as on date | | Remarks |
|--------|---|--|----------------------|-----------------------------------|--|-------------|--|-------------|-------------------------------------|-------------|-----------------------------------|-------------|----------------------------------|---|-------------|--|--|---|-----------------|---------|
| | | | | | Central Share | State Share | Central Share | State Share | Central Share | State Share | Central Share | State Share | | Central Share | State Share | | | Of previous year | of current year | |
| 1 | 2 | 3 | 4 | 5 | 6 | 7 | 8 | 9 | 10 | 11 | 12 | 13 | 14 | 15 | 16 | 17 | 18 | 19 | 20 | 21 |
| 1 | Assistant Controller of Legal Metrology, Bongaigaon | NIL | NIL | NIL | NIL | NIL | NIL | NIL | NIL | NIL | NIL | NIL | NIL | NIL | NIL | NIL | NIL | NIL | NIL | NIL |
| | | | | | | | | | | | | | | | | | | | | |
| | | | | | | | | | | | | | | | | | | | | |
| | | | | | | | | | | | | | | | | | | | | |
| | | | | | | | | | | | | | | | | | | | | |
| | | | | | | | | | | | | | | | | | | | | |
| | | | | | | | | | | | | | | | | | | | | |
| | | | | | | | | | | | | | | | | | | | | |
| | | | | | | | | | | | | | | | | | | | | |
| | | | | | | | | | | | | | | | | | | | | |
| | | | | | | | | | | | | | | | | | | | | |
| | | | | | | | | | | | | | | | | | | | | |
| | | | | | | | | | | | | | | | | | | | | |
| | | | | | | | | | | | | | | | | | | | | |
| | | | | | | | | | | | | | | | | | | | | |
| | | | | | | | | | | | | | | | | | | | | |

* = will be provided by the HOD / Concerned Agency PFMS: Public Finance Management ; SLS: State Link Scheme -State code.

B. Schemes for which no funds are received by the District/Council: For (Please visit-<https://www.indiabudget.govt.in/index.php>- and concerned Ministry/Department website to know the list of Central Schemes of current and previous year.)

| Sl No. | Administrative Department | Scheme Name | Reasons | Remarks if any |
|--------|--|-------------|---------|----------------|
| 1 | Assistant Controller Of Legal Metrology , Bongaigaon | NIL | NIL | NIL |
| | | | | |
| | | | | |
| | | | | |

Monthly status of Fund receipt and utilisation for the Month of November, 2023 Year 2023-2024

A. For Schemes: Funds received.

| S.No | Admin. Dept. | Name of Scheme (+Implementation Agency) | PFMS Code & SLS Code | Category CS/CSS/State/EAP etc. | Opening Balance With CNA /SNA/Others- as applicable. | | Opening Balance with the District/Council/ Others-- as applicable. | | Current Year Allocation to District* | | Fund received in the current Year | | Total funds available for Scheme | Funds utilised- till now Amount & (% in bracket) | | Amount for which UCs are pending at the end of previous year | Utilisation Certificate submitted against total available funds for the current year | Amount for which UCs are pending as on date. | | Remarks |
|------|----------------|---|----------------------|--------------------------------|--|-------------|--|-------------|--------------------------------------|-------------|-----------------------------------|-------------|----------------------------------|--|-------------|--|--|--|-------------|---------|
| | | | | | Central Share | State Share | Central Share | State Share | Central Share | State Share | Central Share | State Share | | Central Share | State Share | | | Central Share | State Share | |
| 1 | 2 | 3 | 4 | 5 | 6 | 7 | 8 | 9 | 10 | 11 | 12 | 13 | 14 | 15 | 16 | 17 | 18 | 19 | 20 | 21 |
| | Labour Welfare | NIL | NIL | NIL | NIL | NIL | NIL | NIL | NIL | NIL | NIL | NIL | NIL | NIL | NIL | NIL | NIL | NIL | NIL | NIL |
| | | | | | | | | | | | | | | | | | | | | |
| | | | | | | | | | | | | | | | | | | | | |
| | | | | | | | | | | | | | | | | | | | | |
| | | | | | | | | | | | | | | | | | | | | |
| | | | | | | | | | | | | | | | | | | | | |
| | | | | | | | | | | | | | | | | | | | | |

* = will be provided by the HOD / Concerned Agency. PFMS: Public Finance Management System; SLS: State Linked Scheme-State Code.

Annexure-B

B. Schemes for which no funds are received by the District/ Council: For (Please visit <https://www.indiabudget.gov.in/index.php> and concerned Ministry / Department website to know the list of Central schemes of current and previous years)

| S.No | Administrative Department | Scheme Name | Reasons | Remarks if any |
|------|---------------------------|-------------|---------|----------------|
| 1 | Labour Welfare | NIL | NIL | |
| 2 | | | | |

MONTHLY STATUS OF FUND RECEIPT AND UTILISATION FOR THE MONTH OF NOVEMBER YEAR 2023.

A. For Schemes: Funds received.

| S.No | Admin. Dept. | Name of Scheme (+Implementation Agency) | PFMS Code & SLS Code | Category CS/CSS/ State/ EAP etc. | Opening Balance With CNA /SNA/Others- as applicable. | | Opening Balance with the District/Council/ Others-- as applicable. | | Current Year Allocation to District* | | Fund received in the current Year | | Total funds available for Scheme | Funds utilised- till now Amount & (% in bracket) | | Amount for which UCs are pending at the end of previous year | Utilisation Certificate submitted against total available funds for the current year | Amount for which UCs are pending as on date. | | Remarks |
|------|--------------------|---|----------------------|----------------------------------|--|-------------|--|-------------|--------------------------------------|-------------|-----------------------------------|-------------|----------------------------------|--|-------------------|--|--|--|-----------------|---------|
| | | | | | Central Share | State Share | Central Share | State Share | Central Share | State Share | Central Share | State Share | | Central Share | State Share | | | Of Previous Year | Of Current Year | |
| 1 | 2 | 3 | 4 | 5 | 6 | 7 | 8 | 9 | 10 | 11 | 12 | 13 | 14 | 15 | 16 | 17 | 18 | 19 | 20 | 21 |
| 1 | Fishery Department | Pradhan mantrir matshya sampoda yojana | AS-178 | CSS | 521.1618 | 62.4902 | 521.1618 | 62.4902 | 421.3182 | 49.4798 | 168.6666 | 20.5674 | 33.18211 | 491.90290 (94%) | 58.57254 (94%) | Nil | 81.8345 | Nil | Nil | |

District Fishery Dev. Officer
Bongaigaon

Annexure-B

B. Schemes for which no funds are received by the District/ Council: For (Please visit <https://www.indiabudget.gov.in/index.php>- and concerned Ministry / Department website to know the list of Central schemes of current and previous years)

| S.No | Administrative Department | Scheme Name | Reasons | Remarks if any |
|------|---------------------------|-------------|---------|----------------|
| 1 | Fishery Departmentt | Nil | Nil | Nil |

District Fishery Dev. Officer
Bongaigaon

Physical Progress of Works under different Schemes/ Programmes/Projects across Departments- of Current Year

| S.No | Admin. Dept. | Name of Scheme | Number of Works sanctioned in the current Year | Progress of Current Year works / Services- Categorise number of works based on the stage of physical progress | | | | | |
|----------|-------------------------------|-------------------------------|--|---|--------|------------------|--------|-----------------|-------------------|
| | | | | 100% | 75-99% | 50-74% | 25-49% | 1-25% | Not started |
| A | Fishery Department | PMMSY, 2022-23 | | | | | | | |
| 1 | | Fin Fish Hatchery | 2 nos. | | 1 | 1 | | | |
| 2 | | New Rearing pond | 46 nos./ 8.00 ha | 46 nos./ 8.00 ha | | | | | |
| 3 | | New pond construction | 38 nos./ 11.00 ha | 38 nos./ 11.00 ha | | | | | |
| 4 | | Inputs for fish farming | 38 nos./ 11.00 ha | | | | | | 38 nos./ 11.00 ha |
| 5 | | Inputs for IFS under NEH | 21 nos./ 6.50 ha | | | | | | 21 nos./ 6.50 ha |
| 6 | | FL stocking in wetlands | 5 nos./ 90.00 ha | | | | | | 5 nos./ 90.00 ha |
| 7 | | Backyard ornamental unit | 4 nos. | 4 no. | | | | | |
| 8 | | Pen culture | 2 nos./ 2.00 ha | 2 no./ 2.00 ha | | | | | |
| 9 | | Mini Feed mill (2ton/day) | 1 nos. | | | 1 no. | | | |
| 10 | | Large Feed mill (20ton/day) | 1 nos. | | | 1 no. | | | |
| 11 | | Boat & Net (Replacement) | 2 nos. | 2 nos. | | | | | |
| 12 | Livelihood support to fishers | 500 nos. | 110 nos. | | | | | 390 nos. | |
| B | | APART, 2022-23 | | | | | | | |
| 1 | | Polyculture Demonstration | 14 nos./ 5.00 ha | 14 nos./ 5.00 ha | | | | | |
| 2 | | Beel Fishery | 1 no./ 10.00 ha | | | | | 1 no./ 10.00 ha | |
| C | | APART, 2023-24 | | | | | | | |
| 1 | | Polyculture Demonstration | 15 nos./ 5.00 ha | | | 15 nos./ 5.00 ha | | | |
| D | | PMMSY, 2023-24 | | | | | | | |
| 1 | | Fin Fish Hatchery | 1 no. | | | | | | |
| 2 | | New Rearing pond | 42 nos./ 8.00 ha | | | | | | |
| 3 | | New pond construction | 43 nos./ 11.00 ha | | | | | | |
| 4 | | Inputs for fish farming | 43 nos./ 11.00 ha | | | | | | |
| 5 | | FL stocking in wetlands | 2 nos./ 30.00 ha | | | | | | |
| 6 | | Pen culture | 4 nos./ 4.00 ha | | | | | | |
| 7 | | Three wheeler with ice box | 3 nos. | | | | | | |
| 8 | | Mini Feed mill (2ton/day) | 1 nos. | | | | | | |
| 9 | | Freshwater Pearl Farming | 5 nos. | | | | | | |
| 10 | | Livelihood support to fishers | 300 nos. | | | | | | |

DLC approved beneficiaries list has been submitted to the Directorate of Fisheries, Assam, Guwahati

Physical Progress of Works under different Schemes/ Programmes/Projects across Departments- of Previous Years

| S.No | Admin. Dept. | Name of Scheme | Total Number of Works pending as on the last date of previous Financial Year | Number of Years delayed for completion - as on the last date of last Financial Year-Categorise works based on the delay in completion. | | | | | Progress of Pending works of previous Years pending as on the last date of last Financial Year-Categorise works based on | | | | | | |
|------|--------------------|-----------------------|--|--|---------------|--------------|-----|-------|--|--------|--------|--------|-------|-------------|--|
| | | | | Less than 1 Yr | >=1 to <3 Yrs | >=3 to <5Yrs | >=5 | Total | 100% | 75-99% | 50-74% | 25-49% | 1-25% | Not started | |
| A | Fishery Department | PMMSY, 2021-22 | | | | | | | | | | | | | |
| 1 | | Fish Hatchery | 1 no. | Less than 1 Yr | | | | | 1 no. | | | | | | |
| 2 | | Medium RAS | 1 no. | Less than 1 Yr | | | | | 1 no. | | | | | | |

District Fishery Dev. Officer
Bongaigaon

Monthly status of Fund Receipt and utilisation for the month of November Year 2023

A. For the Schemes: Funds received

| S. No. | Admin. Dept. | Name Of scheme (+ Implementation agency) | PFMS Code & Sls Code | Category CS/ CSS/ State/ EAP etc. | Opening Balance with CNA/ SNA/ Others- as applicable | | Opening Balance with the district/ council/ others as applicable | | Current Year Allocation to district | | Fund Received in the current Year | | Total funds available for scheme | Funds utilised till now Amount & (% in Bracket) | | Amount for which Ucs are pending at the end of previous year | Utilisation certificate Submitted against total available funds for the current year | Amount for which Ucs are pending as on date | | Remarks |
|--------|--------------|--|----------------------|-----------------------------------|--|-------------|--|-------------|-------------------------------------|-------------|-----------------------------------|-------------|----------------------------------|---|-------------|--|--|---|-----------------|---------|
| | | | | | Central Share | State Share | Central Share | State Share | Central Share | State Share | Central Share | State Share | | Central Share | State Share | | | Of previous year | of current year | |
| 1 | 2 | 3 | 4 | 5 | 6 | 7 | 8 | 9 | 10 | 11 | 12 | 13 | 14 | 15 | 16 | 17 | 18 | 19 | 20 | 21 |
| 1 | Excise | Nil | NA | NA | NA | NA | NA | NA | NA | NA | NA | NA | NA | NA | NA | NA | NA | NA | NA | NA |
| | | | | | | | | | | | | | | | | | | | | |
| | | | | | | | | | | | | | | | | | | | | |
| | | | | | | | | | | | | | | | | | | | | |
| | | | | | | | | | | | | | | | | | | | | |
| | | | | | | | | | | | | | | | | | | | | |
| | | | | | | | | | | | | | | | | | | | | |
| | | | | | | | | | | | | | | | | | | | | |
| | | | | | | | | | | | | | | | | | | | | |
| | | | | | | | | | | | | | | | | | | | | |
| | | | | | | | | | | | | | | | | | | | | |
| | | | | | | | | | | | | | | | | | | | | |
| | | | | | | | | | | | | | | | | | | | | |
| | | | | | | | | | | | | | | | | | | | | |
| | | | | | | | | | | | | | | | | | | | | |

*= will be provided by the HOD / Concerned Agency PFMS: Public Finance Management ; SLS: State Link Scheme -State code.

B. Schemes for which no funds are received by the District/Council: For (Please visit-<https://www.indiabudget.gov.in/index.php>- and concerned Ministry/Department website to know the list of Central Schemes of current and previous year.)

| SI No. | Administrative Department | Scheme Name | Reasons | Remarks if any |
|--------|---------------------------|-------------|---------|----------------|
| 1 | Excise | Nil | NA | |
| | | | | |
| | | | | |
| | | | | |

Monthly status of Fund Receipt and utilisation for the month of November Year 2023.

A. For the Schemes: Funds received

| S. No. | Admin. Dept. | Name Of scheme (+ Implementation agency) | PFMS Code & SIs Code | Category CS/ CSS/ State/ EAP etc. | Opening Balance with CNA/ SNA/ Others- as applicable | | Opening Balance with the district/ council/ others as applicable | | Current Year Allocation to district | | Fund Received in the current Year | | Total funds available for scheme | Funds utilised till now Amount & (% in Bracket) | | Amount for which Ucs are pending at the end of previous year | Utilisation certificate Submitted against total available funds for the current year | Amount for which Ucs are pending as on date | | Remarks |
|--------|--------------|--|----------------------|-----------------------------------|--|-------------|--|-------------|-------------------------------------|-------------|-----------------------------------|-------------|----------------------------------|---|-------------|--|--|---|-----------------|---------|
| | | | | | Central Share | State Share | Central Share | State Share | Central Share | State Share | Central Share | State Share | | Central Share | State Share | | | Of previous year | of current year | |
| 1 | 2 | 3 | 4 | 5 | 6 | 7 | 8 | 9 | 10 | 11 | 12 | 13 | 14 | 15 | 16 | 17 | 18 | 19 | 20 | 21 |
| 1 | Transport | Nil | NA | NA | NA | NA | NA | NA | NA | NA | NA | NA | NA | NA | NA | NA | NA | NA | NA | NA |
| | | | | | | | | | | | | | | | | | | | | |
| | | | | | | | | | | | | | | | | | | | | |
| | | | | | | | | | | | | | | | | | | | | |
| | | | | | | | | | | | | | | | | | | | | |
| | | | | | | | | | | | | | | | | | | | | |
| | | | | | | | | | | | | | | | | | | | | |
| | | | | | | | | | | | | | | | | | | | | |
| | | | | | | | | | | | | | | | | | | | | |
| | | | | | | | | | | | | | | | | | | | | |

*= will be provided by the HOD / Concerned Agency PFMS: Public Finance Management ; SLS: State Link Scheme -State code.

B. Schemes for which no funds are received by the District/Council: For (Please visit-<https://www.indiabudget.gov.in/index.php>- and concerned Ministry/Department website to know the list of Central Schemes of current and previous year.)

| Sl No. | Administrative Department | Scheme Name | Reasons | Remarks if any |
|--------|---------------------------|-------------|---------|----------------|
| 1 | Transport | Nil | NA | |
| | | | | |
| | | | | |

ANNEXURE-A

Monthly status of fund receipt and utilisation for the month of November year 2023-24

A. For Schemes: funds received

| 1 | 2 | 3 | 4 | 5 | 6 | | 8 | 9 | 10 | | 12 | | 14 | 15 | | 17 | 18 | 19 | 20 | 21 |
|-------------------|--|-------|-----------------------------|---|---------------|-------------|-----|-----|---------------|-------------|---------------|-------------|-----------|---------------|-------------|---------|-----|-----|-----------|-----|
| | | | | | Central Share | State Share | | | Central Share | State Share | Central Share | State Share | | Central Share | State Share | | | | | |
| 1 | 2 | 3 | 4 | 5 | 6 | 7 | 8 | 9 | 10 | 11 | 12 | 13 | 14 | 15 | 16 | 17 | 18 | 19 | 20 | 21 |
| Soil Conservation | WDC-PMKSY 2.0 (State Level Nodal Agency) | AS-83 | Central Share & State Share | | 76.46625 | 8.49625 | --- | --- | --- | --- | 112.03252 | 12.44805 | 209.44307 | 176.55290 | 7.22350 | 84.9625 | --- | 0 | 209.44307 | |
| SOPD-GA | RIDF | --- | State Share | | --- | --- | --- | --- | --- | --- | --- | --- | --- | --- | --- | --- | --- | --- | --- | --- |
| | | | | | | | | | | | | | | | | | | | | |

Submitted,



Project Manager, WDC-PMKSY 2.0, Bongaigaon
&
Divisional Officer
Barpeta Soil Conservation Division
Barpeta

B. Schemes for which no funds are received by the District/Council:**ANNEXURE-B**

| Sl. No. | Administrative Department | Scheme Name | Reason | Remarks if any |
|---------|------------------------------|--|--------|----------------|
| 1 | Soil Conservation Department | Drainage Channel at Jogipara | ----- | |
| 2 | | RCC Check Dam at Betbari | ----- | |
| 3 | | Excavated Pond at Betbari | ----- | |
| 4 | | Brick Canal at Kharija Dolaigaon-I | ----- | |
| 5 | | Drainage Channel at Nowapara-I | ----- | |
| 6 | | Agri Bund at Mechpara | ----- | |
| 7 | | Agri Bund at Mechpara | ----- | |
| 8 | | Brick Channel at Hirapara | ----- | |
| 9 | | Excavated Pond at Kharija Dolaigaon-II | ----- | |
| 10 | | RCC Check Dam at Chaprakata-II | ----- | |
| 11 | | RCC Check Dam at Chaprakata-III | ----- | |
| 12 | | Agri Bund at Karebari | ----- | |
| 13 | | River Training cum Anti Erosion project (Bulder pitching) on the bank of Aie River at village Dumerguri & Santaspur under RIDF-XXIX | ----- | |
| 14 | | Erosion Control project at Sawnagaon under RIDF-XXIX | ----- | |
| 15 | | Manah River Training Project at Village Nowapqra Pt II under RIDF-XXIX | ----- | |

Submitted,



Project Manager, WDC-PMKSY 2.0, Bongaigaon
&
Divisional Officer
Barpeta Soil Conservation Division
Barpeta

Physical Progress of works under different Schemes/Programmes/Projects across Department of Current Year

| Sl. No. | Admin. Dept. | Name of Sceme | Number of Works sanctioned in the current Year | Progress of current year works/Services- Categories number of works based on the stage of physical Progress | | | | | | Remarks |
|---------|------------------------------|---------------|--|---|--------|--------|--------|-------|-------------|-------------------------------|
| | | | | 100% | 75-99% | 50-74% | 25-49% | 1-25% | Not started | |
| 1 | Soil Conservation Department | WDC-PMKSY 2.0 | 17 Nos. | 8 Nos. | 9 Nos. | --- | --- | --- | --- | |
| 2 | | RIDF | 2 Nos. | --- | --- | --- | --- | --- | --- | E tender process is going on' |
| 3 | | SOPD-G | Nil | Nil | | | | | | |

Submitted,



Project Manager, WDC-PMKSY 2.0, Bongaigaon
&
Divisional Officer
Barpeta Soil Conservation Division
Barpeta

**Physical Progress of works under different Schemes/Programmes/Projects across Department of
Previous Year**

ANNEXURE-D

| Sl. No. | Admin. Dept. | Total Numbers of works pending as on the last date of previous Financial Year | Number of Years delayed for completion as on the last date of last financial year categorise works based on the delay in completion | | | | | | Progress of Pending works of Previous years pending as on the last date of last financial year categorise works based on the stage of physical progress | | | | | |
|---------|-----------------------------|---|---|------------|------------|-------------|--------|-------|---|--------|---------|--------|-------|-------------|
| | | | Less than 1 yr. | 1 to 3 yrs | 3 to 5 yrs | 3 to 5 yrs. | 5 yrs. | Total | 100% | 75-99% | 50- 74% | 25-49% | 1-25% | Not started |
| 1 | Soil Conservation Depart | 0 Nos. (WDC-PMKSY 2.0) | Nil | Nil | Nil | Nil | Nil | Nil | Nil | Nil | Nil | Nil | Nil | Nil |
| 2 | | RIDF | Nil | Nil | Nil | Nil | Nil | Nil | Nil | Nil | Nil | Nil | Nil | Nil |
| 3 | | SOPD-G | Nil | 1 no. | Nil | Nil | Nil | Nil | Nil | Nil | Nil | Nil | Nil | Nil |

Submitted,



Project Manager, WDC-PMKSY 2.0, Bongaigaon
&
Divisional Officer
Barpeta Soil Conservation Division
Barpeta

Monthly status of Fund Receipt and utilisation for the month of November Year 2023

A. For the Schemes: Funds received

| S. No. | Admin. Dept. | Name Of scheme (+ Implementation agency) | PFMS Code & SIs Code | Category CS/ CSS/ State/ EAP etc. | Opening Balance with CNA/ SNA/ Others- as applicable | | Opening Balance with the district/ council/ others as applicable | | Current Year Allocation to district | | Fund Received in the current Year | | Total funds available for scheme | Funds utilised till now Amount & (% in Bracket) | | Amount for which Ucs are pending at the end of previous year | Utilisation certificate Submitted against total available funds for the current year | Amount for which Ucs are pending as on date | | Remarks |
|--------|-----------------------|--|----------------------|-----------------------------------|--|-------------|--|-------------|-------------------------------------|-------------|-----------------------------------|-------------|----------------------------------|---|-------------|--|--|---|-----------------|---------|
| | | | | | Central Share | State Share | Central Share | State Share | Central Share | State Share | Central Share | State Share | | Central Share | State Share | | | Of previous year | of current year | |
| 1 | 2 | 3 | 4 | 5 | 6 | 7 | 8 | 9 | 10 | 11 | 12 | 13 | 14 | 15 | 16 | 17 | 18 | 19 | 20 | 21 |
| 1 | Govt. ITI, Bongaigaon | NIL | NIL | NIL | NIL | NIL | NIL | NIL | NIL | NIL | NIL | NIL | NIL | NIL | NIL | NIL | NIL | NIL | NIL | |
| | | | | | | | | | | | | | | | | | | | | |
| | | | | | | | | | | | | | | | | | | | | |
| | | | | | | | | | | | | | | | | | | | | |
| | | | | | | | | | | | | | | | | | | | | |
| | | | | | | | | | | | | | | | | | | | | |
| | | | | | | | | | | | | | | | | | | | | |

*- will be provided by the HOD / Concerned Agency PFMS: Public Finance Management ; SLS: State Link Scheme -State code.

Annexure-B

B. Schemes for which no funds are received by the District/Council: For (Please visit-<https://www.indiabudget.gov.in/Index.php>- and concerned Ministry/Department website to know the list of Central Schemes of current and previous year.)

| Sl No. | Administrative Department | Scheme Name | Reasons | Remarks if any |
|--------|---------------------------|-------------|---------|----------------|
| 1 | Govt. ITI, Bongaigaon | NIL | NIL | |
| | | | | |
| | | | | |

for, Principal
Industrial Training Institute
Bongaigaon

Annexure-C

Physical Progress of Works under different Schemes / Programmes / Projects across Departments -of current year

| Sl No | Admin. Dept. | Name of Scheme | Number of Works Sanctioned in the Current Year | Progress of Current Year Works/Services- Categorise Number of Works based on the stage of Physical Progress | | | | | |
|-------|-----------------------|----------------|--|---|--------|--------|--------|-------|-------------|
| | | | | 100% | 75-99% | 50-74% | 25-49% | 1-25% | Not started |
| 1 | Govt. ITI, Bongaigaon | NIL | NIL | NIL | NIL | NIL | NIL | NIL | NIL |
| | | | | | | | | | |
| | | | | | | | | | |
| | | | | | | | | | |
| | | | | | | | | | |
| | | | | | | | | | |
| | | | | | | | | | |
| | | | | | | | | | |
| | | | | | | | | | |
| | | | | | | | | | |
| | | | | | | | | | |
| | | | | | | | | | |
| | | | | | | | | | |
| | | | | | | | | | |


 Principal
 Industrial Training Institute
 Bongaigaon

Physical Progress of Works under different Schemes / Programmes / Projects across Departments -of Previous year

| Sl. No. | Admin. Dept. | Name of Scheme | Total number of Works pending as on the last date of Previous Financial Year | Number of Years delayed for completion-as on the last date of last financial Year-Categorise works based on the delay in completion. | | | | | Progress of Pending works of Previous Years- pending as on the last date of last Financial Year-Categorise works based on the stage of physical progress | | | | | | |
|---------|-----------------------|----------------|--|--|---------------|---------------|-----|-------|--|--------|--------|--------|-------|-------------|-----|
| | | | | Less than 1 Year | >=1 to <3 yrs | >=3 to <5 yrs | >=5 | Total | 100% | 75-99% | 50-74% | 25-49% | 1-25% | NOT STARTED | |
| 1 | Govt. ITI, Bongaigaon | NIL | NIL | NIL | NIL | NIL | NIL | NIL | NIL | NIL | NIL | NIL | NIL | NIL | NIL |
| | | | | | | | | | | | | | | | |
| | | | | | | | | | | | | | | | |
| | | | | | | | | | | | | | | | |
| | | | | | | | | | | | | | | | |
| | | | | | | | | | | | | | | | |
| | | | | | | | | | | | | | | | |
| | | | | | | | | | | | | | | | |

for, Principal
 Industrial Training Institute
 Bongaigaon

Monthly status of Fund Receipt and utilisation for the month of November, 2023

A. For the Schemes: Funds received


| S. No. | Admin. Dept. | Name Of scheme (+ Implementation agency) | PFMS Code & Sls Code | Category CS/ CSS/ State/ EAP etc. | Opening Balance with CNA/ SNA/ Others- as applicable | | Opening Balance with the district/ council/ others as applicable | | Current Year Allocation to district | | Fund Received in the current Year | | Total funds available for scheme | Funds utilised till now Amount & (% in Bracket) | | Amount for which Ucs are pending at the end of previous year | Utilisation certificate Submitted against total available funds for the current year | Amount for which Ucs are pending as on date | | Remarks |
|--------|----------------------------|--|----------------------|-----------------------------------|--|-------------|--|-------------|-------------------------------------|-------------|-----------------------------------|-------------|----------------------------------|---|-------------|--|--|---|-----------------|--|
| | | | | | Central Share | State Share | Central Share | State Share | Central Share | State Share | Central Share | State Share | | Central Share | State Share | | | Of previous year | of current year | |
| 1 | 2 | 3 | 4 | 5 | 6 | 7 | 8 | 9 | 10 | 11 | 12 | 13 | 14 | 15 | 16 | 17 | 18 | 19 | 20 | 21 |
| 1 | Public Works NH & Building | NA | NA | NA | NA | NA | NA | NA | NA | NA | NA | NA | NA | NA | NA | NA | NA | NA | NA | NH-31 (old)/NH-17 (New) and NH-31B under the jurisdiction of Bongaigaon District was handed over to NHIDCL on 18/09/2020 |

*= will be provided by the HOD / Concerned Agency PFMS: Public Finance Management ; SLS: State Link Scheme -State code.

Annexure-B

B. Schemes for which no funds are received by the District/Council: For (Please visit-<https://www.indiabudget.gov.in/index.php> and concerned Ministry/Department website to know the list of Central Schemes of current and previous year.)

| Sl No. | Administrative Department | Scheme Name | Reasons | Remarks if any |
|--------|----------------------------|-------------|---------|----------------|
| 1 | Public Works NH & Building | Nil | Nil | NA |
| | | | | |
| | | | | |


 Executive Engineer, PWD(NH)
 Abhayapuri Construction Division
 Abhayapuri

Monthly status of fund receipt and utilisation for the Month of November /Year 2023

Annexure - A


| Sl. No | Admin Dept. | Name of scheme (+Implementation agency) | PFMS Code & SLS Code | Category CS/CSS/State/EAP etc. | Opening Balance With CNA/SNA/Others-as applicable | | Opening Balance with the district/Concl/Others--as applicable. | | Current Year Allocation to District* | | Fund received in the current Year | | Total funds available for scheme | Fund utilised till now Amount & (% in bracket) | | Amount for which UCS are pending at the end of previous year | Utilisation Certificate submitted against total available funds for the current year | Amount for which UCS are pending as on date. | | Remarks |
|--------|-----------------------|--|----------------------|--------------------------------|---|-------------|--|-------------|--------------------------------------|-------------|-----------------------------------|-------------|----------------------------------|--|----------------------|--|--|--|----|---------|
| | | | | | Central Share | State Share | Central Share | State Share | Central Share | State Share | Central Share | State Share | | Of Previous Year | Of Current Year | | | | | |
| 1 | 2 | 3 | 4 | 5 | 6 | 7 | 8 | 9 | 10 | 11 | 12 | 13 | 14 | 15 | 16 | 17 | 18 | 19 | 20 | 21 |
| 1 | Irrigation Department | Installation of Solar and Electrically Operated Hybrid Tube Well Scheme under 32-Bongaigaon LAC (7 Points) For the year 2022-23. | - | - | - | - | - | - | - | - | - | 40.00 L | 54.65488 L | - | 40.00 L (73.19%) | - | - | - | - | - |
| 2 | | Installation of Solar and Electrically Operated Hybrid Tube Well Scheme under 34-Abhayapuri North LAC (2 Points) For the year 2022-23. | - | - | - | - | - | - | - | - | - | 12.00 L | 15.61568 L | - | 12.00 L (76.85%) | - | - | - | - | - |
| 3 | | Borjhora FIS UNDER RIDF-XXVII (NABARD) for the year 2021-22 | - | - | - | - | - | - | - | - | - | 67.23268 L | 135.00 L | - | 67.23268 L (49.80%) | - | - | - | - | - |
| 4 | | Nigamghola F.I.S (Pt-I, II & III) Schemes under SOPD-G for the year 2020-21 under 32-Bongaigaon LAC | - | - | - | - | - | - | - | - | - | 93.44420 L | 199.99 L | - | 163.75004 L (81.88%) | - | - | - | - | - |

Executive Engineer
Bongaigaon Abhayapuri North Division
(Irrigation), Bongaigaon

B. Schemes for which no funds are received by the District/ Council:

Annexure- B

| S. No | Administrative Department | Scheme Name | Reasons | Remarks if any |
|-------|---------------------------|-------------|---------|----------------|
| 1 | Irrigation Department | | Nil | |


Executive Engineer
Bongaigaon Abhayapuri North Division
(Irrigation), Bongaigaon

Annexure-C

Physical Progress of Works under different Schemes/ Programmes/ Projects across Departments- of Current Year

| S. No | Admin. Dept. | Name of Scheme | Number of Works sanctioned in the current year | Progress of Current Year works/ Services-Categorise number of works based on the stage of physical progress | | | | | | Remarks |
|-------|-----------------------|----------------|--|---|--------|--------|--------|-------|-------------|---------|
| | | | | 100% | 75-99% | 50-74% | 25-49% | 1-25% | Not started | |
| 1 | Irrigation Department | | | NIL | | | | | | |

Executive Engineer

Bongaigaon Abhayapuri North Division
(Irrigation), Bongaigaon

Physical Progress of Works under different Schemes/ Programmes/ Projects across Departments- of Previous Years

Annexure-D

| S. No | Admin. Dept. | Name of Scheme | Total Number of Works pending as on the last date of previous Financial Year | Number of Years delayed for completion- as on the last date of last Financial Year- Categorise works based on the delay in completion. | | | | | | Progress of Pending works of previous Years pending as on the last date of last Financial Year- Categorise works based on the stage of physical progress. | | | | | | Remarks |
|-------|-----------------------|---|--|--|---------------|---------------|-----|-------|------|---|--------|--------|-------|-------------|---|--|
| | | | | Less than 1 Yr | >=1 to <3 Yrs | >=3 to <5 Yrs | >=5 | Total | 100% | 75-99% | 50-74% | 25-49% | 1-25% | Not started | | |
| 1 | Irrigation Department | Installation of Solar and Electrically Operated Hybrid Tube Well Scheme under 32- Bongaigaon LAC (7 Points) For the year 2022-23. | Electrical Works | Less than 1 Yr | - | - | - | - | - | 100% | 85% | - | - | - | - | Balance Works will be completed within the Month of December 2023. |
| 2 | | Installation of Solar and Electrically Operated Hybrid Tube Well Scheme under 34- Abhayapuri North LAC (2 Points) For the year 2022-23. | Electrical Works | Less than 1 Yr | - | - | - | - | - | 82% | - | - | - | - | - | Balance Works will be completed within the Month of December 2023. |
| 3 | | Borhora FIS UNDER RIDF-XXVII (NABARD) for the year 2021-22 | Guid Bund afflux Bund, Canal lining | 1 Year | - | - | - | - | - | 70% | - | - | - | - | - | Balance Works will be completed within the Month of January 2024. |
| 4 | | Nigamghola F.I.S (Pt-I, II & III) Schemes under SOPD-G for the year 2020-21 under 32- Bongaigaon LAC | Sluice Gate, Canal Lining | >2 Years | - | - | - | - | - | 96% | - | - | - | - | - | Balance Works will be completed within the Month of January 2024. |

Executive Engineer
 Bongaigaon Abhayapuri North Division
 (Irrigation), Bongaigaon

ANNEXURE -A
Format for submission of Monthly Progress Report for November, 2023

| Sl No | Name of Deptt | Name of Programme/ Scheme | Name of Item | Financial Progress (Rs. In Lakh) | | | | | Physical Progress | | | | Remarks | | |
|------------------------------|---|--|--|----------------------------------|---------------------------|--|------------------------|------------|---|--|------------------------|------------|--|--------|--|
| | | | | Fund Sanctioned | Fund Received | Commulative progress till previous month | Progress for the month | Comulative | Physical Target | Commulative progress till previous month | Progress for the month | Comulative | | | |
| 1 | 2 | 3 | 4 | 5 | 6 | 7 | 8 | 9 | 10 | 11 | 12 | 13 | 14 | | |
| 1 | | RIDF Scheme Phase - I | STW with Solar PV Pumpset | HQ | HQ | HQ | HQ | HQ | 274 Nos. | 274 Nos. | Nil | 274 Nos. | | | |
| | | | STW with Diesel Pumpset | HQ | HQ | HQ | HQ | HQ | 1688 Nos. | 1688 Nos. | Nil | 1688 Nos. | | | |
| 2 | | RIDF Scheme Phase - II | STW with Solar PV Pumpset (Surface) | HQ | HQ | HQ | HQ | HQ | 660 Nos. | 389 Nos. | 98 | 487 Nos. | Application Collection= 1893 Nos. DLSC Approved = 1868 Nos. Draft Collection (Surface)= 652 Nos. Draft Collection (Submersible)= 8 Nos. | | |
| | | | STW with Solar PV Pumpset (Submersible) | HQ | HQ | HQ | HQ | HQ | 08 Nos. | 7 Nos. | 0 | 7 Nos. | | | |
| | | | STW with Diesel Pumpset | HQ | HQ | HQ | HQ | HQ | 900 Nos. | 541 Nos. | 5 | 546 Nos. | D.D. Received:- 700 | | |
| 3 | | CMSGUY, 2021-22 | Mini Truck | HQ | HQ | HQ | HQ | HQ | Phase- I= 17 & II= 17 Nos. (1 No. Per G. P.) | 34 Nos. | Nil | 34 Nos. | | | |
| 4 | Asst. Executive Engineer (Agri), Bongaigaon | SMAM, 2017-18 | VLFMB | HQ | HQ | HQ | HQ | HQ | 5 Nos (HQ = 4 Nos+ Dist = 1 Nos) | 5 Nos. | Nil | 5 Nos. | | | |
| | | SMAM, 2021-22 (1st Installment) | VLFMB | HQ | HQ | HQ | HQ | HQ | 3 Nos. | 3 Nos. | Nil | 3 Nos. | | | |
| | | SMAM, 2021-22 (2nd Installment) | VLFMB | HQ | HQ | HQ | HQ | HQ | 5 Nos. | 5 Nos. | Nil | 5 Nos. | | | |
| | | SMAM, 2022-23 | VLFMB | HQ | HQ | HQ | HQ | HQ | 12 Nos. | 12 Nos. | Nil | 12 Nos. | | | |
| | | | Tractor (2WD) (40-70 PTO HP) | HQ | HQ | HQ | HQ | HQ | 2 Nos. | 2 Nos. | Nil | 2 Nos. | | | |
| | | | Rice Transplanter- 4 rows (self propelled) | HQ | HQ | HQ | HQ | HQ | 1 No. | 1 No. | Nil | 1 No. | | | |
| | | | Power Tiller (8 BHP & above) | HQ | HQ | HQ | HQ | HQ | 5 Nos. | 5 Nos. | Nil | 5 Nos. | | | |
| | | | Reaper | HQ | HQ | HQ | HQ | HQ | 7 Nos. | 7 Nos. | Nil | 7 Nos. | | | |
| | | | | | Thresher (Tractor Driven) | HQ | HQ | HQ | HQ | HQ | 1 No. | 1 No | Nil | 1 No | |
| | | 5 | | SMAM, 2023-24 | VLFMB | HQ | HQ | HQ | HQ | HQ | 02 Nos. | 2 Nos. | Nil | 2 Nos. | |
| Power Tiller (8 BHP & above) | HQ | | | | HQ | HQ | HQ | HQ | 11 Nos. | 11 Nos. | Nil | 11 Nos. | | | |
| Electric Weeder | HQ | | | | HQ | HQ | HQ | HQ | 02 Nos. | Nil | Nil | Nil | | | |
| 6 | | Knowledge Centre with Training & Input Storage | RIDF XXV | HQ | HQ | HQ | HQ | HQ | 1 No. at SDAO Office Campus, Abhayapuri | 90% | 2% | 92% | | | |
| | | | RIDF XXVII | HQ | HQ | HQ | HQ | HQ | 1 No. at Boitamari | 57% | 3% | 60% | | | |
| | | | RIDF XXVII | HQ | HQ | HQ | HQ | HQ | 1 No. at Jelkajhar | 1% | 0% | 1% | | | |
| | | | RIDF XXVII | HQ | HQ | HQ | HQ | HQ | 1 No. at Bidyapur | 27% | 7% | 34% | | | |


Asstt. Executive Engineer (Agri)
Bongaigaon

| Sl No | Name of Deptt | Name of Programme/ Scheme | Name of Item | Financial Progress (Rs. In Lakh) | | | | | Physical Progress | | | | Remarks |
|-------|--|---|--------------|----------------------------------|---------------|--|------------------------|------------|--|--|------------------------|------------|---|
| | | | | Fund Sanctioned | Fund Received | Commulative progress till previous month | Progress for the month | Comulative | Physical Target | Commulative progress till previous month | Progress for the month | Comulative | |
| 1 | 2 | 3 | 4 | 5 | 6 | 7 | 8 | 9 | 10 | 11 | 12 | 13 | 14 |
| 7 | Asst. Executive Engineer (Agri), Bongaigaon | Construction of Office of Agriculture Development Officer | APART | HQ | HQ | HQ | HQ | HQ | 1 No. at Tapattary | 58% | 9% | 67% | |
| | | | | HQ | HQ | HQ | HQ | HQ | 1 No. at Rangapani G.P Office Campus | 42% | 8% | 50% | |
| | | | | HQ | HQ | HQ | HQ | HQ | 1 No. at ADO's Residence Campus Patiladoha | 85% | 2% | 87% | |
| | | | | HQ | HQ | HQ | HQ | HQ | 1 No. at Manikpur ADO's Residence Campus | 0 | 0 | 0 | Side is already handed over to Contractor on 13-07-2023 |
| | | | | HQ | HQ | HQ | HQ | HQ | 1 No. at Chalantapara Bazar | 0 | 0 | 0 | Land Issue |


 Asst. Executive Engineer (Agri)
 Bongaigaon
 Asst. Executive Engineer (Agri)
 Bongaigaon

Monthly status of Fund receipt and utilisation for the Month of November, 2023

A. For Schemes: Funds received.
ULB: Abhayapuri Municipal Board

| Sl. No | Admin. Dept. | Name of Scheme (Implementation Agency) | PFMS Code & SLS Code | Category CS/CSS/ State/ EAP etc. | Opening Balance With CRA/ SNA/ Others- as applicable. (April, 2023) | | Opening Balance with the District /Council/ Others- as applicable. | | Current Year Allocation to District* | | Fund received in the current Year | | Total funds available for Scheme | Funds utilised- till now Amount & (% in bracket) | | Amount for which UCs are pending at the end of previous year | Utilisation Certificate submitted against total available funds for the current year | Amount for which UCs are pending as on date. | | Remarks | |
|--------|-----------------------|--|--|----------------------------------|---|-------------|--|-------------|--------------------------------------|-------------|-----------------------------------|-------------|----------------------------------|--|-------------|--|--|--|-----------------|---|----------------|
| | | | | | Central Share | State Share | Central Share | State Share | Central Share | State Share | Central Share | State Share | | Central Share | State Share | | | of Previous Year | of Current Year | | |
| | | | | | 15 | 16 | 17 | 18 | 19 | 20 | | | | | | | | | | | |
| 1 | 2 | 3 | 4 | 5 | 6 | 7 | 8 | 9 | 10 | 11 | 12 | 13 | 14 | 15 | 16 | 17 | 18 | 19 | 20 | 21 | |
| 1 | D O H U A | 15 th FC Tied 21-22 (1 st Inst.) | AS174 - RLB XV FC Assam | CS | 1,02,00,000.00 | 0 | 0 | 0 | 0 | 0 | 0 | 0 | 71,69,961.00 | 30,30,039.00 | 0 | UC not submitted | Not submitted | 0 | 71,69,961.00 | All the 14th and 15th FC (Tied/ Untied) Grand has credited in one single account as well as Opening Balance amount has taken on the based on fund wise expenditure. | |
| 2 | | 15 th FC Tied 21-22 (2 nd Inst.) | | CS | 1,02,00,000.00 | 0 | 0 | 0 | 0 | 0 | 0 | 0 | 0 | 1,02,00,000.00 | 0.00 | 0 | UC not submitted | Not submitted | 0 | | 1,02,00,000.00 |
| 3 | | 15 th FC Untied 20-21 (2 nd Inst.) | | CS | 67,53,000.00 | 0 | 0 | 0 | 0 | 0 | 0 | 0 | 0 | 67,53,000.00 | 0 | 0 | UC not submitted | Not submitted | 0 | | 67,53,000.00 |
| 4 | | 15 th FC Untied 21-22 (1 st Inst.) | | CS | 61,73,000.00 | 0 | 0 | 0 | 0 | 0 | 0 | 0 | 0 | 61,73,000.00 | 0 | 0 | UC not submitted | Not submitted | 0 | | 61,73,000.00 |
| 5 | | 15 th FC Untied 21-22 (2 nd Inst.) | | CS | 61,73,000.00 | 0 | 0 | 0 | 0 | 0 | 0 | 0 | 0 | 61,73,000.00 | 0 | 0 | UC not submitted | Not submitted | 0 | | 61,73,000.00 |
| 6 | | 15 th FC Tied 21-22 (1 st Inst.) | | CS | 92,18,000.00 | 0 | 0 | 0 | 0 | 0 | 0 | 0 | 0 | 92,18,000.00 | 0 | 0 | UC not submitted | Not submitted | 0 | | 92,18,000.00 |
| 7 | | 15 th FC (2 nd Inst.) | | CS | 92,18,000.00 | 0 | 0 | 0 | 0 | 0 | 0 | 0 | 0 | 92,18,000.00 | 0 | 0 | UC not submitted | Not submitted | 0 | | 92,18,000.00 |
| 8 | | 15 th FC (1 st Inst. Untied fund for the year 2022-23) | | CS | 63,66,000.00 | 0 | 0 | 0 | 0 | 0 | 0 | 0 | 0 | 63,66,000.00 | 0 | 0 | UC not submitted | Not submitted | 0 | | 63,66,000.00 |
| 9 | | 14 th PC GBG 2019-20 | AS172 - AS GRANT FOR LOCAL BODIES/UREA | CS | 1,82,70,000.00 | 0 | 0 | 0 | 0 | 0 | 0 | 0 | 1,82,70,000.00 | 0 | 0 | UC not submitted | Not submitted | 0 | 1,82,70,000.00 | | |

* * will be provided by the HOD / Concerned Agency. PFMS: Public Finance Management System; SLS: State Linked Scheme-State Code.


 Executive Officer
 Abhayapuri Municipal Board


B. Schemes for which no funds are received by the District/ Council: For (Please visit <https://www.indiabudget.gov.in/index.php>- and concerned Ministry / Department website to know the list of Central schemes of current and previous years)

| S.No | Administrative Department | Scheme Name | Reasons | Remarks if any |
|------|---------------------------|-------------|---------|----------------|
| 1 | - | - | - | - |
| 2 | - | - | - | - |



Executive Officer
Abhayapuri Municipal Board



| Physical progress of works under different Schemes/Programmes/projects across Departments of current year | | | | | | | | | | | |
|---|------------|----------------|--|--|--|--------|--------|--------|-------|-------------|--|
| SL No. | Admin Dept | Name of scheme | Name of work | Number of works sanctioned in the current year | Progress of current year works/Service -Categorise number of works based on the stage of physical progress | | | | | | |
| | | | | | 100% | 75-99% | 50-74% | 25-49% | 1-25% | Not Started | |
| 1 | MDB | 15th F.C | Reconstruction of road from house of Satya Kalita to River Kalkura and construction of R.C.C slab over existing brick drain on road side in Ward No. 1 , Abhayapuri Town under 15th Finance Commission (2nd Instalment) for the year 2020-21 | NIL | 100% | | | | | | |
| 2 | MDB | 15th F.C | Re construction of road from house of Anju Pathak to house of Mohit Das in ward no.-1 ,Abhayapuri Town under 15th Finance Commission (2nd instalment) for the year 2020-21 | | 100% | | | | | | |
| 3 | MDB | 15th F.C | construction of culvert and drain near Rakhol Mondir Kalkurapar Ward No.1,Abhayapuri Town Under 15th Finance Commission (2nd instalment) for the year 2020-21 | | 100% | | | | | | |
| 4 | MDB | 15th F.C | Re-construction of road from house of Rabin Das (Piradhara Tiniali) to Hemanta Ray in Ward No. 2, Abhayapuri Town under 15th Finance Commission (2nd Instalment) for the year 2020-21 | | 100% | | | | | | |
| 5 | MDB | 15th F.C | reconstruction of road from house of Dilip Talukder to house of Gokul Ray at ward no.-2 , Abhayapuri Town under 15th finance commission 2020-21(2nd instalment) | | 100% | | | | | | |
| 6 | MDB | 15th F.C | Construction of road from house of Nayan Das to house of Bhupen Das in ward no.-II ,Abhayapuri Town under 15th Finance Commission (2nd instalment) for the year 2020-21 | | 100% | | | | | | |

| | | | | | | | | | | |
|----|-----|----------|---|-----|------|--|--|--|--|--|
| 7 | MDB | 15th F.C | Reconstruction of road from house of Niro Bala Das to house of Gopal Das in Ward No.3, Abhayapuri Town under 15th Finance Commission (2nd instalment) for the 2020-21 | NIL | 100% | | | | | |
| 8 | MDB | 15th F.C | Construction of road from Rowmari Maleghar road to house of Anawar Hussain in Ward No.3, Abhayapuri Town under 15th Finance Commission (2nd instalment) for the 2020-21 | | 100% | | | | | |
| 9 | MDB | 15th F.C | Reconstruction of road from house of Kameswar Kalita to Laxmi Mandir (Tengnamari) in ward no.-4 , Abhayapuri Town under 15th Finance Commission 2nd instalment for the year 2020-21 | | 100% | | | | | |
| 10 | MDB | 15th F.C | Reconstruction of road from Tengnamari Road to Burial Ground (Tengnamari) Part-I in ward no.-4, Abhayapuri Town under 15th Finance Commission 2nd instalment 2020-21 | | 100% | | | | | |
| 11 | MDB | 15th F.C | Reconstruction of road from Tengnamari Road to Burial Ground (Tengnamari) Part-II in ward no.-4, Abhayapuri Town under 15th Finance Commission 2nd instalment 2020-21 | | 100% | | | | | |
| 12 | MDB | 15th F.C | Construction of culvert near house of Mokshed Ali at Tengnamari ward no.-4, Abhayapuri Town Under 15th Finance Commission 2020-21 (2nd instalment) | | 100% | | | | | |
| 13 | MDB | 15th F.C | Reconstruction of road from house of Saraju Devi to Main Road in Ward No.5, Abhayapuri Town under 15th Finance Commission (2nd instalment) for the 2020-21 | | 100% | | | | | |
| 14 | MDB | 15th F.C | Construction of pre-cast R.C.C Slab over Brick drain (Foot path) from Pachduar Doul Mandir to Main Road culvert in Ward No-6, Abhayapuri under Under 15 th finance commission 2020-21 2nd Instalment for the year 2020-21 | | 100% | | | | | |

| | | | | | | | | | | |
|----|-----|----------|--|-----|------|--|--|--|--|--|
| 15 | MDB | 15th F.C | Construction of road from house of Kamal Das to house of Phulcharan Das in Ward No.6 , Abhayapuri Town under 15th Finance Commission (2nd instalment) for the year 2020-21 | NIL | 100% | | | | | |
| 16 | MDB | 15th F.C | Reconstruction of road from house of Monoj Ray to Jaymoti Das in Ward No. 7 , Abhayapuri Town under 15th Finance Commission (2nd instalment) for the year 2020-21 | | 100% | | | | | |
| 17 | MDB | 15th F.C | Estimate for construction of culvert near house of Joymoti Das in Ward No.7, Abhayapuri Town Under 15th Finance Commission (2nd instalment) for the year 2020-21 | | 100% | | | | | |
| 18 | MDB | 15th F.C | Construction of road from Principal main road to house of Simanta Kalita in Ward No. 8, Abhayapuri Town under 15th Finance Commission 2nd instalment for the year 2020-21 | | 100% | | | | | |
| 19 | MDB | 15th F.C | Construction of road from Principal main road to house of Dibakar Das in Ward No. 8, Abhayapuri Town under 15th Finance Commission 2nd instalment for the year 2020-21 | | 100% | | | | | |
| 20 | MDB | 15th F.C | Construction of road from house of Bijay Rajbhar to Nandu Rajbhar in Ward No. 9 , Abhayapuri Town under 15th Finance Commission 2nd instalment for the year 2020-21 | | 100% | | | | | |
| 21 | MDB | 15th F.C | Reconstruction of road from house of Pares Ray to Anup Das in Ward No.10 , Abhayapuri Town under 15th Finance Commission 2nd instalment for the year 2020-21 | | 100% | | | | | |
| 22 | MDB | 15th F.C | Reconstruction of road from house of Annaram Ray to Naba Nath in ward no.-10 , Abhayapuri Town under 15th Finance Commission 2nd instalment for the year 2020-21 | | 100% | | | | | |


| | | | | | | | | | | |
|----|-----|----------|---|-----|------|--|--|--|----|--|
| 23 | MDB | 15th F.C | Construction of slab culvert near house Shiva Ray Medhi of in Ward No.-10, (Near Deohati M.E School) Abhayapuri Town Under 15th Finance Commission 2nd instalment for the year 2020-21 | NIL | 100% | | | | | |
| 24 | MDB | 15th F.C | Reconstruction of road from house of Rajib Baishya to Ganga Prasad in Ward No.11 , Abhayapuri Town under 15th Finance Commission (2nd instalment) for the year 2020-2021 | | | | | | 5% | |
| 25 | MDB | 15th F.C | Reconstruction of Batabari road (Byelane-I) from house of Chittaranjan Pathak to Kamal Ray at Ward No.11 , Abhayapuri Town under 15th Finance Commission (2nd instalment)for the year 2020-21 | | 100% | | | | | |

Executive Officer
Abhayapuri Municipal Board



**Physical progress report of works under different Schemes/Programmes/projects across
Department of Previous year**

| SL No. | Admin Dept | Name of scheme | Total number of works pending as on the last date of previous Financial year | Number of years delayed for completion - as on the last date of last Financial year- Categories works based on the delayed in completion | | | | | Progress of current year works/Service -Categorise number of works based on the stage of physical progress | | | | | | |
|--------|------------|-----------------------------|--|--|-------------|--------------|-----|-------|--|--------|--------|--------|-------|-------------|--|
| | | | | Less than 1Yr | >=1 to 3Yrs | >=3 to 5 Yrs | >=5 | Total | 100% | 75-99% | 50-74% | 25-49% | 1-25% | Not Started | |
| 1 | MDB | SOPD - ODS (Drain) 2019-20. | 6 | | 6 | | | 6 | | | | | | 5% | |


Executive Officer

Abhayapuri Municipal Board

Department of Housing and Urban Affairs

| Sl. No. | Subject | Progress |
|----------------|--|--|
| 1 | Assess and ensure collection of property tax using the electricity consumption data | Electricity consumption data have been link with each property tax payer through Assam Urban portal. Demand notice of property tax served to tax payer. Property tax has been collected through online mode. Total Property Tax Demand : Rs. 1,27,81,786.00 Total Property Tax collection: Rs. 16,24,948.00 |
| 2 | Earmark land for garbage transportation stations in ULBs. If required the land vacated due to amalgamation of school may be used/ reserved | Land for dumping ground is being identified at 8 th APBN Campus. |
| 3 | Priority to removal of legacy waste | Bioremediation of legacy waste is being undertaken under 15 th FC (Tied fund) at Abhayapuri Bus Stand, Ward No.1 |
| 4 | PMAY- Urban | <ol style="list-style-type: none">1. Data entry/Attachment in CMIS of replacement beneficiaries' work is in progress and Geo Tagging is in progress.2. Time to time interaction with ward commissioners are done regarding grounding and completion of houses.3. More Notices have been issued to the beneficiaries for completion of houses within stipulated time provided.4. Regular visit to the beneficiary houses by geo-taggers.5. Visit by JE, CPM and ULB staff to the beneficiary houses and instructed to complete the houses at the earliest.6. "PMAY - Urban 100 Days Incentive Programme 2024" work has been started. |


Executive Officer
Abhayapuri Municipal Board

Monthly status of Fund receipt and utilization for the Month of November Year 2023

Annexure-A

A. For Schemes: Funds received.

| S.No | Ad min. Dep t. | Name of Scheme (+Imple- mentation Agency) | PFMS Code& SLS Code | Category CS/CSS/ State/ EAP etc. | Opening Balance With CNA /SNA/Others- as applicable. | | Opening Balance with the District/Council/ Others-- as applicable. | | Current Year Allocation to District* | | Fund received in the current Year | | Total funds available for Scheme | Funds utilised- till now Amount & (% in bracket) | | Amount for which UCs are pending at the end of previous year | Utilisation Certificate submitted against total available funds for the current year | Amount for which UCs are pending as on date. | | Remarks |
|------|--------------------|--|---------------------|----------------------------------|--|-------------|--|-------------|--------------------------------------|-------------|-----------------------------------|-------------|----------------------------------|--|-------------|--|--|--|-----------------|-----------------------|
| | | | | | Central Share | State Share | Central Share | State Share | Central Share | State Share | Central Share | State Share | | Central Share | State Share | | | Of Previous Year | Of Current Year | |
| 1 | 2 | 3 | 4 | 5 | 6 | 7 | 8 | 9 | 10 | 11 | 12 | 13 | 14 | 15 | 16 | 17 | 18 | 19 | 20 | 21 |
| 1 | A.H.& Vety. Deptt. | NADCP/ Directorate | | CS | - | - | - | - | - | - | - | - | 900636/- | 734760/- (81.58%) | - | - | 734760/- | - | - | Fund available at SNA |
| 2 | -Do- | NLM/Directorate | | CS / CSS | - | - | - | - | - | - | - | - | 3357592/- | 1768747/- (52.68%) | - | - | 1768747/- | - | - | On the Process |
| 3 | -Do- | APART (PVC) | | EAP | - | - | - | - | - | - | - | - | 114000/- | 1050000/- (92%) | - | - | 105000/- | - | - | Fund received by DAO |

* = will be provided by the HOD / Concerned Agency. PFMS: Public Finance Management System; SLS: State Linked Scheme-State Code.

Annexure-B

B. Schemes for which no funds are received by the District/ Council: For (Please visit <https://www.indiabudget.gov.in/index.php> and concerned Ministry / Department website to know the list of Central schemes of current and previous years)

| S.No | Administrative Department | Scheme Name | Reasons | Remarks if any |
|------|---------------------------|-------------|---------|----------------|
| 1 | A.H. & Vety. Deptt. | NIL | | |
| 2 | | | | |

Physical Progress of Works under different Schemes/ Programmes/Projects across Departments- of Current Year

| S.No | Admin. Dept. | Name of Scheme | Number of Works sanctioned in the current Year | Progress of Current Year works / Services- Categorise number of works based on the stage of physical progress | | | | | | |
|------|--------------------|----------------|--|---|--------|--------|--------|-------|-------------|---|
| | | | | 100% | 75-99% | 50-74% | 25-49% | 1-25% | Not started | |
| 1 | A.H.& Vety. Deptt. | NIL | NIL | - | - | - | - | - | - | - |

Physical Progress of Works under different Schemes/ Programmes/Projects across Departments- of Previous Years

| S.No | Admin. Dept. | Name of Scheme | Total Number of Works pending as on the last date of previous Financial Year | Number of Years delayed for completion - as on the last date of last Financial Year-Categorise works based on the delay in completion. | | | | | Progress of Pending works of previous Years pending as on the last date of last Financial Year-Categorise works based on the stage of physical progress | | | | | | |
|------|-----------------|----------------|--|--|---------------|--------------|-----|-------|---|--------|--------|--------|-------|-------------|--|
| | | | | Less than 1 Yr | >=1 to <3 Yrs | >=3 to <5Yrs | >=5 | Total | 100% | 75-99% | 50-74% | 25-49% | 1-25% | Not started | |
| 1 | A.H.Vety. Deptt | NADCP | - | | | | | NA | | √ | | | | | |
| 2 | -Do- | NLM | 3 Nos | √ | √ | | | | | | √ | | | | Pending works- 1. Rural Backyard Goat & sheep development program phase II 2. Fodder production by individual farmers 3. Distribution of hand driven chaff cutter. (on the process) |
| 3 | -Do- | APART (PVC) | Nil | | | | | | | √ | | | | | |

Dr. Faruk Akhtar
District A.H & Veterinary Officer
Bongaigaon

Monthly status of Fund receipt & utilization for the Month of November, Year 2023

Annexure-A

A. For Schemes : Fund Received

| Sl. No | Admns. Dept | Name of Scheme (+Implementing Agency) | PF MS Code & SLS Code | Category CS/CSS/ State/ EAP etc. | Opening Balance with CAN/SNA/Others as applicable | | Opening Balance with District/Council/ Others as applicable | | Current Year allocation to district | | Fund received in the current Year | | Total funds Available For Scheme | Funds utilized Till now Amount & (% in bracket) | | Amount for which UCs are pending at the end of previous year | Utilization Certificate Submitted Against total Available funds for the current year | Amount for which UCs are pending as on date | | Remarks |
|--------|---|--|-----------------------|--|---|-------------|---|-------------|-------------------------------------|-------------|-----------------------------------|-------------|--|---|-------------|--|--|---|-----------------|---------|
| | | | | | Central Share | State Share | Central Share | State Share | Central Share | State Share | Central Share | State Share | | Central Share | State Share | | | Of Previous Year | Of Current Year | |
| | | | | | 6 | 7 | 8 | 9 | 10 | 11 | 12 | 13 | | 14 | 15 | | | 16 | 17 | |
| 1 | Handloom Textile and Sericulture department (HTS) | Implementing Agency: Directorate of Sericulture | Nil | EAP (World Bank Finance Project ,APART) | | | | | | | | | Fund record is not available in the District. It is with DOS | | | | | | | |

*=will be provided by the HOD / Concerned Agency PFMS Public Finance Management System , SLS State Linked Scheme State Code

**Assistant Director of Sericulture,
Bongaigaon, Assam**

Annexure -B

B. Schemes for which no funds are received by the District / Council : For

| Sl No | Administrative Department | Scheme Name | Reason | Remarks if any |
|-------|--|------------------------------------|--------|---|
| 1. | Handloom Textile and Sericulture Department (HT&S) | World Bank Financed Project ,APART | | For 100 Nos. Beneficiaries 1 st installment has been released for construction of Eri Rearing house and for the same beneficiary installment has been released by the PD, ATMA, Bongaigaon through NEFT/DBT for ½ Acre of Kesseru Plantation . |

Physical Progress of works under different Schemes / Programmes / Projects across Departments of current Year

Annexure –C

| Sl No | Administrative Department | Name of the Schemes | Number of Works sanctioned in the current Year | Progress of Current Year works / services – Categories number of works based on the stage of physical progress | | | | | | Remarks | |
|-------|--|---------------------|--|--|--------|--------|--------|--------|-------|---------|--|
| | | | | 100% | 75-99% | 50-74% | 50-74% | 25-49% | 1-25% | | Not Started |
| 1 | Handloom Textile and Sericulture Department (HT&S) | 1.APART | 3 (Three) Nos. | 100 % | | | | | | | 1)100 Nos.Beneficiary list already selected and approved at DLCC for ½ acre of Kesseru plantation and as well as for construction of Eri Rearing House. 2) Out of 40 Nos. DLCC approved Beneficiary 35 Nos. Beneficiary already completed the Spinner training at STI, Titabor , Jorhat |

Assistant Director of Sericulture
Bongaigaon,Assam

Physical Progress of Works under different Schemes / Programmes / Projects across Department – of Previous Years

| SI No | Administrative Department | Name of Scheme | Total Nos. of works pending as on the last date of previous Financial year | Numbers of Works pending as on the last date of previous Financial Year- categories works based on the delay in completion | | | | | Progress of Pending worksof previous Years pending as on the last date of last Financial Year –Categories works based on the stage of physical progress | | | | | | Remarks | |
|-------|--|----------------|--|--|----------------|----------------|-----|-------|---|--------|--------|--------|--------|-------|---------|--|
| | | | | Less than 1 Yr | >= 1 to >3 Yrs | >= 3 to < Yrs. | >=5 | Total | 100% | 75-99% | 50-74% | 50-74% | 25-49% | 1-25% | | Not Started |
| 1 | Handloom Textile and Sericulture Department (HT&S) | APART | 1 (One) | | | | | Nil | | | | 45% | | | | First installment has been released by OPIU, Sericulture ,to PD ATMA, Bongaigaon |

Assistant Director of Sericulture,
Bongaigaon, Assam



GOVT. OF ASSAM
OFFICE OF THE DIVISIONAL FOREST OFFICER
BONGAIGAON SOCIAL FORESTRY DIVISION, BONGAIGAON – 783380.

Email: dfo.sf.bongaigaon@gmail.com

Memo No. B/SFB/ Esstt.Genl./2023-24/ 532

Dated Bongaigaon 30th November'2023

To

The District Commissioner,
Bongaigaon,
783380.

Sub: Submission of report for DDC meeting for the month of November 2023.

Ref: Yours office letter No BND/DDC/49/2011/283 Dated Bongaigaon 28th November/2023

Sir,

With reference to the subject cited above I have the honour to submit herewith the report for the month of November 2023 as per format ANNEXURE A B C D.

This is for favour of your kind information and necessary action

Enclo: ANNEXURE A B C D

Yours faithfully,

Divisional Forest Officer
Bongaigaon SF Division
Bongaigaon

Monthly status of Fund Receipt and utilisation for the month of November /2023

A. For the Schemes: Funds received

| S. No. | Admin. Dept. | Name Of scheme (Implementation agency) | PFMS Code & Sls Code | Category CS/ CSS/ State/ EAP etc. | Opening Balance with CNA/ SNA/ Others as applicable | | Opening Balance with the district/ council/ others as applicable | | Current Year Allocation to district | | Fund Received in the current Year | | Total funds available for scheme | Funds utilised till now Amount & (% in Bracket) | | Amount for which Ucs are pending at the end of previous year | Utilisation certificate Submitted against total available funds for the current year | Amount for which Ucs are pending as on date | | Remarks |
|--------|------------------------|--|----------------------|-----------------------------------|---|-------------|--|-------------|-------------------------------------|-------------|-----------------------------------|-------------|----------------------------------|---|-------------|--|--|---|-----------------|------------------|
| | | | | | Central Share | State Share | Central Share | State Share | Central Share | State Share | Central Share | State Share | | Central Share | State Share | | | Of previous year | of current year | |
| 1 | 2 | 3 | 4 | 5 | 6 | 7 | 8 | 9 | 10 | 11 | 12 | 13 | 14 | 15 | 16 | 17 | 18 | 19 | 20 | 21 |
| 1 | Environment and Forest | APFBC | 1A2 1 1A 2 2 | State | | 28213734 | | 28213734 | | 28213734 | | 28213734 | 20793178 | | 7420556 | 20793178 | 2021-24 | - | 2023-2024 | Work is going on |
| 2 | | CAMPA | | State | | 14538801 | | 14538801 | | 14538801 | | 14538801 | 13635721 | | 903080 | - | - | - | 2023-2024 | Work is going on |

Annexure-B

B. Schemes for which no funds are received by the District/Council

| Sl No. | Administrative Department | Scheme Name | Reasons | Remarks if any |
|--------|---------------------------|-------------|-----------|----------------|
| 1 | Environment and Forest | SOPD | Not known | APO Submitted |


 Divisional Forest Officer,
 Bongaigaon S.F. Division,
 Bongaigaon.

Physical Progress of Works under different Schemes/Programmes/Projects across Departments-of Current Year

| Sl. | Admin. | Name of Scheme | Number of Works sanctioned in the current Year | Progress of Current Year works/Services-Categories number of works based on the stage of physical progress | | | | | |
|-----|----------------------|---------------------|--|--|--------|--------|--------|-------|-------------|
| | | | | 100% | 75-99% | 50-74% | 25-49% | 1-25% | Not started |
| 1 | Environment & Forest | CAMPA | 1 | - | - | - | - | yes | - |
| | | APFBC (Building) | Nil | yes | - | - | - | - | completed |
| | | APFBC (Plantations) | 3 | - | YES | - | - | - | Going on |

Physical Progress of Works under different Schemes/Programmes/Projects across Departments-of Previous Years

| Sl. No. | Admin. Dept. | Name of scheme | Total Number of works pending as on the last date of previous Financial Year | Number of Years delayed for completion-as on the last date of last Financial Year-Categorise works based on the delay in completion. | | | | Progress of Pending works of previous Years pending as on the last date of last Financial Year-Categorise works based on the stage of physical progress | | | | | | | |
|---------|----------------------|----------------|--|--|----------------|----------------|-------------|---|--------|--------|--------|--------|-------|-------------|---|
| | | | | | Less than 1 yr | >=1 to 3 | >=3 to 5 yr | Total | 100% | 75-99% | 50-74% | 25-49% | 1-25% | Not started | |
| 1 | Environment & Forest | | | | | | | | | | | | | | |
| | | | | CAMPA | | Less than 1 yr | - | - | - | | - | - | - | - | - |
| | | | | APFBC (Plantations) | | Less than 1 yr | | | | | | | | | |
| | | | | APFBC (Building) | | - | 1 YEAR | - | 1 YEAR | yes | | - | - | - | - |
| | | SOPD | | Less than 1 yr | | | | | | | | | | | |


 Divisional Forest Officer,
 Bongaigaon S.F. Division,
 Bongaigaon.

Monthly status of Fund Receipt and utilisation for the month of Nov. Year 2022.

Annexure-A

A. For the Schemes: Funds received

| S. No. | Admin. Dept. | Name Of scheme (+ Implementation agency) | PFMS Code & Sls Code | Category CS/ CSS/ State/ EAP etc. | Opening Balance with CNA/ SNA/ Others-as applicable | | Opening Balance with the district/ council/ others as applicable | | Current Year Allocation to district | | Fund Received in the current Year | | Total funds available for scheme | Funds utilised till now Amount & (% in Bracket) | | Amount for which Ucs are pending at the end of previous year | Utilisation certificate Submitted against total available funds for the current year | Amount for which Ucs are pending as on date | | Remarks |
|--------|---------------|--|----------------------|-----------------------------------|---|-------------|--|-------------|-------------------------------------|-------------|-----------------------------------|-------------|----------------------------------|---|-------------|--|--|---|-----------------|---------|
| | | | | | Central Share | State Share | Central Share | State Share | Central Share | State Share | Central Share | State Share | | Central Share | State Share | | | Of previous year | of current year | |
| 1 | 2 | 3 | 4 | 5 | 6 | 7 | 8 | 9 | 10 | 11 | 12 | 13 | 14 | 15 | 16 | 17 | 18 | 19 | 20 | 21 |
| 1 | DES No | Nil Nil | | | | | | | | | N.A. | | | | | | | | | |
| | Bongai Scheme | | | | | | | | | | | | | | | | | | | |
| | gaon | | | | | | | | | | | | | | | | | | | |

* = will be provided by the HOD / Concerned Agency PFMS: Public Finance Management ; SLS: State Link Scheme -State code.

Annexure-B

B. Schemes for which no funds are received by the District/Council: For (Please visit <http://www.indiaudget.gov.in/index.php> and concerned Ministry/Department website to know the list of Central Schemes of current and previous year.)


| Sl No. | Administrative Department | Scheme Name | Reasons | Remarks if any |
|--------|---------------------------|-------------|---------|----------------|
| 1 | DES, Bongai gaon | No Scheme | | |
| | | | | |
| | | | | |

Annexure-C

| Physical Progress of Works under different Schemes / Programmes / Projects across Departments -of current year | | | | | | | | | | |
|--|---------------|----------------|--|---|--------|--------|--------|-------|-------------|--|
| Sl No | Admin. Dept. | Name of Scheme | Number of Works Sanctioned in the Current Year | Progress of Current Year Works/Services: Categorise Number of Works based on the stage of Physical Progress | | | | | | |
| | | | | 100% | 75-99% | 50-74% | 25-49% | 1-25% | Not started | |
| 1. | DES | NO | | | N.A. | | | | | |
| | Bongai Scheme | | | | | | | | | |
| | gaon | | | | | | | | | |

Annexure-D

| Physical Progress of Works under different Schemes / Programmes / Projects across Departments -of Previous year | | | | | | | | | | | | | | |
|---|---------------|----------------|--|--|---------------|---------------|-----|-------|--|--------|--------|--------|-------|-------------|
| Sl. No. | Admin. Dept. | Name of Scheme | Total number of Works pending as on the last date of Previous Financial Year | Number of Years delayed for completion-as on | | | | | Progress of Pending works of Previous Years- pending as on | | | | | |
| | | | | Less than 1 Year | >=1 to <3 yrs | >=3 to <5 yrs | >=5 | Total | 100% | 75-99% | 50-74% | 25-49% | 1-25% | NOT STARTED |
| 1. | DES | NO | | | | N.A. | | | | | | | | |
| | Bongai Scheme | | | | | | | | | | | | | |
| | gaon | | | | | | | | | | | | | |


 Deputy Director of Economics & Statistics,
 Bongai gaon

**Physical & Financial Progress of Works under different Schemes/
Programmes/Projects across Departments- of Current Year &
Previous Year**

District Agricultural Office, Bongaigaon

Monthly Status of Fund receipt and utilization for the Month of November 2023

For Schemes: Funds received.

| S.No | Admi n. Dept. | Name of Scheme (+ Imple - mentation Agency) | PFMS Code & SLS Code | Category CS/CSS/ State/EA Petc. | Opening Balance With CNA /SNA/Others- as applicable. | | Opening Balance with the District/Council/ Others — as applicable. | | Current Year Allocation to District* | | Fund received in the current Year. | | Total funds availablef or Scheme. | Funds utilised- till now Amount & (% in bracket). | | Amount for which UCs are pendingat the end of Previous year. | Utilisatio n Certificate submitted against total available funds or the current year. | Amount for which UCs are pending as on date. | | Rem arks |
|------|---|--|----------------------|---------------------------------|--|-------------|--|-------------|--------------------------------------|-------------|------------------------------------|-------------|-----------------------------------|---|-------------|--|---|---|-------------|----------|
| | | | | | Central Share | State Share | Central Share | State Share | Central Share | State Share | Central Share | State Share | | Central Share | State Share | | | Central Share | State Share | |
| 1 | 2 | 3 | 4 | 5 | 6 | 7 | 8 | 9 | 10 | 11 | 12 | 13 | 14 | 15 | 16 | 17 | 18 | 19 | 20 | 21 |
| 1 | O/O THE DISTRICT AGRICULTURE OFFICE, BONGAIGAON | NATIONAL FOOD & SECURITY MISSION (NFSM) | AS10-AS | CSS | 50,000/- | NIL | NIL | NIL | NIL | NIL | NIL | NIL | 50,000/- | WORKS STARTED | - | SUBMITTED BY DISTRICT AGRICULTURE OFFICE, BONGAIGAON | WORKS STARTED | SUBMITTED BY DISTRICT AGRICULTURE OFFICE, BONGAIGAON. | 50,000/- | |
| 2 | O/O THE DISTRICT AGRICULTURE OFFICE, BONGAIGAON | RASHTRIYA KRISHI VIKASH YOJNA (RKVY) | AS9 | CSS | NIL | NIL | NIL | NIL | NIL | NIL | NIL | NIL | NIL | NIL | NIL | NIL | NIL | NIL | NIL | |
| 3 | O/O THE DISTRICT AGRICULTURE OFFICE, BONGAIGAON | HORTICULTURE MISSION FOR NORTH EAST & HIMALAYAN STATES (HMNEH) | AS51-9120 | CSS | NIL | NIL | NIL | NIL | NIL | NIL | NIL | NIL | NIL | NIL | NIL | NIL | NIL | NIL | NIL | |
| 4 | O/O THE DISTRICT AGRICULTURE OFFICE, BONGAIGAON | PRADHAN MANTRI KRISHI SINCHAYEE YOJNA (PMKSY) | AS214 | CSS | NIL | NIL | NIL | NIL | NIL | NIL | NIL | NIL | NIL | WORKS STARTED AND COMPLETED TILL THIS MONTH | - | SUBMITTED BY DISTRICT AGRICULTURE OFFICE, BONGAIGAON | WORKS STARTED AND COMPLETED TILL THIS MONTH | SUBMITTED BY DISTRICT AGRICULTURE OFFICE, BONGAIGAON. | NIL | |

| | | | | | | | | | | | | | | | | | | | | |
|----|---|---|---------|---------------------------|-------------|-----|-----|-----|-----|-----|------------|-------------|-------------|-------------------|---|---|---|---|------------|--|
| 5 | O/O THE DISTRICT AGRICULTURE OFFICE, BONGAIGAON | PRADHAN MANTRI KRISHI SAMMAN NIDHI (PM-KISAN) | 3624 | CS | 6,51,600/- | NIL | NIL | NIL | NIL | NIL | 6,51,600/- | 6,51,600/- | - | - | SUBMITTED BY DEPUTY COMMISSIONER OFFICE, BONGAIGAON | | SUBMITTED BY DEPUTY COMMISSIONER OFFICE, | 6,51,600/- | | |
| 6 | O/O THE DISTRICT AGRICULTURE OFFICE, BONGAIGAON | PRADHAN MANTRI FASAL BIMA YOJNA (PMFBY) | - | CS | NIL | NIL | NIL | NIL | NIL | NIL | NIL | NIL | NIL | NIL | NIL | NIL | NIL | NIL | NIL | |
| 7 | O/O THE DISTRICT AGRICULTURE OFFICE, BONGAIGAON | NATIONAL MISSION ON OIL SEED & OIL PALM (NMOOP) | AS77-AS | CSS | NIL | NIL | NIL | NIL | NIL | NIL | NIL | NIL | NIL | NIL | NIL | NIL | NIL | NIL | NIL | |
| 8 | O/O THE DISTRICT AGRICULTURE OFFICE, BONGAIGAON | NATIONAL PROJECT ON SOIL HEALTH & FERTILITY | AS53-AS | CSS | 2,48,180/- | NIL | NIL | NIL | NIL | NIL | NIL | NIL | 2,48,180/- | WORKS NOT STARTED | - | SUBMITTED BY DISTRICT AGRICULTURE OFFICE, BONGAIGAON. | WORKS NOT STARTED | SUBMITTED BY DISTRICT AGRICULTURE OFFICE, BONGAIGAON. | 2,48,180/- | |
| 9 | O/O THE DISTRICT AGRICULTURE OFFICE, BONGAIGAON | CSS-ATMA (SAME) – SUBMISSION ON AGRICULTURE EXTENSION | AS52-AS | CSS | 3,45,500/- | NIL | NIL | NIL | NIL | NIL | 3,35,500/- | 10,000/- | 1,47,170/- | 1,90,325/- (57%) | 8,005/- (80%) | SUBMITTED BY SAMETI | WORKS NOT STARTED FOR CENTRAL SHARE 2 ND INSTALMENT (Rs.1,40,000.00) | SUBMITTED BY SAMETI | 1,98,330/- | |
| 10 | O/O THE DISTRICT AGRICULTURE OFFICE, BONGAIGAON | PARAMPARAGATA KRISHI VIKASH YOJNA (PKVY) | AS76-AS | CS | NIL | NIL | NIL | NIL | NIL | NIL | NIL | NIL | NIL | NIL | NIL | NIL | NIL | NIL | NIL | |
| 11 | O/O THE DISTRICT AGRICULTURE OFFICE, BONGAIGAON | APART (PROJECT) | N/A | WORLD BANK FUNDED PROJECT | 9,53,382.00 | NIL | NIL | NIL | NIL | NIL | NIL | 5,25,261.00 | 4,28,121.00 | | PREPARED & READY TO SUBMIT AT ARIAS SOCIETY | NIL | PREPARED & READY TO SUBMIT AT ARIAS SOCIETY | 5,25,261.00 | | |

*= will be provided by the HOD/Concerned Agency. PFMS : Public Finance Management System; SLS: State Linked Scheme-State Code.

Annexure-- B

A. Schemes for which no funds are received by the District/Council: (Please visit <https://www.indiabudget.gov.in/index.php> and concerned Ministry/Department website to know the list of Central schemes of current and previous years)

| S.No | Administrative Department | Scheme Name | Reasons | Remarks if any |
|------|--|--------------|--|----------------|
| 1 | O/O THE DISTRICT AGRICULTURE OFFICE, BONGAIGAON | HMNEH | EXPENDITURE MADE AND COMMITED FOR PAYMENT (DUE TO SOME TECHNICAL ERROR IN PFMS) | |

| S.No | Admi n. Dept. | Name of Scheme | Number of Works sanctioned in the current Year | Progress of Current Year works / Services- Categorize number of works based on the stage of physical progress | | | | | | |
|------|---|---------------------------------------|---|---|--------|--------|--------|-------|-------------|--|
| | | | | 100% | 75-99% | 50-74% | 25-49% | 1-25% | Not started | |
| 4 | District Agriculture Office, Bongaigaon | Rashtriya Krishi Vikash Yojana (RKVY) | Brinjal (Var:LHB Kario) | Seed sowing completed | | | | | | |
| | | | <ul style="list-style-type: none"> Quantity: 5.45kg Area: 27.25 ha No. of Beneficiaries: 70 nos. | | | | | | | |
| | | | Capsicum (Var: LHB Katha) | | | | | | | |
| | | | <ul style="list-style-type: none"> Quantity:2.07 kg Area: 3.45 ha No. of Beneficiaries: 8 nos. | | | | | | | |
| | | | Pumpkin (Var: LHB Linga) | Seed sowing completed | | | | | | |
| | | | <ul style="list-style-type: none"> Quantity:8.85kg Area: 5.90 ha No. of Beneficiaries: 15 nos. | | | | | | | |
| | | | Potato (Var: Kufri Surya, Kufri Lalit,Kufri Mohan,Kufri Manik) | | | | | | | |
| | | | <ul style="list-style-type: none"> Quantity: 3150qtls Area : 140 ha No.of Beneficiaries: 350 nos. | | | | | | | |
| | | | Garlic (var- Safed-4, safed-5, VL Garlic 1, Gujrat garlic) | Seed sowing completed | | | | | | |
| | | | <ul style="list-style-type: none"> Quantity: 227.50qtls Area : 65 ha No.of Beneficiaries: 160 nos. | | | | | | | |
| | | | Onion (var- Vimraj, Hisar Onion 3) | Seed sowing completed | | | | | | |
| | | | <ul style="list-style-type: none"> Seed received-21.35 Area : No.of Beneficiaries: nos | | | | | | | |
| | | | Rajmah (var- HUR-301) | Seed sowing completed | | | | | | |
| | | | <ul style="list-style-type: none"> Seed received- 36 qtls Area : 100 ha No.of Beneficiaries: 250 nos | | | | | | | |

| S.No | Admin .Dept. | Name of Scheme | Number of Works sanctioned in the current Year | Progress of Current Year works / Services- Categorise number of works based on the stage of physical progress | | | | | | |
|--|---|---|--|---|-----------------------|--------|--------|-------|-------------|-------------|
| | | | | 100% | 75-99% | 50-74% | 25-49% | 1-25% | Not started | |
| 4 | District Agriculture Office, Bongaigaon | Rashtriya Krishi Vikash Yojana (RKVY) | Soyabean- (Var- Kota Soya 1, JS9752, JS20-116) | | | | | | | Not Started |
| | | | <ul style="list-style-type: none"> Seed received- 45 qtls Area- 60Ha No. of Beneficiaries: 150 nos | | | | | | | |
| | | | Certified Wheat- (Var: Pusa Vastala (HD-3118) | | Seed sowing completed | | | | | |
| | | | <ul style="list-style-type: none"> Seed received- 650 Qtls Area- 650 Ha No. of Beneficiaries: 1600 nos | | | | | | | |
| 5 | District Agriculture Office, Bongaigaon | DM (SOPD-G) | Mustard Seeds (Var- TS-38) | | Seed sowing completed | | | | | |
| | | | <ul style="list-style-type: none"> Seed received- 120 Qtls Area- 1200 Ha No. of Beneficiaries: 3000 nos | | | | | | | |
| | | Food and Nutrition security (FNS) Scheme | Maize Seeds ((Var- RMH 1558) | Seed sowing completed | | | | | | |
| | | | <ul style="list-style-type: none"> Seed received- 120 Qtls Area- 1200 Ha No. of Beneficiaries: 3000 nos | | | | | | | |
| Line Transplanting: (Var: Bahadur Sub I) | Crops are at Harvesting Stage | | | | | | | | | |
| | | SRI: 1 no. (Var: Bahadur Sub. I) | Crops Harvested | | | | | | | |
| | | <ul style="list-style-type: none"> Quantity: 40 qtls Area: 100 ha No. of beneficiary: 250 nos. | | | | | | | | |
| | | DSR: 1 no. (Var: Bina Dhan) | Crops are at Harvesting Stage | | | | | | | |
| | | <ul style="list-style-type: none"> Quantity: 40 qtls Area: 100 ha No. of beneficiary: 250 nos | | | | | | | | |

| S.No | Admin .Dept. | Name of Scheme | Number of Works sanctioned in the current Year | Progress of Current Year works / Services- Categorise number of works based on the stage of physical progress | | | | | | |
|------|---|---|---|---|--------|--------|--------|-------|-------------|--|
| | | | | 100% | 75-99% | 50-74% | 25-49% | 1-25% | Not started | |
| 5 | District Agriculture Office, Bongaigaon | National Food Security Mission (NFSM) now Food and Nutrition security (FNS) Scheme | STV: 2 nos. (Var: Ranjit Sub 1) Quantity: 80 qtls Area: 200 ha No. of beneficiary: 500 nos. | The crop is in harvesting stage | | | | | | |
| | | | CSBD: 3 nos. (Var: Numoli) Quantity: 120 qtls Area: 300 ha No. of beneficiary: 750 nos. | | | | | | | |
| | | | Seed distribution of Blackgram (Var: SBC-40) Total Seeds: 55 qtls Area: 200 ha No. of beneficiaries: 500 | The crop is in ripening stage | | | | | | |
| | | | Seed distribution of Greengram (Var: MH-1142) Total Seeds: 42.50qtls Area: 200 ha No. of beneficiaries: 500 | The crop is in ripening stage | | | | | | |
| | | | Distribution of Arhar Seeds (Var: Pusa Arhar 151) Total Seeds: 25qtls Area: 100 ha No. of beneficiaries: 250 | The crop is in ripening stage | | | | | | |
| | | | Distribution of Finger Millet Seeds (Var: Chattisgarh Ragi 3) Total Seeds: 9 qtls Area: 75 ha No. of beneficiaries: 185 | The crop is in tillering stage | | | | | | |

| S.No | Admin .Dept. | Name of Scheme | Number of Works sanctioned in the current Year | Progress of Current Year works / Services- Categorise number of works based on the stage of physical progress | | | | | | |
|------|---|---|--|---|--------|--------|--------|-------|-------------|--|
| | | | | 100% | 75-99% | 50-74% | 25-49% | 1-25% | Not started | |
| 5 | District Agriculture Office, Bongaigaon | National Food Security Mission (NFSM) now Food and Nutrition security (FNS) Scheme | Sesame Minikit under Oilseed Programme (Var: GJT-5) - No. of Minikit-15 nos. of Minikit Total Seeds: 15 kg No. of beneficiaries: 15 | The crop is at maturity stage | | | | | | |
| | | | Seed distribution of Chickpea (Var: PURVA & PUSA 3043) Total Seeds: 228qtls Area: 450 ha No. of beneficiaries: 1125 nos. | Seed sowing completed | | | | | | |
| | | | Seed distribution of Pea (Var: HARIT) Total Seeds: 25qtls Area: 50ha No. of beneficiaries:125 nos. | Seed sowing completed | | | | | | |
| | | | Distribution of Lentil Seeds (Var: IPL 220) Total Seeds: 20qtls Area: 80ha No. of beneficiaries: 200 ha | Seed sowing completed | | | | | | |
| | | | Demonstration on Chickpea (Var: PUSA 3043) Total Seeds: 50 qtls Area: 100 ha No. of beneficiaries: 250 nos. | Seed sowing completed | | | | | | |
| | | | Demonstration on Pea (Var: HFP 715) Total Seeds: 100 qtls Area: 200 ha No. of beneficiaries:500 nos. | Seed sowing completed | | | | | | |
| | | | Demonstration of Lentil (Var: IPL 220) Total Seeds: 30qtls Area: 100ha No. of beneficiaries:250nos. | Seed sowing completed | | | | | | |

| S.No | Admin .Dept. | Name of Scheme | Number of Works sanctioned in the current Year | Progress of Current Year works / Services- Categorise number of works based on the stage of physical progress | | | | | | |
|------|---|---|--|---|--------|--------|--------|-------|-------------|--|
| | | | | 100% | 75-99% | 50-74% | 25-49% | 1-25% | Not started | |
| 5 | District Agriculture Office, Bongaigaon | National Food Security Mission (NFSM) now Food and Nutrition security (FNS) Scheme | CSBD on Certified Wheat Seeds (Var: Pusa Vastala (HD-3118) Total Seeds: 80 qtls Area: 80 ha No. of beneficiaries:200 nos. | Seeds distributed | | | | | | |
| | | | Seed Minikit of Lentil (Var: IPL-220) Total Seeds: 40 qtls(500 packets) Area: 200 ha No. of beneficiaries:500 nos. | Seeds distributed | | | | | | |
| | | | CSBD on Wheat Seeds (Var: Pusa Vastala(HD-3118) Total Seeds: 300 qtls Area: 300 Ha No. of beneficiaries:750nos. | Seeds distributed | | | | | | |
| 6 | | NMEO-OS (National Mission for Edible Oil- Oil seeds | Block Demonstration on Certified Ground Nut (Var: Vijetha) Total Seeds: 63 qtls Area: 100 ha No. of beneficiaries:250 nos. | Seeds distributed | | | | | | |
| | | | Distribution of Certified Ground Nut (Var: Vijetha) Total Seeds: 150 Area: 200 ha No. of beneficiaries:500 nos. | Seeds distributed | | | | | | |
| | | | Distribution of Certified Mustard Seeds (Var: AAU TS-38) Total Seeds: 300 qtls Area: 3000 ha No. of beneficiaries:7500 nos. | Seeds distributed | | | | | | |

| S.No | Admin. Dept. | Name of Scheme | Number of Works sanctioned in the current Year | Progress of Current Year works / Services- Categorise number of works based on the stage of physical progress | | | | | | |
|------|---|---|---|---|--------|--------|--------|-------|-------------|--|
| | | | | 100% | 75-99% | 50-74% | 25-49% | 1-25% | Not started | |
| 6 | District Agriculture Office, Bongaigaon | NMEO-OS (National Mission for Edible Oil- Oil seeds | Distribution of Certified Linseed Seeds (Var: Ruchi) Total Seeds: 50qtls Area: 300 Ha No. of beneficiaries:750 nos. | Seeds distributed | | | | | | |
| | | | Distribution of Certified Mustard Seeds (Var: AAU TS-38) Total Seeds: 30 qtls Area: 300 ha No. of beneficiaries:750 nos. | Seeds distributed | | | | | | |
| | | | Block Demonstration on Certified Mustard Seeds (Var: AAU TS-38) Total Seeds: 50qtls Area: 500 ha No. of beneficiaries:1250 nos. | Seeds distributed | | | | | | |
| | | | Block Demonstration on Certified Soya bean seeds (Var:Kota Soya-1) Total Seeds: 99 qtls Area: 300 ha No. of beneficiaries:750 nos. | Seeds distributed | | | | | | |
| | | | Block Demonstration on Mustard Seeds (Var: AAU TS-38) Total Seeds: 10 qtls Area: 300 ha No. of beneficiaries:750 nos. | Seeds distributed | | | | | | |
| | | | Bee Keeping demonstration - Mustard seed (Var: AAU TS-38) Total Seeds: 20 qtls Area: 200 ha No. of beneficiaries:500 nos. | Seeds distributed | | | | | | |

| S.No | Admin .Dept. | Name of Scheme | Number of Works sanctioned in the current Year | Progress of Current Year works / Services- Categories number of works based on the stage of physical progress | | | | | | |
|------|---|--|--|---|--------|--|--------|-------|-------------|--|
| | | | | 100% | 75-99% | 50-74% | 25-49% | 1-25% | Not started | |
| 7 | District Agriculture Office, Bongaigaon | Horticulture Mission for North East and Himalayan States (HMNEH) | Low Cost Preservation Unit (Multipurpose Pulverizer) Quantity Alloted: 127 nos. No. of beneficiaries: 127 nos. | | | 72 nos. of pulverizer distributed to 72 nos. of beneficiaries. | | | | DLSC completed for 127 nos. of beneficiaries. Distribution is under process. |
| 8 | | Assam Agribusiness and Rural Transformation Project (APART) | | | | | | | | |
| | | Assam Fodder Mission | Distribution of Napier Slips for cultivation Quantity-3840 nos. of packets @ 500 nos slips per packet Area Covered- 64 Ha No. of beneficiaries-280 | | | The crop is in vegetative stage | | | | |
| | | Assam Millet Mission | Minikit Distribution - 46 nos. Quantity- 46 kgs Area- 3.80 ha Beneficiary-46 nos. | | | The crop is in vegetative stage | | | | |
| | | | Technology Demo - 118 nos. Quantity- 354 kgs Beneficiary-118 nos. | | | The crop is in vegetative stage | | | | |
| | | Horticulture | Rain Shelter Tomato Area:100 sq m. No. of beneficiaries: 2 nos. | Input and seed distribution completed. Transplanting completed | | | | | | Seedlings are ready for transplanting Seedlings transplanted. |
| | | | Vermicompost Unit Specification of the unit: 15ft length, 5 ft breadth & 3 ft height. No. of beneficiary: 1 no. | Beneficiary list has been approved by DLCC, APART | | | | 25% | | Work going on. (Selected beneficiary will purchase the inputs for the Vermicompost unit.) |

| S.No | Admin. Dept. | Name of Scheme | Number of Works sanctioned in the current Year | Progress of Current Year works / Services- Categories number of works based on the stage of physical progress | | | | | | |
|--|---|----------------|--|---|--------|--------|--------|-------|-------------|---------------------------------|
| | | | | 100% | 75-99% | 50-74% | 25-49% | 1-25% | Not started | |
| 8 | District Agriculture Office, Bongaigaon | Sali Paddy | ICMD Demo (0.4 ha) | | | | | | | The Crop is in harvesting stage |
| | | | a) Ranjit Sub 1 @ 16 kg per demo No. of beneficiary: 10 nos. | | 90% | | | | | |
| | | | b) Bahadur Sub 1 @ 16 kg per demo No. of beneficiary: 4 nos. | | 90% | | | | | |
| | | | c) Swarna Sub 1 @ 16 kg per demo No. of beneficiary: 4 nos. | | 90% | | | | | |
| | | | d) Bina Dhan 11 @ 16 kg per demo No. of beneficiary: 2 nos. | | 90% | | | | | |
| | | | Minikit Demo (0.125 ha) | | 90% | | | | | |
| | | | a) Ranjit Sub 1 @ 5 kg per demo No. of beneficiary: 130 nos. | | 90% | | | | | |
| b) Bahadur Sub 1 @ 5 kg per demo No. of beneficiary: 45 nos. | | 90% | | | | | | | | |
| c) Swarna Sub 1 @ 5 kg per demo No. of beneficiary: 5 nos. | | 90% | | | | | | | | |

| Sl.No | Admin. Dept. | Name of Scheme | Number of Works sanctioned in the current Year | Progress of Current Year works / Services- Categories number of works based on the stage of physical progress | | | | | | |
|-------|---|---|--|---|--------|--------|--------|-------|-------------|---------------------------------|
| | | | | 100% | 75-99% | 50-74% | 25-49% | 1-25% | Not started | |
| 8 | District Agriculture Office, Bongaigaon | Sali Paddy | Varietal Cafeteria Total= 3 nos. Variety- 10nos. <u>Cafeteria 1</u> Location: Village Rashigaon under Bidyapur ADO Circle. Beneficiary name: Hariprasad Nath Area: 2000 sq. m. Varieties: Numoli, Ranjit, Banni, Sonajul, Kalabhog, Fulpakhuri, Bangalakhi, Pasno paspanna, Laljit,Daria <u>Cafeteria 1I</u> Location: Village Sawngaon under Bidyapur ADO circle Beneficiary name: Kanteswar Singha Area: 2000 sq. m. Varieties: Aijong, Boko, Bhog Kala, Notun Bonni, Fulpakhir, Sawtali, Goyasori, Numoli, Gulpi, Kahero <u>Cafeteria 1II</u> Location: Village Kasarpara under Boitamari ADO Circle Beneficiary name: Nilima Kalita Area: 2000 sq. m. Varieties: Ranjit Sub I, Bahadur Sub I,Swarna Sub I, Kola Joha, Dangor Joha, Kola Gujuri,Keteki Joha,Maniki Madhuri,Black Rice, 555 | | 90% | | | | | The crop is in harvesting stage |
| | | PWRD Market | 3 nos. of Markets | | | | | | | |
| | | Modernisation and Improvement Programme (MMIP)-APART-Bongaigaon | 1. Patiladoha Market | | 77% | | | | | |
| | | | 2. Bajitpara Market | | 77% | | | | | |
| | | 3. Alokjhari Market | | 87% | | | | | | |

| Sl.No | Admin. Dept. | Name of Scheme | Number of Works sanctioned in the current Year | Progress of Current Year works / Services- Categories number of works based on the stage of physical progress | | | | | | |
|-------|--|--|---|---|--------|--------|--------|-------|-------------|--|
| | | | | 100% | 75-99% | 50-74% | 25-49% | 1-25% | Not started | |
| 8 | District Agriculture Office, Bongaigaon | ADO Office construction- APART- Bongaigaon | Manikpur ADO Circle | | | | | | Not started | Site handed over to the contractor on 13 th July, 2023, Site- Barbila |
| | | | Patiladoha ADO Circle | | 85% | | | | | |
| | | | Abhayapuri I ADO Circle | | | 42% | | | | |
| | | | Abhayapuri II ADO Circle | | | 58% | | | | |
| | | | North Salmara | | | | | | Not started | An Adequate land is not available at Chalantapara, so alternative land is identified at Oudubi GP office campus. Accordingly, an NOC had taken from President of Oudubi GP. A proposal has already sent to SPD, ARIAS Society for change of site. They had informed to submit some formats and documents |
| 9 | | ATMA | Training- 05 @ Rs. 7,500/- per training | 100% | | | | | | |
| | | | Agriculture Demonstration-05 @ Rs. 4,000/- per demonstration | 100% | | | | | | |
| | | | Allied Demonstration- 05 @ Rs. 4,000/- per demonstration | 100% | | | | | | |
| | | | Farmer Scientist Interaction- 1 @ Rs. 20,000/- per interaction | 100% | | | | | | |
| | | | Operational Expenses (District)-01 @ Rs. 10,000/- per unit | | 75% | | | | | |
| | | | Rewards and Incentives- 04 @ Rs. 20,000/- per awardee | 100% | | | | | | |
| | | | Operational Expenses for DFAC meeting-1 @ Rs. 5,000/- per meeting | | 75% | | | | | DFAC meeting completed |
| | | | Operational Expenses for BFAC meeting-5 @ Rs. 26,00/- per meeting | | 75% | | | | | |

Physical Progress of Works under different Schemes/ Programmes/Projects across Departments- of Previous Years

| S.No | Admin .Dept. | Name of Scheme | Total Number of Works pending as on the last date of previous Financial Year | Number of Years delayed for completion - as on the last date of last Financial Year-Categories works based on the delay in completion. | | | | | Progress of Pending works of previous Years pending as on the last date of last Financial Year-Categories works based on the stage of physical progress | | | | | | |
|------|---|---|---|--|---------------|--------------|-----|-------|---|-----------------------|--------|--------|-----------------|-------------|--|
| | | | | Less than 1Yr | >=1 to <3 Yrs | >=3 to <5Yrs | >=5 | Total | 100% | 75-99% | 50-74% | 25-49% | 1-25% | Not started | |
| 1 | District Agriculture Office, Bongaigaon | CMSGUY(Chief Minister Samagra Grammya Unnayan Yojana) | 3 nos. of Combine harvester (1no./LAC) | Less than 1Yr | | | | | All 3 Combine harvester distributed to 3 FPCs under 3 LAC | | | | | | |
| 2 | | Rashtriya Krishi Vikash Yojana (RKVY) | Reaper-10 nos. | Less than 1Yr | | | | | DLSC approved: 10 nos. | | | | | Not started | Draft not submitted by beneficiaries |
| | | Mini Oil Mill,2022-23 | • Alloted: 10 nos. | | | | | | | DLSC Approved: 8 nos. | | | 1 no. delivered | | 1 no. delivered Draft Collection going on. |
| 3 | | Food and Nutrition security (FNS) Scheme | Distribution of Subsidized Power Tillers, 2021-22 Total allotted= 54 nos. Delivered = 32 nos. Pending =22 nos. | | 1-2 years | | | | DLSC approved: 54 nos. | | 59% | | | | 22 nos. of Farmers have not submitted the beneficiaries Share. |

| S.No | Admin. Dept. | Name of Scheme | Total Number of Workspending as on the last date of previous FinancialYear | Number of Years delayed for completion - as on the last date of last Financial Year-Categories works based on the delay in completion. | | | | | Progress of Pending works of previous Years pending as on the last date of last Financial Year-Categories works based onthe stage of physical progress | | | | | | |
|------|---|--|---|--|---------------|--------------|-----|-------|--|--------|---|--------|-------------------|--|--|
| | | | | Less than 1 Yr | >=1 to <3 Yrs | >=3 to <5Yrs | >=5 | Total | 100% | 75-99% | 50-74% | 25-49% | 1-25% | | Not started |
| 4 | District Agriculture Office, Bongaigaon | Food and Nutrition security (FNS) Scheme | Distribution of Subsidized Pump-sets,2021-22 Total allotted= 94 nos. DLSC for 19 nos. done in 2021-22 | Less than 1 year | | | | | | | DLSC for 32 nos. done in the current financial years. | | Delivered 21 nos. | | Total no. of pumpset approved by DLSC=50 nos. Distributed= 21nos. Draft Collection pending- 29nos. |

District Agriculture Officer
Bongaigaon

Monthly status of Fund receipt and utilisation for the month of Nov,2023 Year 2023-24

| Admin Dept | Name of Scheme (Implementation Agency)- Bongaigaon MB | PFMS Code & SLS Code | Category CS/CSS/State/EAP etc. | Opening Balance with CAN/SNA/Others as applicable (April 2023) | | Opening Balance with the District/Council/Others as applicable | | Current year allocation to District | | Fund received in the year | | Total Funds available for scheme | Funds utilises till now Amount & (% in bracket) | | Amount for which Ucs are pending at the end of previous year | Utilisation Certificate submitted against total | Amount for which Ucs are pending as on date | | Remarks | |
|------------|---|------------------------------------|--------------------------------|--|-------------|--|-------------|-------------------------------------|-------------|---------------------------|-------------|----------------------------------|---|------------------|--|---|---|-----------------|----------|---|
| | | | | Central Share | State Share | Central Share | State Share | Central Share | State Share | Central Share | State Share | | Central Share | % of Utilisation | | | On previous year | On Current Year | | |
| | | | | 6 | 7 | 8 | 9 | 10 | 11 | 12 | 13 | | 14 | 15 | | | 16 | 17 | | 18 |
| EXOTUA | 15thFC Tied 20-21 1st Inst | AS-174 RLB XV FC Assam | CS | 22809775 | 0 | 0 | 0 | 0 | 0 | 0 | 36400000 | 0 | 17288258 | 19111742 | 53 | All UC Pending | Not yet Submitted | | 36400000 | Noted that All 15th FC Tied, untied, 14th FC GBG Grant has credited to one Single A/c. O/BI has taken on the basis of fund wise expenditure |
| | 15thFC Tied 20-21 2nd Inst | AS-174 RLB XV FC Assam | CS | 36400000 | 0 | 0 | 0 | 0 | 0 | 0 | 36400000 | 0 | 36400000 | 0 | 0 | | | | 36400000 | |
| | 15thFC Tied 21-22 1st Inst | AS-174 RLB XV FC Assam | CS | 33037000 | 0 | 0 | 0 | 0 | 0 | 0 | 33037000 | 0 | 33037000 | 0 | 0 | | | | 33037000 | |
| | 15thFC UnTied 20-21 1st Inst | AS-174 RLB XV FC Assam | CS | 8005713 | 0 | 0 | 0 | 0 | 0 | 0 | 24200000 | 0 | 7488113 | 16711887 | 69 | | | | 24200000 | |
| | 15thFC UnTied 20-21 2nd Inst | AS-174 RLB XV FC Assam | CS | 2867175 | 0 | 0 | 0 | 0 | 0 | 0 | 12193000 | 0 | 1628697 | 10564303 | 87 | | | | 12193000 | |
| | 15thFC UnTied 21-22 1st Inst | AS-174 RLB XV FC Assam | CS | 20820754 | 0 | 0 | 0 | 0 | 0 | 0 | 22027000 | 0 | 2761918 | 19265082 | 87 | | | | 22027000 | |
| | 15thFC UnTied 21-22 2nd Inst | AS-174 RLB XV FC Assam | CS | 22027000 | 0 | 0 | 0 | 0 | 0 | 0 | 22027000 | 0 | 22027000 | 0 | 0 | | | | 22027000 | |
| | 14thCFC_GBG Grant_ 2019-20 | AS-72 Grant for Urban Local Bodies | CS | 42762623 | 0 | 0 | 0 | 0 | 0 | 0 | 45452000 | 0 | 23918653 | 21533347 | 47 | | | | 45452000 | |

01

Physical Progress of Works under different Schemes/ Programmes/Projects across Departments- of Current Year


| Sl. No. | Name of Scheme | Number of Works sanctioned in the current Year | Progress of Current Year works / Services- Categorise number of works based on the stage of physical progress | | | | | | |
|---------|---|--|---|--------|--------|--------|-------|---|--------------------------------|
| | | | 100% | 75-99% | 50-74% | 25-49% | 1-25% | | Not started |
| 1 | 15th FC Untied (1st Installment) for the year 2020-21 | Total 12 Nos of schemes | 11 | 0 | 0 | 0 | 1 | 0 | |
| 2 | 15th FC Untied (2nd Installment) for the year 2020-21 | Total 26 nos. of schemes | 26 | 0 | 0 | 0 | 0 | 0 | |
| 3 | 15th FC Untied (1st Installment) for the year 2021-22 | Total 34 nos. of schemes | 32 | 1 | 1 | 0 | 0 | 0 | Ward No.6=94% Ward No.1=50% |
| 4 | 14th FC for the year 2019-20 | Total 26 nos. of schemes | 16 | 7 | 0 | 0 | 0 | 3 | |
| 5 | 15th FC Tied Grant (Water supply connection door to door) | Total 8 nos of scheme | 4 | 0 | 0 | | 0 | 4 | |




MONTHLY STATUS OF FUND RECEIPT AND UTILIZATION FOR THE MONTH OF NOVEMBER, 2023

A. FOR SCHEMES: FUNDS RECEIVED.

| SI NO. | ADMIN DEPT. | NAME OF SCHEME (+Implementation Agency) | PFMS Code & SLS Code | category CS/CSS/State/ EAP etc. | Opening Balance with CAN/SNA/Others- as applicable | | Opening Balance with the District/ Council/Others- as applicable | | Current Year Allocation to District | | Fund Received in the current Year | | Total funds available for scheme | Funds utilised-till now Amount & (%in bracket) | | Amount for which Ucs are pending at the end of previous year | Utilization Certificate submitted against total available funds for the current year | Amount for which Ucs are pending as on date | | Remarks |
|--------|--|---|----------------------|---------------------------------|--|-------------|--|-------------|-------------------------------------|-------------|-----------------------------------|-------------|----------------------------------|--|-------------|--|--|---|-----------------|---------|
| | | | | | Central Share | State Share | Central Share | State Share | Central Share | State Share | Central Share | State Share | | Central Share | State Share | | | Of Previous Year | Of current year | |
| 1 | 2 | 3 | 4 | 5 | 6 | 7 | 8 | 9 | 10 | 11 | 12 | 13 | 14 | 15 | 16 | 17 | 18 | 19 | 20 | 21 |
| 1 | OFFICE OF THE ASSTT. REGISTRAR OF COOP: SOCIETIES, NORTH SALMARA, ABHAYAPURI | NIL | NIL | NIL | NIL | NIL | NIL | NIL | NIL | NIL | NIL | NIL | NIL | NIL | NIL | NIL | NIL | NIL | NIL | |



 District Deputy Registrar of Coop; Societies, Goalpara &
 i/c Asstt. Registrar of Coop: Societies
 North Salmara, Abhayapuri



 5.11/2024

Annexure B

Schemes for which no funds are received by the district/ Council: For

| SL NO | ADMINISTRATIVE DEPARTMENT | SCHEME NAME | REASONS | REMARKS IF ANY |
|-------|--|-------------|---------|----------------|
| 1 | OFFICE OF THE ASSTT. REGISTRAR OF COOP: SOCIETIES, NORTH SALMARA, ABHAYAPURI | NIL | NIL | NIL |



District Deputy Registrar of Coop; Societies, Goalpara &
i/c Asstt. Registrar of Coop: Societies
North Salmara, Abhayapuri


30/11/2023

Annexure- C

Physical Progress of Works under different Schemes/ Programmes/Projects across Departments- of Current Year


| Sl.No | Admin. Dept. | Name of Scheme | Number of Works sanctioned in the current Year | Progress of Current Year works / Services- Categorise number of works based on the state of physical progress | | | | | |
|-------|--|----------------|--|---|--------|--------|--------|-------|-------------|
| | | | | 100% | 75-99% | 50-74% | 25-49% | 1-25% | Not started |
| 1 | OFFICE OF THE ASSTT. REGISTRAR OF COOP: SOCIETIES, NORTH SALMARA, ABHAYAPURI | NIL | NIL | NIL | NIL | NIL | NIL | NIL | NIL |


 District Deputy Registrar of Coop; Societies, Goalpara &
 i/c Asstt. Registrar of Coop: Societies
 North Salmara, Abhayapuri


 30/10/2023

Physical Progress of Works under different Schemes/ Programmes/ Projects across Departments-of Previous Years

| SI NO | ADMIN DEPT | NAME OF SCHEME | TOTAL NO OF WORKS PENDING | NUMBER OF YEARS DELAYED FOR COMPLETION- as on the last date of last Financial Year-Categorise works based on the delay in completion | | | | | PROGRESS OF PENDING WORKS OF PREVIOUS YEARS pending as on the last Financial Year-Categorise works based on the stage of physical progres | | | | | | |
|-------|--|----------------|---------------------------|--|-------------|-----------|-----|-------|---|--------|--------|--------|-------|-------------|-----|
| | | | | Less than 1 Yr | >=1 to < 3\ | >=3 to <5 | >=5 | total | 100% | 75-99% | 50-74% | 25-49% | 1-25% | Not started | |
| 1 | OFFICE OF THE ASSTT. REGISTRAR OF COOP: SOCIETIES, NORTH SALMARA, ABHAYAPURI | NIL | NIL | NIL | NIL | NIL | NIL | NIL | NIL | NIL | NIL | NIL | NIL | NIL | NIL |


 District Deputy Registrar of Coop; Societies, Goalpara &
 i/c Asstt. Registrar of Coop: Societies
 North Salmara, Abhayapuri

dw
 30/11/2023

Monthly status of Fund receipt and utilisation for the month of November, 2023

Annexure A

A For scheme - Funds received.

| Sl No | Admin Dept | Name of Scheme (Implementation Agency) | PFMS codes SIS code | Category CN/CSS/State/ EAP etc | Opening Balance with CAN/SNA/ other-as applicable | | Opening Balance with the District/Council/ Others-as applicable | | Current Year Allocation to District | | Fund received in the current Year | | Total funds available for scheme | Funds utilised till now Amount & (% in bracket) | | Amount for which Ucs are pending at the end of previous year | Utilisation Certificate submitted against total available funds for the current year | Amount for which Ucs as pending as on date | | Remarks |
|-------|--|---|------------------------|--------------------------------------|--|----------------|---|----------------|---|----------------|--------------------------------------|----------------|--|---|----------------|--|---|--|-----------------------|---------|
| | | | | | Central Share | State share | Central Share | State share | Central Share | State Share | Central share | State share | | Central Share | State Share | | | Of Previous Year | Of Current Year | |
| 1 | 2 | 3 | 4 | 5 | 6 | 7 | 8 | 9 | 10 | 11 | 12 | 13 | 14 | 15 | 16 | 17 | 18 | 19 | 20 | 21 |
| 1 | Industries commerce & Public Enterprise | Nil | NA | NA | NA | NA | NA | NA | NA | NA | NA | NA | NA | NA | NA | NA | NA | NA | NA | |

General Manager
District Industries & Commerce Centre
Bongaigaon

Annexure B

B. Schemes for which no funds are received by the District/Council : For (Please visit https://www.indabudget.govt.in/index.php_ and concerned Ministry / Department


| SI No.. | Administrative Department | Scheme Name | Reasons | Remarks if any |
|---------|---|-------------|---------|----------------|
| 1 | Industries commerce & Public Enterprise | NIL | NA | NA |

[Signature]
11/12/2023
General Manager
District Industries & Commerce Centre
Bongaigaon

Physical Progress of Works under different Schemes/ Programmes/Projects across departments -of Current Year

Annexure-C

| SL No. | Admin Dept. | Name of the Scheme | Number Of Works sanctioned in the current Year | Progress of Current Year Works/Service- Catagories number of works based on the stage of physical progress | | | | | |
|--------|---|--------------------|--|--|--------|--------|--------|-------|-------------|
| | | | | 100% | 75-99% | 50-74% | 25-49% | 1-25% | Not Started |
| 1 | Industries Commerce & Public Enterprise Dept. | PMEGP | 21 | NA | NA | NA | NA | 21.87 | NA |
| | | PMFME | 8 | NA | NA | NA | NA | 4.67 | NA |


 General Manager
 District Industries & Commerce Centre -
 Bongaigaon

Annexure D


Physical Progress of Works under different Schemes/ Programmes/Projects across departments -of Previous Year

| SL No. | Admin Dept. | Name of the Scheme | Total Number of Workes | n - as on the last date of last Financial Year-Catagorise | | | | | Progress of Pending works of Previous Years Pending as on the last | | | | | |
|--------|---|--------------------|------------------------|---|--------------|--------------|-----|-------|--|--------|--------|--------|-------|-------------|
| | | | | Less than 1 Yr | >=1 to <3 Yr | >=3 to <5 Yr | >=5 | Total | 100% | 75-99% | 50-74% | 25-49% | 1-25% | Not Started |
| 1 | Industries Commerce & Public Enterprise Dept. | NIL | NA | NA | NA | NA | NA | NA | NA | NA | NA | NA | NA | NA |


 General Manager
 District Industries & Commerce Centre
 Bongaigaon

| S L N o. | Admin. Dept. | Name of Scheme (+Implemen tation Agency) | PFMS Code & SLS Code | Categor y CS/CCSS/ State/ EAP etc. | Opening Balance With CNA/SNA/Others- as applicable | | Opening Balance with the District/Council/ Others--as applicable | | Current Year Allocation to District* | | Fund received in the current Year | | Total funds available for Scheme | Funds utilised till now Amount & (% in bracket) | | Amount for which UCs are pending at the end of previous year | Utilisation Certificate submitted against total available funds for the current year | Amount for which UCs are pending as on date | | Remarks | |
|-------------------|---------------------------|--|-------------------------------|--|---|----------------|--|----------------|--|----------------|--------------------------------------|----------------|--|---|----------------|---|--|---|-----------------------|---------|--|
| | | | | | Central Share | State Share | Central Share | State Share | Central Share | State Share | Central Share | State Share | | Central Share | State Share | | | Of Previous Year | Of Current Year | | |
| | | | | | 6 | 7 | 8 | 9 | 10 | 11 | 12 | 13 | | 14 | 15 | | | 16 | 17 | | 18 |
| 1 | Handloom & Textiles | Swanirbh ar Naari Impleme nted by, Directorate of Handloom & Textiles | Nil | --- | --- | --- | --- | --- | --- | --- | --- | --- | --- | --- | --- | --- | --- | --- | --- | --- | 2 nd phase registration of weavers is completed on 31.07.2023. Registered-2177 2 nd phase procurement started on 01/12/2023 |
| 2 | | Weavers Mudra Loan | --- | --- | --- | --- | --- | --- | --- | --- | --- | --- | Bank Loan | --- | --- | --- | --- | --- | --- | --- | 50 nos of Loan Proposal has been sent to various bank of the Dist. sation & disbursed under process. |

*= Will be provided by the HOD / Concerned Agency. PFMS: Public Finance Management Systems; SLS: State Linked Scheme- State Code



 Superintendent
 Handloom & Textiles
 North Salmara, Abhayapuri

A. Schemes for which no funds are received by the District/Council:

| SI No | Administrative Department | Scheme Name | Reasons | Remarks if any |
|-------|---------------------------|--------------------------------|---------|--|
| 1 | Handloom & Textiles | Swanirbhar Naari Scheme | | 2 nd phase registration of weavers is completed on 31.07.2023. Registered-2177 2 nd phase procurement started on 01/12/2023 |
| 2 | | Weavers Mudra Loan 2022 - 2023 | | 50 nos of Loan Proposal has been sent to various bank of the Dist. sanction & disbursed under process |


Physical Progress of Works under different Schemes/Programmes/Projects across Departments- of Current Year

| Sl. No | Admin. Dept. | Name of Scheme | Number of Works sanctioned in the current Year | Progress of Current Year works/Services- Categorise number of works based on the stage of Physical progress | | | | | | Remarks |
|--------|---------------------|--------------------------------|--|---|--------|--------|--------|-------|-------------|---|
| | | | | 100% | 75-99% | 50-74% | 25-49% | 1-25% | Not started | |
| 1 | 2 | 3 | 4 | 5 | 6 | 7 | 8 | 9 | 10 | 11 |
| 1 | Handloom & Textiles | Swanirbhar Naari Scheme | | | | | | | | 2 nd phase registration of weavers is completed on 31.07.2023. Registered-2177. 2 nd phase procurement started on 01/12/2023 |
| 2 | | Weavers Mudra Loan 2022 - 2023 | | | | | | | | 50 nos of Loan Proposal has been sent to various bank of the Dist. sanction & disbursed under process |


 Superintendent
 Handloom & Textiles
 North Salmara, Abhayapuri

Physical Progress of Works under different Schemes/Programmes/Projects across Departments- of Previous Years

| Sl. No | Admin. Dept. | Name of Scheme | Total Number of Works pending as on the last date of previous Financial Year | Number of Years delayed for completion - as on the last date of last Financial Year-Categorise works based on the delay in completion. | | | | | Progress of Pending works of previous Years pending as on the last date of last Financial Year-Categorise works based on the stage of physical progress | | | | | | |
|--------|---------------------|--------------------|--|--|---------------|---------------|-----|-------|---|--------|--------|--------|-------|-------------|--|
| | | | | Less than 1 Yr | >=1 to <3 Yrs | >=3 to <5 Yrs | >=5 | Total | 100% | 75-99% | 50-74% | 25-49% | 1-25% | Not started | |
| 1 | Handloom & Textiles | Swanirbhar Naari | | | | | | | | | | | | | |
| 2 | | Weavers Mudra Loan | | | | | | | | | | | | | |


 Superintendent
 Handloom & Textiles
 North Salmara, Abhayapuri

Monthly status of Fund Receipt and utilisation for the month of September, 2023

Annexure-A

A. For the Schemes: Funds received

| Sl. No. | Admin. Dept. | Name Of scheme (+ Implementation agency) | PFMS Code & Sls Code | Category CS/ CSS/ State/ EAP etc. | Opening Balance with CNA/ SNA/ Others- as applicable | | Opening Balance with the district/ council/ others as applicable | | Current Year Allocation to district | | Fund Received in the current Year | | Total funds available for scheme | Funds utilised till now Amount & (% in Bracket) | | Amount for which Ucs are pending at the end of previous year | Utilisation certificate Submitted against total available funds for the current year | Amount for which Ucs are pending as on date | | Remarks |
|---------|----------------|--|----------------------|-----------------------------------|--|-------------|--|-------------|-------------------------------------|-------------|-----------------------------------|-------------|----------------------------------|---|-------------|--|--|---|-----------------|---------|
| | | | | | Central Share | State Share | Central Share | State Share | Central Share | State Share | Central Share | State Share | | Central Share | State Share | | | Of previous year | of current year | |
| 1 | 2 | 3 | 4 | 5 | 6 | 7 | 8 | 9 | 10 | 11 | 12 | 13 | 14 | 15 | 16 | 17 | 18 | 19 | 20 | 21 |
| 1 | Infrastructure | PMAY-U | - | - | - | - | - | - | - | - | - | - | - | - | - | - | - | - | - | - |

* = will be provided by the HOD / Concerned Agency PFMS: Public Finance Management ; SLS: State Link Scheme -State code.

Annexure-B

B. Schemes for which no funds are received by the District/Council: For (Please visit-<https://www.indiabudget.gov.in/index.php> and concerned Ministry/Department website to know the list of Central Schemes of current and previous year.)

| Sl No. | Administrative Department | Scheme Name | Reasons | Remarks if any |
|--------|---------------------------|-------------|---------|----------------|
| 1 | Infrastructure | PMAY-Urban | - | |

Monthly status of Fund Receipt and utilisation for the month of October Year 2023

A. For the Schemes: Funds received

| S. No. | Admin. Dept. | Name Of scheme (+ Implementation agency) | PFMS Code & Sls Code | Category CS/ CSS/ State/ EAP etc. | Opening Balance with CNA/ SNA/ Others- as applicable | | Opening Balance with the district/ council/ others as applicable | | Current Year Allocation to district | | Fund Received in the current Year | | Total funds available for scheme | Funds utilised till now Amount &(% in Bracket) | | Amount for which Ucs are pending at the end of previous year | Utilisation certificate Submitted against total available funds for the current year | Amount for which Ucs are pending as on date | | Remarks |
|--------|--------------|--|----------------------|-----------------------------------|--|-------------|--|-------------|-------------------------------------|-------------|-----------------------------------|-------------|----------------------------------|---|-------------|--|--|---|-----------------|---------|
| | | | | | Central Share | State Share | Central Share | State Share | Central Share | State Share | Central Share | State Share | | Central Share | State Share | | | Of previous year | of current year | |
| 1 | 2 | 3 | 4 | 5 | 6 | 7 | 8 | 9 | 10 | 11 | 12 | 13 | 14 | 15 | 16 | 17 | 18 | 19 | 20 | 21 |
| 1 | Excise | Nil | NA | NA | NA | NA | NA | NA | NA | NA | NA | NA | NA | NA | NA | NA | NA | NA | NA | NA |
| | | | | | | | | | | | | | | | | | | | | |
| | | | | | | | | | | | | | | | | | | | | |
| | | | | | | | | | | | | | | | | | | | | |
| | | | | | | | | | | | | | | | | | | | | |
| | | | | | | | | | | | | | | | | | | | | |
| | | | | | | | | | | | | | | | | | | | | |
| | | | | | | | | | | | | | | | | | | | | |
| | | | | | | | | | | | | | | | | | | | | |
| | | | | | | | | | | | | | | | | | | | | |
| | | | | | | | | | | | | | | | | | | | | |
| | | | | | | | | | | | | | | | | | | | | |
| | | | | | | | | | | | | | | | | | | | | |
| | | | | | | | | | | | | | | | | | | | | |

*= will be provided by the HOD / Concerned Agency PFMS: Public Finance Management ; SLS: State Link Scheme -State code.

B. Schemes for which no funds are received by the District/Council: For (Please visit-<https://www.indiabudget.gov.in/index.php>- and concerned Ministry/Department website to know the list of Central Schemes of current and previous year.)

| Sl No. | Administrative Department | Scheme Name | Reasons | Remarks if any |
|--------|---------------------------|-------------|---------|----------------|
| 1 | Excise | Nil | NA | |
| | | | | |
| | | | | |
| | | | | |

Monthly status of Fund Receipt and utilisation for the month of Year

A. For the Schemes: Funds received

| S. No. | Admin. Dept. | Name Of scheme (+ Implementation agency) | PFMS Code & Sls Code | Category CS/ CSS/ State/ EAP etc. | Opening Balance with CNA/ SNA/ Others- as applicable | | Opening Balance with the district/ council/ others as applicable | | Current Year Allocation to district | | Fund Received in the current Year | | Total funds available for scheme | Funds utilised till now Amount & (% in Bracket) | | Amount for which Ucs are pending at the end of previous year | Utilisation certificate Submitted against total available funds for the current year | Amount for which Ucs are pending as on date | | Remarks |
|--------|--------------|--|----------------------|-----------------------------------|--|-------------|--|-------------|-------------------------------------|-------------|-----------------------------------|-------------|----------------------------------|---|-------------|--|--|---|-------------|---------|
| | | | | | Central Share | State Share | Central Share | State Share | Central Share | State Share | Central Share | State Share | | Central Share | State Share | | | Central Share | State Share | |
| 1 | 2 | 3 | 4 | 5 | 6 | 7 | 8 | 9 | 10 | 11 | 12 | 13 | 14 | 15 | 16 | 17 | 18 | 19 | 20 | 21 |
| | APDCL | | N/A | | | | | | | | | | | | | | | | | |
| | | | | | | | | | | | | | | | | | | | | |
| | | | | | | | | | | | | | | | | | | | | |
| | | | | | | | | | | | | | | | | | | | | |
| | | | | | | | | | | | | | | | | | | | | |
| | | | | | | | | | | | | | | | | | | | | |
| | | | | | | | | | | | | | | | | | | | | |
| | | | | | | | | | | | | | | | | | | | | |
| | | | | | | | | | | | | | | | | | | | | |
| | | | | | | | | | | | | | | | | | | | | |
| | | | | | | | | | | | | | | | | | | | | |

*= will be provided by the HOD / Concerned Agency PFMS: Public Finance Management ; SLS: State Link Scheme -State code.

B. Schemes for which no funds are received by the District/Council: For (Please visit-<https://www.indiabudget.gov.in/index.php>- and concerned Ministry/Department website to know the list of Central Schemes of current and previous year.)

| Sl No. | Administrative Department | Scheme Name | Reasons | Remarks if any |
|--------|---------------------------|-------------|---------|----------------|
| | | | | |
| | | | | |
| | | | | |

Monthly status of Fund receipt and utilisation for the Month of NOV Year2023

Annexure-A

A. For Schemes: Funds received.

| S.No | Admin. Dept. | Name of Scheme (Implementation Agency) | PFMS Code & SLS Code | Category CS/CSS/ State/ EAP etc. | Opening Balance With CNA /SNA/Others- as applicable. | | Opening Balance with the District/Council/ Others-- as applicable. | | Current Year Allocation to District* | | Fund received in the current Year | | Total funds available for Scheme | Funds utilised till now Amount & (% in bracket) | | Amount for which UCs are pending at the end of previous year | Utilisation Certificate submitted against total available funds for the current year | Amount for which UCs are pending as on date. | | Remarks |
|------|---------------|---|----------------------|----------------------------------|--|-------------|--|-------------|--------------------------------------|-----------------|-----------------------------------|---------------|----------------------------------|---|---------------|--|--|--|-----------------|------------|
| | | | | | Central Share | State Share | Central Share | State Share | Central Share | State Share | Central Share | State Share | | Central Share | State Share | | | Of Previous Year | Of Current Year | |
| 1 | 2 | 3 | 4 | 5 | 6 | 7 | 8 | 9 | 10 | 11 | 12 | 13 | 14 | 15 | 16 | 17 | 18 | 19 | 20 | 21 |
| 1 | Health (NHM) | MATERNAL HEALTH | | | | | | | | 440.96 | | 180.20 | 388.20 | | 167.24 | 92.81% | Nil | Yes | Nil | Nil |
| 2 | | PC & PNDT Act | | | | | | | | 0.68 | | 0.68 | 0.68 | | 0.06 | 8.82% | Nil | Yes | Nil | Nil |
| 3 | | CHILD HEALTH | | | | | | | | 110.73 | | 60.00 | 109.08 | | 49.02 | 81.70% | Nil | Yes | Nil | Nil |
| 4 | | Immunization | | | | | | | | 95.58 | | 50.00 | 95.58 | | 39.83 | 79.66% | Nil | Yes | Nil | Nil |
| 5 | | Adolescent Health | | | | | | | | 3.90 | | 2.81 | 2.81 | | 0.04 | 1.42% | Nil | Yes | Nil | Nil |
| 6 | | Family Planning | | | | | | | | 125.59 | | 41.00 | 100.00 | | 31.8 | 77.56% | Nil | Yes | Nil | Nil |
| 7 | | Nutrition | | | | | | | | 30.39 | | 16.00 | 30.39 | | 15.25 | 95.31% | Nil | Yes | Nil | Nil |
| 8 | | NIDDCP | | | | | | | | 0.17 | | 0.17 | 0.17 | | 0 | 0.00% | Nil | Yes | Nil | Nil |
| | | RCH (Sub Total) | | | | | | | | 807.9969 | | 350.86 | 726.91 | | 303.24 | 86.43% | Nil | Yes | Nil | Nil |
| 9 | | Integrated Disease Surveillance Programme (IDSP) | | | | | | | | 9.42 | | 3.9 | 9.42 | | 3.56 | 92.37% | Nil | Yes | Nil | Nil |
| 10 | | National Vector Borne Disease Control Programme (NVBDCP) | | | | | | | | 21.78 | | 7.69 | 21.78 | | 5.27 | 68.53% | Nil | Yes | Nil | Nil |
| 11 | | National Leprosy Eradication Programme (NLEP) | | | | | | | | 18.90 | | 1.50 | 18.90 | | 1.3 | 86.67% | Nil | Yes | Nil | Nil |
| 12 | | National Tuberculosis Elimination Programme (NTEP) | | | | | | | | 97.13 | | 54.00 | 95.54 | | 45.6 | 84.44% | Nil | Yes | Nil | Nil |
| 13 | | National Viral Hepatitis Control Programme (NVHCP) | | | | | | | | 2.50 | | 0.63 | 2.50 | | 0.54 | 86.40% | Nil | Yes | Nil | Nil |
| 14 | | National Rabies Control Programme (NRCP) | | | | | | | | 0.98 | | 0.4235 | 0.98 | | 0.41 | 96.81% | Nil | Yes | Nil | Nil |
| 15 | | Programme for Prevention and Control of Leptospirosis (PPCL) | | | | | | | | 0.66 | | 0.1638 | 0.66 | | 0.16 | 97.71% | Nil | Yes | Nil | Nil |
| 16 | | State specific Initiatives and Innovations | | | | | | | | 0.00 | | 0.00 | 0.00 | | 0 | #DIV/0! | Nil | Yes | Nil | Nil |
| | | NDCP (Sub Total) | | | | | | | | 151.36 | | 68.256 | 149.77 | | 56.84 | 83.27% | Nil | Yes | Nil | Nil |
| 17 | | National Program for Control of Blindness and Vision Impairment (NPCB+VI) | | | | | | | | 16.30 | | 8.15 | 18.30 | | 3.37 | 41.35% | Nil | Yes | Nil | Nil |
| 18 | | National Mental Health Program (NMHP) | | | | | | | | 11.80 | | 3.54 | 3.54 | | 2.76 | 77.98% | Nil | Yes | Nil | Nil |
| 19 | | National Programme for Health Care for the Elderly (NPHCE) | | | | | | | | 0.75 | | 0.23 | 0.23 | | 0 | 0.00% | Nil | Yes | Nil | Nil |
| 20 | | National Tobacco Control Programme (NTCP) | | | | | | | | 9.82 | | 2.60 | 9.82 | | 2.52 | 96.90% | Nil | Yes | Nil | Nil |
| 21 | | National Programme for Prevention and Control of Diabetes, Cardiovascular Disease and Stroke (NPCDCS) | | | | | | | | 11.00 | | 3.30 | 16.47 | | 2.88 | 87.27% | Nil | Yes | Nil | Nil |
| 22 | | Pradhan Mantri National Dialysis Programme (PMNDP) | | | | | | | | 0.00 | | 0.00 | 0.00 | | 0 | 0.00% | Nil | Yes | Nil | Nil |

| S.No | Admin. Dept. | Name of Scheme (Implementation Agency) | PFMS Code & SLS Code | Category CS/CSS/ State/ EAP etc. | Opening Balance With CNA /SNA/Others- as applicable. | | Opening Balance with the District/Council/ Others- as applicable. | | Current Year Allocation to District* | | Fund received in the current Year | | Total funds available for Scheme | Funds utilised till now Amount & (% in bracket) | | Amount for which UCs are pending at the end of previous year | Utilisation Certificate submitted against total available funds for the current year | Amount for which UCs are pending as on date. | | Remarks |
|-------------------------|--------------|---|----------------------|----------------------------------|--|-------------|---|-------------|--------------------------------------|-------------|-----------------------------------|----------------|----------------------------------|---|-------------|--|--|--|-----------------|---------|
| | | | | | Central Share | State Share | Central Share | State Share | Central Share | State Share | Central Share | State Share | | Central Share | State Share | | | Of Previous Year | Of Current Year | |
| 23 | | National Program for Climate Change and Human Health (NPCCHH) | | | | | | | 2.93 | | 0.46 | 1.54 | 0.31 | 67.10% | Nil | Yes | Nil | Nil | | |
| 24 | | National Oral health programme (NOHP) | | | | | | | 3.76 | | 1.88 | 3.76 | 0 | 0.00% | Nil | Yes | Nil | Nil | | |
| NCP (Sub Total) | | | | | | | | | 56.36 | | 20.16 | 62.20 | 11.84 | 58.74% | Nil | Yes | Nil | Nil | | |
| 25 | | Comprehensive Primary Healthcare (CPHC) | | | | | | | 3.24 | | 23.24 | 3.24 | 3.95 | 17.00% | Nil | Yes | Nil | Nil | | |
| 26 | | Community Engagement | | | | | | | 14.20 | | 14.20 | 14.20 | 6.41 | 45.14% | Nil | Yes | Nil | Nil | | |
| 27 | | Public Health Institutions as per IPHS norms | | | | | | | 3.05 | | 3.05 | 3.05 | 0.9 | 29.53% | Nil | Yes | Nil | Nil | | |
| 28 | | Quality Assurance | | | | | | | 0.55 | | 0.55 | 0.05 | 0.5 | 90.91% | Nil | Yes | Nil | Nil | | |
| 29 | | HRH | | | | | | | 12.35 | | 24.41 | 1.91 | 23.25 | 95.25% | Nil | Yes | Nil | Nil | | |
| 30 | | Technical Assistance | | | | | | | 1.40 | | 1.40 | 1.40 | 0.9 | 64.29% | Nil | Yes | Nil | Nil | | |
| 31 | | Access | | | | | | | 0.00 | | 0.00 | 0.00 | 0 | 0.00% | Nil | Yes | Nil | Nil | | |
| 32 | | Innovation | | | | | | | 0.00 | | 0.00 | 0.00 | 0 | 0.00% | Nil | Yes | Nil | Nil | | |
| 33 | | Untied Grants | | | | | | | 1.70 | | 1.70 | 1.70 | 0.84 | 49.41% | Nil | Yes | Nil | Nil | | |
| NUHM (Sub Total) | | | | | | | | | 36.49 | | 68.55 | 25.55 | 36.75 | 53.61% | Nil | Yes | Nil | Nil | | |
| 34 | | Comprehensive Primary Healthcare (CPHC) | | | | | | | 40.88 | | 5.00 | 0.00 | 2.7 | 54.00% | Nil | Yes | Nil | Nil | | |
| 35 | | Blood Services & Disorders | | | | | | | 3.65 | | 3.65 | 3.25 | 2.55 | 69.86% | Nil | Yes | Nil | Nil | | |
| 36 | | Community Engagement | | | | | | | 250.67 | | 120.00 | 250.67 | 112.2 | 93.50% | Nil | Yes | Nil | Nil | | |
| 37 | | Public Health Institutions as per IPHS norms | | | | | | | 0.00 | | 0.00 | 0.00 | 0 | #DIV/0! | Nil | Yes | Nil | Nil | | |
| 38 | | Referral Transport | | | | | | | 0.00 | | 0.00 | 0.00 | | #DIV/0! | Nil | Yes | Nil | Nil | | |
| 39 | | Quality Assurance | | | | | | | 58.38 | | 25.00 | 44.63 | 21.04 | 84.16% | Nil | Yes | Nil | Nil | | |
| 40 | | Other Initiatives to improve access | | | | | | | 26.02 | | 15.00 | 24.02 | 14.24 | 94.93% | Nil | Yes | Nil | Nil | | |
| 41 | | Inventory management | | | | | | | 0.00 | | 0.00 | 0.00 | | #DIV/0! | Nil | Yes | Nil | Nil | | |
| 42 | | HRH | | | | | | | 87.58 | | 0.00 | 0.00 | 874.98 | #DIV/0! | Nil | Yes | Nil | Nil | | |
| 43 | | Enhancing HR | | | | | | | 0.00 | | 0.00 | 0.00 | | #DIV/0! | Nil | Yes | Nil | Nil | | |
| 44 | | Technical Assistance | | | | | | | 51.49 | | 5.00 | 0.00 | 33.2 | 664.00% | Nil | Yes | Nil | Nil | | |
| 45 | | IT interventions and systems | | | | | | | 18.25 | | 0.00 | 0.00 | 13.76 | #DIV/0! | Nil | Yes | Nil | Nil | | |
| 46 | | Innovation | | | | | | | 6.29 | | 0.00 | 0.00 | 2.75 | #DIV/0! | Nil | Yes | Nil | Nil | | |
| 47 | | Untied Grants | | | | | | | 145.70 | | 40.00 | 142.01 | 36.79 | 91.98% | Nil | Yes | Nil | Nil | | |
| 48 | | Programme for Snake Bite Prevention and Control (SBPC) | | | | | | | 0.60 | | 0.30 | 0.00 | 0.28 | 94.02% | Nil | Yes | Nil | Nil | | |
| HSS (Sub Total) | | | | | | | | | 689.51 | | 213.95 | 464.58 | 1114.49 | 520.92% | Nil | Yes | Nil | Nil | | |
| Grand Total | | | | | | | | | 1741.71 | | 721.77 | 1429.01 | 1523.16 | 211.03% | Nil | Yes | Nil | Nil | | |

Annexure-B

B. Schemes for which no funds are received by the District/Council: For (Please visit-<https://www.indiabudget.govt.in/index.php>- and concerned Ministry/Department website to know the list of Central Schemes of current and previous year.)

| Sl No. | Administrative Department | Scheme Name | Reasons | Remarks if any |
|--------|---------------------------|-------------|---------|----------------|
| | Nil | | | Nil |
| | | | | |
| | | | | |
| | | | | |

Physical Progress of Works under different Schemes / Programmes / Projects across Departments -of current year for the month November 2023

| Sl No | Admin. Dept. | Name of Scheme | Number of Works Sanctioned in the Current Year | Progress of Current Year Works/Services- Categorise Number of Works based on the stage of Physical Progress | | | | | | |
|-------|----------------|---|--|---|--------|--------|--------|-------|-------------|--|
| | | | | 100% | 75-99% | 50-74% | 25-49% | 1-25% | Not started | |
| 1 | Health (NHM) | Establishing of proposed 6bedded ward at various SHCs & PHCs of Assam under ECRP-II , NHM, Assam on turn key basis Group 31 (4Nos scheme in Bongaigaon District) | 22-23 | | 1 | | | | | Work is going on |
| 2 | Health (NHM) | Establishing of proposed 6bedded ward at various SHCs & PHCs of Assam under ECRP-II , NHM, Assam on turn key basis Group 34 (4Nos scheme in Bongaigaon District) | 22-23 | | 1 | | | | | Work is going on |
| 3 | Health (NHM) | Establishing of proposed 6bedded ward at various SHCs & PHCs of Assam under ECRP-II , NHM, Assam on turn key basis Group 30 (4Nos scheme in Bongaigaon District) | 22-23 | | | 1 | | | | Work is going on |
| 4 | Health (NHM) | Establishing of proposed 6bedded ward at various SHCs & PHCs of Assam under ECRP-II , NHM, Assam on turn key basis Group 29 (4Nos scheme in Bongaigaon District) | 22-23 | | | | 1 | | | Work is going on |
| 5 | Health (NHM) | Establishing of proposed 6bedded ward at various SHCs & PHCs of Assam under ECRP-II , NHM, Assam on turn key basis Group 32 (4Nos scheme in Bongaigaon District) | 22-23 | | | 1 | | | | Work is going on |
| 6 | Health (NHM) | Upgradation of Chalantapara MPH to CHC in Bongaigaon District Under NHM , Assam | 1 (2020-2021) | 1Nos | | | | | | Handing over taking over process is completed by the Jt DHS Bongaigaon . |
| 7 | Health (NHM) | CONSTRUCTION OF 10 (TEN) BEDDED GERIATRIC UNIT AT DISTRICT HOSPITAL IN BONGAIGAON DISTRICT UNDER NHM, ASSAM | 1 (2018-2019) | | | 1Nos | | | | Work stopped by the contractor since almost 17 months |
| 8 | Health (NHM) | Establishing 20 bedded wards closer to the CHCs at various places of Assam under ECRP-II, NHM on turn key basis Group 4 , 1no of 20 bedded ward at North salmarsa sd in Bongaigaon District | 1 (2021-2022) | 1nos | | | | | | Handed over to authority |
| 9 | Health (NHM) | Construction of BPHU at Bongaigaon BPHC in Bongaigaon District for FY 2021-2022 under PM ABHIM on turn key basis | 1 (2021-2022) | 1Nos | | | | | | work completed and handing over and taking process is going on . |

