

**Physical & Financial Progress of Works under different Schemes/
Programmes/Projects across Departments- of Current Year &
Previous Year**

District Agricultural Office, Bongaigaon

Monthly status of Fund receipt and utilization for the month of July 2023

A. For Schemes: Funds received.

| S.No | Admi n. Dept. | Name of Scheme (+ Imple - mentation Agency) | PFMS Code & SLS Code | Category CS/CSS/ State/EA Petc. | Opening Balance With CNA /SNA/Others- as applicable. | | Opening Balance with the District/Council/ Others — as applicable. | | Current Year Allocation to District* | | Fund received in the current Year. | | Total funds available for or Scheme. | Funds utilised- till now Amount & (% in bracket). | | Amount for which UCs are pending at the end of Previous year. | Utilisation Certificate submitted against total available funds or the current year. | Amount for which UCs are pending as on date. | | Remarks |
|------|-------------------------------------------------|----------------------------------------------------------------|----------------------|---------------------------------|------------------------------------------------------|-------------|--------------------------------------------------------------------|-------------|--------------------------------------|-------------|------------------------------------|-------------|--------------------------------------|---------------------------------------------------|-------------|---------------------------------------------------------------|--------------------------------------------------------------------------------------|-------------------------------------------------------|-----------------|---------|
| | | | | | Central Share | State Share | Central Share | State Share | Central Share | State Share | Central Share | State Share | | Central Share | State Share | | | Of Previous Year | Of Current Year | |
| 1 | 2 | 3 | 4 | 5 | 6 | 7 | 8 | 9 | 10 | 11 | 12 | 13 | 14 | 15 | 16 | 17 | 18 | 19 | 20 | 21 |
| 1 | O/O THE DISTRICT AGRICULTURE OFFICE, BONGAIGAON | NATIONAL FOOD & SECURITY MISSION (NFSM) | AS10-AS | CSS | NIL | NIL | NIL | NIL | NIL | NIL | NIL | NIL | NIL | NIL | NIL | NIL | NIL | NIL | NIL | |
| 2 | O/O THE DISTRICT AGRICULTURE OFFICE, BONGAIGAON | RASHTRIYA KRISHI VIKASH YOJNA (RKVY) | AS9 | CSS | NIL | NIL | NIL | NIL | NIL | NIL | NIL | NIL | NIL | NIL | NIL | NIL | NIL | NIL | NIL | |
| 3 | O/O THE DISTRICT AGRICULTURE OFFICE, BONGAIGAON | HORTICULTURE MISSION FOR NORTH EAST & HIMALAYAN STATES (HMNEH) | AS51-9120 | CSS | NIL | NIL | NIL | NIL | NIL | NIL | NIL | NIL | NIL | NIL | NIL | NIL | NIL | NIL | NIL | |
| 4 | O/O THE DISTRICT AGRICULTURE OFFICE, BONGAIGAON | PRADHAN MANTRI KRISHI SINCHAYEE YOJNA (PMKSY) | AS214 | CSS | NIL | NIL | NIL | NIL | NIL | NIL | 1,35,000/- | | 1,35,000/- | WORKS NOT STARTED | - | SUBMITTED BY DISTRICT AGRICULTURE OFFICE, BONGAIGAON | WORKS NOT STARTED | SUBMITTED BY DISTRICT AGRICULTURE OFFICE, BONGAIGAON. | 1,35,000/- | |
| 5 | O/O THE DISTRICT AGRICULTURE OFFICE, BONGAIGAON | PRADHAN MANTRI KRISHI SAMMAN NIDHI (PM-KISAN) | 3624 | CS | 6,51,600/- | NIL | NIL | NIL | NIL | NIL | 6,51,600/- | | 6,51,600/- | - | - | SUBMITTED BY DEPUTY COMMISSIONER OFFICE, BONGAIGAON | | SUBMITTED BY DEPUTY COMMISSIONER OFFICE, | 6,51,600/- | |

| | | | | | | | | | | | | | | | | | | | | |
|----|-------------------------------------------------|-------------------------------------------------------|---------|---------------------------|--------------|-----|-----|-----|-----|-----|------------|----------|--------------|-------------------|-----|-------------------------------------------------------|-------------------|-------------------------------------------------------|-------------|----------------------------|
| 6 | O/O THE DISTRICT AGRICULTURE OFFICE, BONGAIGAON | PRADHAN MANTRI FASAL BIMA YOJNA (PMFBY) | - | CS | NIL | NIL | NIL | NIL | NIL | NIL | NIL | NIL | NIL | NIL | NIL | NIL | NIL | NIL | NIL | NIL |
| 7 | O/O THE DISTRICT AGRICULTURE OFFICE, BONGAIGAON | NATIONAL MISSION ON OIL SEED & OIL PALM (NMOOP) | AS77-AS | CSS | NIL | NIL | NIL | NIL | NIL | NIL | NIL | NIL | NIL | NIL | NIL | NIL | NIL | NIL | NIL | NIL |
| 8 | O/O THE DISTRICT AGRICULTURE OFFICE, BONGAIGAON | NATIONAL PROJECT ON SOIL HEALTH & FERTILITY | AS53-AS | CSS | 2,48,180/- | NIL | NIL | NIL | NIL | NIL | NIL | NIL | 2,48,180/- | WORKS NOT STARTED | - | SUBMITTED BY DISTRICT AGRICULTURE OFFICE, BONGAIGAON. | WORKS NOT STARTED | SUBMITTED BY DISTRICT AGRICULTURE OFFICE, BONGAIGAON. | 2,48,180/- | |
| 9 | O/O THE DISTRICT AGRICULTURE OFFICE, BONGAIGAON | CSS-ATMA (SAME) – SUBMISSION ON AGRICULTURE EXTENSION | AS52-AS | CSS | 2,05,500/- | NIL | NIL | NIL | NIL | NIL | 1,95,500/- | 10,000/- | 2,05,500/- | WORKS NOT STARTED | - | SUBMITTED BY SAMETI | WORKS NOT STARTED | SUBMITTED BY SAMETI | 2,05,500/- | |
| 10 | O/O THE DISTRICT AGRICULTURE OFFICE, BONGAIGAON | PARAMPARAGATA KRISHI VIKASH YOJNA (PKVY) | AS76-AS | CS | NIL | NIL | NIL | NIL | NIL | NIL | NIL | NIL | NIL | NIL | NIL | NIL | NIL | NIL | NIL | NIL |
| 11 | O/O THE DISTRICT AGRICULTURE OFFICE, BONGAIGAON | APART (PROJECT) | N/A | WORLD BANK FUNDED PROJECT | 46,86,651.00 | NIL | NIL | NIL | NIL | NIL | NIL | NIL | 35,06,879.00 | 78,772.00 | | PREPARED & READY TO SUBMIT AT ARIAS SOCIETY | NIL | PREPARED & READY TO SUBMIT AT ARIAS SOCIETY | 4,68,851.00 | ADVANCED GIVEN 1,10,100.00 |

*= will be provided by the HOD/Concerned Agency. PFMS: Public Finance Management System; SLS :State Linked Scheme-State Code.

Annexure -B

A. Schemes for which no funds are received by the District/Council: For (Please visit <https://www.indiabudget.gov.in/index.php> and concerned Ministry/Department website to know the list of Central schemes of current and previous years)

| S.No | Administrative Department | SchemeName | Reasons | Remarks if any |
|------|-------------------------------------------------|------------|----------------------------------------------------------------------------------|----------------|
| 1 | O/O THE DISTRICT AGRICULTURE OFFICE, BONGAIGAON | HMNEH | EXPENDITURE MADE AND COMMITTED FOR PAYMENT (DUE TO SOME TECHNICAL ERROR IN PFMS) | |

Physical Progress of Works under different Schemes/ Programmes/Projects across Departments- of Current Year

| S.No | Admin .Dept. | Name of Scheme | Number of Works sanctioned in the current Year | Progress of Current Year works / Services- Categorize number of works based on the stage of physical progress | | | | | | |
|------|--------------|-------------------------------------------------------------------------------------------|-----------------------------------------------------------------------------------------------------------------------------------------------------------------------------------|---------------------------------------------------------------------------------------------------------------|---------------|--------|--------|-------|-------------|----------------------------------------------------------|
| | | | | 100% | 75-99% | 50-74% | 25-49% | 1-25% | Not started | |
| 1 | | Pradhan Mantri Kisan Samman Nidhi (PM-KISAN) | Total farm families : 77220 nos. | | | | | | | |
| | | | Eligible beneficiaries : 46027 nos. | | | 60% | | | | |
| | | | Aadhaar Authenticate : 29834 nos. | | | 65% | | | | |
| | | | Total eKYC done : 29858 nos. | | | 65% | | | | |
| | | | Land Record Accepted : 41648 nos | | 90% | | | | | |
| 2 | | Pradhan Mantri Fasal Bima Yojana (PMFBY) | Target: 26753 nos. Notified Crops- Sali Paddy,Blackgram,Maize | | | | | | | 8180 nos. of farmers enrolled. Registration going on. |
| 3 | | Kisan Credit Card (KCC) | No Target | | | | | | | 90 nos. KKC application sponsored |
| 4 | | Rashtriya Krishi Vikash Yojana (RKVY) | Sali Paddy (Var: Sital Seni, Gobinda Bhog) • Quantity- 67.5 qtls • Area : 173 ha • No. of beneficiaries:430 | Seed distribution completed | 90% Seed Sown | | | | | |
| | | | Community Nursery (Var: Bina 10 &Numali) • Quantity : 350 qtls (BINA 10-200qtls & Numali-150 qtls) • Area : 70 Ha | Seed distribution completed | 90% Seed Sown | | | | | |
| 5 | | National Food Security Mission (NFSM) now Food and Nutrition security (FNS) Scheme | Seed distribution of HYV Paddy (Var: Ranjit Sub 1, Bahadur Sub 1, Numoli & Bina dhan 10) Total Seeds : 3760 qtls Area : 9400 Ha No. of beneficiaries: 20,000 nos. | Seed distribution completed | 90% Seed Sown | | | | | |
| | | | Seed distribution of Hybrid Paddy (Var: SAVA 134) Total Seeds : 35 qtls Area: 350 Ha No. of beneficiaries: 870 nos. | Seed distribution completed | 90% Seed Sown | | | | | |

District Agriculture Office, Bongaigaon

| S.No | Admin .Dept. | Name of Scheme | Number of Works sanctioned in the current Year | Progress of Current Year works / Services- Categorise number of works based on the stage of physical progress | | | | | | |
|------|-----------------------------------------|-------------------------------------------------------------|------------------------------------------------------------------------------------------------------------------------------------------------------------------------------------------------------------------------|---------------------------------------------------------------------------------------------------------------|--------|--------|--------|-------|-------------|----------------------------------------------------------------------------------------------|
| | | | | 100% | 75-99% | 50-74% | 25-49% | 1-25% | Not started | |
| 8 | District Agriculture Office, Bongaigaon | SOPD-G | Community Nursery (Var: Numoli) <ul style="list-style-type: none"> Quantity : 50 qtls Area : 10 Ha | 100% | 75-99% | 50-74% | 25-49% | 1-25% | Not started | |
| | | | | Seed distributed | | | | | | |
| 9 | | Assam Agribusiness and Rural Transformation Project (APART) | | | | | | | | |
| | | Assam Fodder Mission | NIL | | | | | | | |
| | | Assam Millet Mission | NIL | | | | | | | |
| | | Horticulture | 2 in 1 battery operated sprayers distribution Beneficiaries: a) Aie Valley – 3 nos. b) Krishijyoti Agro producer Co. – 1 no. c) Birjhora FPC- 3 nos. d) Joha Rice FPC- 3 nos. Total – 10 nos. | Distributed | | | | | | |
| | | | Rain Shelter Tomato Area:100 sq m. No. of beneficiaries: 2 nos. | Beneficiary list has been approved by DLCC, APART | | | 30% | | | Quotations received. Supply order under process |
| | | | Vermicompost Unit Specification of the unit: 15ft length, 5 ft breadth & 3 ft height. No. of beneficiary : 1 no. | Beneficiary list has been approved by DLCC, APART | | | 25% | | | Work going on. (Selected beneficiary will purchase the inputs for the Vermicompost unit.) |

| S.No | Admin. Dept. | Name of Scheme | Number of Works sanctioned in the current Year | Progress of Current Year works / Services- Categorise number of works based on the stage of physical progress | | | | | | |
|------|-----------------------------------------|----------------|------------------------------------------------------------------------------------------------------|---------------------------------------------------------------------------------------------------------------|--------|--------|--------|-------|-------------|--|
| | | | | 100% | 75-99% | 50-74% | 25-49% | 1-25% | Not started | |
| | District Agriculture Office, Bongaigaon | Sali Paddy | ICMD Demo (0.4 ha) a) Ranjit Sub 1 @ 16 kg per demo No. of beneficiary: 10 nos. | Seed Distributed | | | | | | |
| | | | b) Bahadur Sub 1 @ 16 kg per demo No. of beneficiary: 4 nos. | | | | | | | |
| | | | c) Swarna Sub 1 @ 16 kg per demo No. of beneficiary: 4 nos. | | | | | | | |
| | | | d) Bina Dhan 11 @ 16 kg per demo No. of beneficiary: 2 nos. | | | | | | | |
| | | | Minikit Demo (0.125 ha) a) Ranjit Sub 1 @ 5 kg per demo No. of beneficiary: 130 nos. | Seed Distributed | | | | | | |
| | | | b) Bahadur Sub 1 @ 5 kg per demo No. of beneficiary: 45 nos. | | | | | | | |
| | | | c) Swarna Sub 1 @ 5 kg per demo No. of beneficiary: 5 nos. | | | | | | | |

| Sl.No | Admin. Dept. | Name of Scheme | Number of Works sanctioned in the current Year | Progress of Current Year works / Services- Categorise number of works based on the stage of physical progress | | | | | | | |
|-------|--------------|-----------------------------------------------------------------------------|------------------------------------------------------------------------------------------------------------------------------------------------------------------------------------------------------------------------------------------------------------------------------------------------------------------------------------------------------------------------------------------------------------------------------------------------------------------------------------------------------------------------------------------------------------------------------------------------------------------------------------------------------------------------------------------------------------------------------------------------------------------------------------------------------------------------------------------------------------------------------------|---------------------------------------------------------------------------------------------------------------|--------|--------|--------|-------|-------------|--|--|
| | | | | 100% | 75-99% | 50-74% | 25-49% | 1-25% | Not started | | |
| | | Sali Paddy | Varietal Cafeteria Total= 3 nos. Variety- 10nos. <u>Cafeteria 1</u> Location : Village Rashigaon under Bidyapur ADO Circle. Beneficiary name: Hariprasad Nath Area : 2000 sq. m. Varieties: Numoli, Ranjit, Banni, Sonajul, Kalabhog, Fulpakhuri, Bangalakhi, Panso paspanna, Laljit,Daria <u>Cafeteria 1I</u> Location : Village Sawngaon under Bidyapur ADO circle Beneficiary name: Kanteswar Singha Area : 2000 sq. m. Varieties: Aijong, Boko, Bhog Kala, Notun Bonni, Fulpakhir, Sawtali, Goyasori, Numoli, Gulpi, Kahero <u>Cafeteria 1II</u> Location : Village Kasarpara under Boitamari ADO Circle Beneficiary name: Nilima Kalita Area : 2000 sq. m. Varieties: Ranjit Sub I, Bahadur Sub I,Swarna Sub I, Kola Joha, Dangor Joha, Kola Gujuri,Keteki Joha,Maniki Madhuri,Black Rice, 555 | Seed Sowing completed | | | | | | | |
| | | PWRD Market Modernisation and Improvement Programme (MMIP)-APART-Bongaigaon | 3 nos. of Markets 1. Patiladoha Market 2. Bajitpara Market 3. Alokjhari Market | | | 65% | | | | | |
| | | | | | 75% | | | | | | |

| Sl.No | Admin. Dept. | Name of Scheme | Number of Works sanctioned in the current Year | Progress of Current Year works / Services- Categorise number of works based on the stage of physical progress | | | | | | |
|-------|--------------|--------------------------------------------|-------------------------------------------------------------------|---------------------------------------------------------------------------------------------------------------|--------|--------|--------|-------|-------------|---------------------------------------------------------------------------------------------------------------------------------------------------------------------------------------------------------------------------------------------------------------------------------------------------------|
| | | | | 100% | 75-99% | 50-74% | 25-49% | 1-25% | Not started | |
| | | ADO Office construction- APART- Bongaigaon | Manikpur ADO Circle | | | | | | Not started | Site handed over to the contractor on 13 th July, 2023. |
| | | | Patiladoha ADO Circle | | 50% | | | | | |
| | | | Abhayapuri I ADO Circle | | | 30% | | | | |
| | | | Abhayapuri II ADO Circle | | 60% | | | | | |
| | | | North Salmara | | | | | | Not started | An Adequate land is not available at Chalantapara, so alternative land is identified at Oudubi GP office campus. Accordingly an NOC had taken from President of Oudubi GP. A proposal has already sent to SPD, ARIAS Society for change of site. They had informed to submit some formats and documents |
| 10 | | ATMA | Training- 05 @ Rs. 7,500/- per training | 100% | | | | | | |
| | | | Agriculture Demonstration-05 @ Rs. 4,000/- per demonstration | | | | | | | |
| | | | Allied Demonstration- 05 @ Rs. 4,000/- per demonstration | | | | | | | |
| | | | Farmer Scientist Interaction- 1 @ Rs. 20,000/- per interaction | 100% | | | | | | |
| | | | Operational Expenses (District)-01 @ Rs. 10,000/- per unit | | | | | | | |
| | | | Rewards and Incentives- 04 @ Rs. 20,000/- per awardee | | | | | | | |
| | | | Operational Expenses for DFAC meeting-1 @ Rs. 5,000/- per meeting | | | | | | | DFAC meeting completed |
| | | | Operational Expenses for BFAC meeting-5 @ Rs. 26,00/- per meeting | | | | | | | |

Physical Progress of Works under different Schemes/ Programmes/Projects across Departments- of Previous Years

| S.No | Admin Dept. | Name of Scheme | Total Number of Works pending as on the last date of previous Financial Year | Number of Years delayed for completion - as on the last date of last Financial Year-Categories works based on the delay in completion. | | | | | Progress of Pending works of previous Years pending as on the last date of last Financial Year-Categorise works based on the stage of physical progress | | | | | | |
|------|-----------------------------------------|------------------------------------------------------------------------------------|--------------------------------------------------------------------------------------------------------------------------------|----------------------------------------------------------------------------------------------------------------------------------------|---------------|--------------|-----|-------|---------------------------------------------------------------------------------------------------------------------------------------------------------|-----------------------|--------|---------------------------------------------------------|-------------------------|-------------|----------------------------------------------------------------|
| | | | | Less than 1Yr | >=1 to <3 Yrs | >=3 to <5Yrs | >=5 | Total | 100% | 75-99% | 50-74% | 25-49% | 1-25% | Not started | |
| 1 | District Agriculture Office, Bongaigaon | CMSGUY(Chief Minister Samagra Grammya Unnayan Yojana) | 3 nos. of Combine harvester (1no./LAC) | Less than 1Yr | | | | | Delivery order issued for 3 nos. of Combine harvester | | | 1no. of Combine harvester distributed to Barekamara FPC | | | |
| 2 | | Rashtriya Krishi Vikash Yojana (RKVY) | Reaper-10 nos. | Less than 1Yr | | | | | DLSC approved: 10 nos. | | | | | Not started | Draft not submitted by beneficiaries |
| | | | Mini Oil Mill,2022-23 • Alloted: 10 nos. | | | | | | | DLSC Approved: 8 nos. | | | 1 no. of draft received | | |
| 3 | | National Food Security Mission (NFSM) now Food and Nutrition security (FNS) Scheme | Distribution of Subsidized Power Tillers, 2021-22 Total allotted= 54 nos. Delivered = 32 nos. Pending =22 nos. | | 1-2 years | | | | DLSC approved: 54 nos. | | | | | | 22 nos. of Farmers have not submitted the beneficiaries Share. |

| S.No | Admin. Dept. | Name of Scheme | Total Number of Workspending as on the last date of previous Financial Year | Number of Years delayed for completion - as on the last date of last Financial Year-Categories works based on the delay in completion. | | | | | Progress of Pending works of previous Years pending as on the last date of last Financial Year-Categorise works based on the stage of physical progress | | | | | |
|------|-----------------------------------------|------------------------------------------------------------------------------------|-----------------------------------------------------------------------------------------------------------------|----------------------------------------------------------------------------------------------------------------------------------------|---------------|--------------|-----|-------|---------------------------------------------------------------------------------------------------------------------------------------------------------|--------|-------------------------------------------------------|-------------------|-------|-------------------------------------------------------------------------------------------------------------------------------------------------------------|
| | | | | Less than 1 Yr | >=1 to <3 Yrs | >=3 to <5Yrs | >=5 | Total | 100% | 75-99% | 50-74% | 25-49% | 1-25% | |
| 4 | District Agriculture Office, Bongaigaon | National Food Security Mission (NFSM) now Food and Nutrition security (FNS) Scheme | Distribution of Subsidized Pump-sets,2021-22 Total allotted= 94 nos. DLSC for 19 nos. done in 2021-22 | Less than 1 year | | | | | | | DLSC for 32 nos. done in the current financial years. | Delivered 16 nos. | | Total no. of pumpset approved by DLSC=51 nos. Distributed= 16 nos. Draft Collection pending- 35nos. No application received for 43 nos. of pumpsets. |

Sd/-
District Agriculture Officer
Bongaigaon

Monthly status of Fund receipt and utilization for the Month of Match/23 to Feb/ 24 Year

A. For Schemes: Fund received

| S. No | Admin Dept. | Name of Scheme (+ Implementation Agency) | PFMS Code & SLS Code | Category CS/ CSS/ State/ EAP etc | Opening Balance with CNA/ SNA/ Others- as applicable | | Opening Balance with the District/ Council/ Others- as applicable | | Current Year Allocation to District* | | Fund received in the current year | | Total funds available for Scheme | Funds utilised till now Amount & (% in bracket) | | Amount for which UC's are pending at the end of previous year | Utilization Certificate submitted against total available funds for the current year | Amount for which UC's are pending as on date | | Remarks | |
|-------|-------------------|------------------------------------------|----------------------|----------------------------------|------------------------------------------------------|-------------|-------------------------------------------------------------------|-------------|--------------------------------------|-------------|-----------------------------------|-------------|----------------------------------|-------------------------------------------------|-------------|---------------------------------------------------------------|--------------------------------------------------------------------------------------|----------------------------------------------|-----------------|----------------------------------------------|--|
| | | | | | Central Share | State Share | Central Share | State Share | Central Share | State Share | Central Share | State Share | | Central Share | State Share | | | Of Previous Year | Of Current Year | | |
| 1 | 2 | 3 | 4 | 5 | 6 | 7 | 8 | 9 | 10 | 11 | 12 | 13 | 14 | 15 | 16 | 17 | 18 | 19 | 20 | 21 | |
| 1 | Agriculture Dept. | RIDF (AEE, Agri, Bongaigaon) | | | | | | | | | | | | | | | | | | All Payment related work done by Head Office | |
| 2 | | SMAM (AEE, Agri, Bongaigaon) | | | | | | | | | | | | | | | | | | | |
| 3 | | APART (AEE, Agri, Bongaigaon) | | | | | | | | | | | | | | | | | | | |

Asst. Executive Engineer (Agri)
Bongaigaon

Annexure- B

B. Schemes for which no funds are received by the District/ Council

| Sl. No. | Administrative Department | Scheme Name | Reasons | Remarks if any |
|---------|-------------------------------------------|-------------|---------|-----------------------------------------------------------------|
| 1 | Agriculture Dept. (AEE, Agri, Bongaigaon) | | | There is no any scheme because all fund released by Head Office |
| | | | | |
| | | | | |

Asst. Executive Engineer (Agri)
Bongaigaon

Annexure- C

Physical Progress of Works under different Schemes/ Programmes / Projects across Department- of Current Years

| Sl.No | Admin. Dept | Name of Scheme | Number of Works sanctioned in the current year | | Progress of Current Year works/ Services- Categorise number of works based on the stage of physical progress | | | | | | Remarks |
|----------|------------------------------------------------|----------------|------------------------------------------------|-----|--------------------------------------------------------------------------------------------------------------|----------|----------|----------|----------|-------------|-----------|
| | | | Item | Qty | 100% | 75- 99% | 50- 49% | 25- 49% | 1- 25% | Not started | |
| <i>1</i> | <i>2</i> | <i>3</i> | <i>4</i> | | <i>5</i> | <i>6</i> | <i>7</i> | <i>8</i> | <i>9</i> | <i>10</i> | <i>11</i> |
| 1 | Agriculture Dept (AEE, Agri, Bongaigaon) | SMAM, 2023-24 | VLFMB | 2 | | | | | 2 | | |
| | | | Power Tiller | 11 | | | | 2 | 9 | | |
| | | | Electric Tiller/ Weeder | 2 | | | | | | 2 | |

Asst. Executive Engineer (Agri)
Bongaigaon

Physical Progress of Works under different Schemes/ Programmes / Projects across Department- of Previous Years

| Sl. No. | Admin Dept. | Name of Scheme | Total Number of Works pending as on the last date of previous Financial Year | | Number of years delayed for completion- as on the last date of last Financial Year- Categorise work based on the delay in completion | | | | | Progressn of Pending works of Previous Years pending as on the last date of last Financial Year- Categorise works based on the stage of physical progress | | | | | Remarks | | | | |
|---------|-------------------------------------------|-----------------------------------------------------------|------------------------------------------------------------------------------|------|--------------------------------------------------------------------------------------------------------------------------------------|----------------|----------------|------|-------|-----------------------------------------------------------------------------------------------------------------------------------------------------------|--------|---------|---------|--------|---------|-------------|---|-----|--|
| | | | Item | Nos. | Less than 1 Yr | >= 1 to <3 Yrs | >=3 to < 5 Yrs | >= 5 | Total | 100% | 75-99% | 50- 74% | 25- 49% | 1- 25% | | Not started | | | |
| 1 | 2 | 3 | 4 | 5 | 6 | 7 | 8 | 9 | 10 | 11 | 12 | 13 | 14 | 15 | 16 | 17 | | | |
| 1 | Agriculture Dept. (AEE, Agri, Bongaigaon) | RIDF | STW with Solar PV Pumpset (Surface) | 332 | 332 | | | | | | | | | | | 332 | | | |
| | | | STW with Solar PV Pumpset (Submersible) | 1 | 1 | | | | | | | | | | | | 1 | | |
| | | | STW with Diesel Pumpset | 292 | 292 | | | | | | | | | | | | | 292 | |
| | | | Construction of Knowledge Centre | 4 | 4 | | | | | | | | 1 | 1 | 1 | 1 | | | |
| 2 | SMAM | VLFMB | 8 | 8 | | | | | | 8 | | | | | | | | | |
| | | Rice Transplanter | 1 | 1 | | | | | | 1 | | | | | | | | | |
| | | Reaper | 3 | 3 | | | | | | 3 | | | | | | | | | |
| | | Power Tiller | 3 | 3 | | | | | | 3 | | | | | | | | | |
| 3 | APART | Construction of Office of Agriculture Development Officer | 5 | 5 | | | | | | | 1 | 1 | 1 | 1 | 2 | | | | |

Asst. Executive Engineer (Agri),
Bongaigaon

Monthly status of Fund receipt and utilization for the Month of July Year 2023

Annexure-A

A. For Schemes: Funds received.

| S.No | Ad min. Dep t. | Name of Scheme (+Imple-mentation Agency) | PFMS Code& SLS Code | Category CS/CSS/ State/ EAP etc. | Opening Balance With CNA /SNA/Others- as applicable. | | Opening Balance with the District/Council/ Others-- as applicable. | | Current Year Allocation to District* | | Fund received in the current Year | | Total funds available for Scheme | Funds utilised- till now Amount & (% in bracket) | | Amount for which UCs are pending at the end of previous year | Utilisation Certificate submitted against total available funds for the current year | Amount for which UCs are pending as on date. | | Remarks |
|------|--------------------|---------------------------------------------|---------------------|----------------------------------|------------------------------------------------------|-------------|--------------------------------------------------------------------|-------------|--------------------------------------|-------------|-----------------------------------|-------------|----------------------------------|--------------------------------------------------|-------------|--------------------------------------------------------------|--------------------------------------------------------------------------------------|----------------------------------------------|-----------------|-----------------------|
| | | | | | Central Share | State Share | Central Share | State Share | Central Share | State Share | Central Share | State Share | | Central Share | State Share | | | Of Previous Year | Of Current Year | |
| 1 | 2 | 3 | 4 | 5 | 6 | 7 | 8 | 9 | 10 | 11 | 12 | 13 | 14 | 15 | 16 | 17 | 18 | 19 | 20 | 21 |
| 1 | A.H.& Vety. Deptt. | NADCP/ Directorate | | CS | - | - | - | - | - | - | - | - | 900636/- | 734760/- (81.58%) | - | - | 734760/- | - | - | Fund available at SNA |
| 2 | -Do- | NLM/Directorate | | CS / CSS | - | - | - | - | - | - | - | - | 3357592/- | 1768747/- (52.68%) | - | - | 1768747/- | - | - | On the Process |
| 3 | -Do- | APART (PVC) | | EAP | - | - | - | - | - | - | - | - | 114000/- | 32000/- (28.00%) | - | - | 32000/- | - | - | Fund received by DAO |

* = will be provided by the HOD / Concerned Agency. PFMS: Public Finance Management System; SLS: State Linked Scheme-State Code.

Annexure-B

B. Schemes for which no funds are received by the District/ Council: For (Please visit <https://www.indiabudget.gov.in/index.php> and concerned Ministry / Department website to know the list of Central schemes of current and previous years)

| S.No | Administrative Department | Scheme Name | Reasons | Remarks if any |
|------|---------------------------|-------------|---------|----------------|
| 1 | A.H. & Vety. Deptt. | NIL | | |
| 2 | | | | |

Physical Progress of Works under different Schemes/ Programmes/Projects across Departments- of Current Year

| S.No | Admin. Dept. | Name of Scheme | Number of Works sanctioned in the current Year | Progress of Current Year works / Services- Categorise number of works based on the stage of physical progress | | | | | | |
|------|--------------------|----------------|------------------------------------------------|---------------------------------------------------------------------------------------------------------------|--------|--------|--------|-------|-------------|---|
| | | | | 100% | 75-99% | 50-74% | 25-49% | 1-25% | Not started | |
| 1 | A.H.& Vety. Deptt. | NIL | NIL | - | - | - | - | - | - | - |

Physical Progress of Works under different Schemes/ Programmes/Projects across Departments- of Previous Years

| S.No | Admin. Dept. | Name of Scheme | Total Number of Works pending as on the last date of previous Financial Year | Number of Years delayed for completion - as on the last date of last Financial Year-Categorise works based on the delay in completion. | | | | | Progress of Pending works of previous Years pending as on the last date of last Financial Year-Categorise works based on the stage of physical progress | | | | | | |
|------|-----------------|----------------|------------------------------------------------------------------------------|----------------------------------------------------------------------------------------------------------------------------------------|---------------|--------------|-----|-------|---------------------------------------------------------------------------------------------------------------------------------------------------------|--------|--------|--------|-------|-------------|----------------------------------------------------------------------------------------------------------------------------------------------------------------------------------------------|
| | | | | Less than 1 Yr | >=1 to <3 Yrs | >=3 to <5Yrs | >=5 | Total | 100% | 75-99% | 50-74% | 25-49% | 1-25% | Not started | |
| 1 | A.H.Vety. Deptt | NADCP | - | | | | | NA | | | √ | | | | |
| 2 | -Do- | NLM | 3 Nos | √ | | | | | | | √ | | | | Pending works- 1. Rural Backyard Goat & sheep development program phase II 2. Fodder production by individual farmers 3. Distribution of hand driven chaff cutter. (on the process) |
| 3 | -Do- | APART (PVC) | 2 Nos | √ | | | | | | | | √ | | | 1. Cluster level monthly meeting : 4 2. Field training of pork retailers :01 |

MONTHLY STATUS OF FUND RECEIPT AND UTILISATION FOR THE MONTH OF JULY YEAR 2025.

A. For Schemes: Funds received.

| S.No | Admin. Dept. | Name of Scheme (+Implementation Agency) | PFMS Code & SLS Code | Category CS/CSS/ State/ EAP etc. | Opening Balance With CNA /SNA/Others- as applicable. | | Opening Balance with the District/Council/ Others-- as applicable. | | Current Year Allocation to District* | | Fund received in the current Year | | Total funds available for Scheme | Funds utilised- till now Amount & (% in bracket) | | Amount for which UCs are pending at the end of previous year | Utilisation Certificate submitted against total available funds for the current year | Amount for which UCs are pending as on date. | | Remarks |
|------|--------------------|-----------------------------------------|----------------------|----------------------------------|------------------------------------------------------|-------------|--------------------------------------------------------------------|-------------|--------------------------------------|-------------|-----------------------------------|-------------|----------------------------------|--------------------------------------------------|-----------------|--------------------------------------------------------------|--------------------------------------------------------------------------------------|----------------------------------------------|-----------------|---------|
| | | | | | Central Share | State Share | Central Share | State Share | Central Share | State Share | Central Share | State Share | | Central Share | State Share | | | Of Previous Year | Of Current Year | |
| 1 | 2 | 3 | 4 | 5 | 6 | 7 | 8 | 9 | 10 | 11 | 12 | 13 | 14 | 15 | 16 | 17 | 18 | 19 | 20 | 21 |
| 1 | Fishery Department | Pradhan mantrir matshya sampoda yojana | AS-178 | CSS | 425.10225 | 51.15025 | 425.10225 | 51.15025 | 269.0202 | 31.5578 | 72.60705 | 9.22745 | 0 | 425.10225 (100%) | 51.15025 (100%) | Nil | 81.8345 | Nil | Nil | |

District Fishery Dev. Officer
Bongaigaon

Annexure-B

B. Schemes for which no funds are received by the District/ Council: For (Please visit <https://www.indiabudget.gov.in/index.php>- and concerned Ministry / Department website to know the list of Central schemes of current and previous years)

| S.No | Administrative Department | Scheme Name | Reasons | Remarks if any |
|------|---------------------------|-------------|---------|----------------|
| 1 | Fishery Departmentt | Nil | Nil | Nil |

District Fishery Dev. Officer
Bongaigaon

Physical Progress of Works under different Schemes/ Programmes/Projects across Departments- of Current Year

| S.No | Admin. Dept. | Name of Scheme | Number of Works sanctioned in the current Year | Progress of Current Year works / Services- Categorise number of works based on the stage of physical progress | | | | | |
|------|-------------------------------|-----------------------------|------------------------------------------------|---------------------------------------------------------------------------------------------------------------|-----------------|-----------------|-----------------|----------|-------------------|
| | | | | 100% | 75-99% | 50-74% | 25-49% | 1-25% | Not started |
| A | Fishery Department | PMMSY, 2022-23 | | | | | | | |
| 1 | | Fin Fish Hatchery | 2 nos. | | | | 2 | | |
| 2 | | New Rearing pond | 46 nos./ 8.00 ha | 40 nos./ 6.65 ha | 2 nos./ 0.30 ha | | 4 nos./ 1.05 ha | | |
| 3 | | New pond construction | 38 nos./ 11.00 ha | 36 nos./ 10.50 ha | | 2 nos./ 0.50 ha | | | |
| 4 | | Inputs for fish farming | 38 nos./ 11.00 ha | | | | | | 38 nos./ 11.00 ha |
| 5 | | Inputs for IFS under NEH | 21 nos./ 6.50 ha | | | | | | 21 nos./ 6.50 ha |
| 6 | | FL stocking in wetlands | 5 nos./ 90.00 ha | | | | | | 5 nos./ 90.00 ha |
| 7 | | Backyard ornamental unit | 4 nos. | 1 no. | 3 no. | | | | |
| 8 | | Pen culture | 2 nos./ 2.00 ha | 2 no./ 2.00 ha | | | | | |
| 9 | | Mini Feed mill (2ton/day) | 1 nos. | | | | 1 no. | | |
| 10 | | Large Feed mill (20ton/day) | 1 nos. | | | | 1 no. | | |
| 11 | | Boat & Net (Replacement) | 2 nos. | 2 nos. | | | | | |
| 12 | Livelihood support to fishers | 500 nos. | 7 nos. | | | | | 493 nos. | |

District Fishery Dev. Officer
Bongaigaon

Physical Progress of Works under different Schemes/ Programmes/Projects across Departments- of Previous Years

| S.No | Admin. Dept. | Name of Scheme | Total Number of Works pending as on the last date of previous Financial Year | Number of Years delayed for completion - as on the last date of last Financial Year-Categorise works based on the delay in completion. | | | | | Progress of Pending works of previous Years pending as on the last date of last Financial Year-Categorise works based on | | | | | |
|------|--------------------|--------------------------|------------------------------------------------------------------------------|----------------------------------------------------------------------------------------------------------------------------------------|---------------|--------------|-----|-------|--------------------------------------------------------------------------------------------------------------------------|--------|--------|--------|-------|-------------|
| | | | | Less than 1 Yr | >=1 to <3 Yrs | >=3 to <5Yrs | >=5 | Total | 100% | 75-99% | 50-74% | 25-49% | 1-25% | Not started |
| A | Fishery Department | PMMSY, 2021-22 | | | | | | | | | | | | |
| 1 | | Fish Hatchery | 1 no. | Less than 1 Yr | | | | | | | 1 no. | | | |
| 2 | | Inputs for fish farming | 6 nos. | Less than 1 Yr | | | | | 6 nos. | | | | | |
| 3 | | Backyard ornamental unit | 1 no. | Less than 1 Yr | | | | | 1 no. | | | | | |
| 4 | | Medium RAS | 1 no. | Less than 1 Yr | | | | | | 1 no. | | | | |
| 5 | | Medium Biofloc | 1 no. | Less than 1 Yr | | | | | 1 no. | | | | | |

District Fishery Dev. Officer
Bongaigaon



GOVERNMENT OF ASSAM
OFFICE OF THE SUPERINTENDENT OF HANDLOOM & TEXTILES
NORTH SALMARA :::::::::: ABHAYAPURI

NO. SHTA (G)1/2022-23/54

Dated Abhayapuri the, 01st August, 2023

From : R.N. Das.
Superintendent
Handloom & Textiles
North Salmara, Abhayapuri.

To : ✓ The Deputy Commissioner,
Bongaigaon.

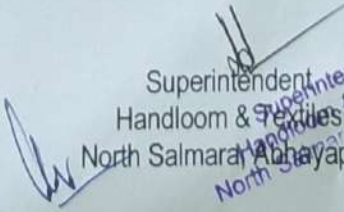
Subject: Submission of Report for the month of July, 2023 under Handloom & Textiles Department in connection with D.D.C Meeting.

Sir,

With reference to the subject cited above, I have the honour to submit herewith the report for the month of July, 2023 under Handloom & Textiles Department in connection with D.D.C Meeting.

This is for favour of your kind information and necessary action.

Yours faithfully


Superintendent
Handloom & Textiles
North Salmara, Abhayapuri


Superintendent
Handloom & Textiles
North Salmara, Abhayapuri

Monthly status of Fund receipt and utilisation for the Month of July Year 2023

For Schemes: Funds received.

| Sl. No. | Admin. Dept. | Name of Scheme (Implementation Agency) | PFMS Code & SLS Code | Category CS/CSS/ State/ EAP etc. | Opening Balance With CNA/SNA/Others-as applicable | | Opening Balance with the District/Council/Others-as applicable | | Current Year Allocation to District* | | Fund received in the current Year | | Total funds available for Scheme | Funds utilised till now Amount & (% in bracket) | | Amount for which UCs are pending at the end of previous year | Utilisation Certificate submitted against total available funds for the current year | Amount for which UCs are pending as on date | | Remarks |
|---------|---------------------|-------------------------------------------|----------------------|----------------------------------|---------------------------------------------------|-------------|----------------------------------------------------------------|-------------|--------------------------------------|-------------|-----------------------------------|-------------|-----------------------------------------------|-------------------------------------------------|-------------|--------------------------------------------------------------|--------------------------------------------------------------------------------------|---------------------------------------------|-----------------|----------------------------------------------------------------------------------------------------------------------------------------------------------------------|
| | | | | | Central Share | State Share | Central Share | State Share | Central Share | State Share | Central Share | State Share | | Central Share | State Share | | | Of Previous Year | Of Current Year | |
| 1 | 2 | 3 | 4 | 5 | 6 | 7 | 8 | 9 | 10 | 11 | 12 | 13 | 14 | 15 | 16 | 17 | 18 | 19 | 20 | 21 |
| 1 | Handloom & Textiles | Swanirbhar Naam Scheme | Nil | - | - | - | - | - | - | - | - | - | Fund record is not available in the District. | - | - | - | - | - | - | 2 nd phase registration of weavers is completed on 31/07/2023. Applied-2207 Nos., Approved -1776 Nos., pending -392 Nos. & rejected - 39 Nos. as on date. |
| 2 | | Weavers Mudra Loan for the year 2022-2023 | - | - | - | - | - | - | - | - | - | - | - | Bank Loan | - | - | - | - | - | 50 Nos. of Loan Proposal has been sent to various bank of the Dist. Sanction & disbursed under process. |

*= Will be provided by the HOD / Concerned Agency. PFMS: Public Finance Management Systems; SLS: State Linked Scheme- State Code


 Superintendent
 Handloom & Textiles
 North Salmara, Abhayapuri
 North Salmara, Abhayapuri

A. Schemes for which no funds are received by the District/Council:

| Sl. No. | Administrative Department | Scheme Name | Reasons | Remarks if any |
|---------|---------------------------|-------------------------------------------|---------|--------------------------------------------------------------------------------------------------------------------------------------------------------------------------|
| 1 | Handloom & Textiles | Swanirbhar Naari Scheme | | 2 nd phase registration of weavers is completed on 31/07/2023. Applied - 2207 Nos., Approved - 1776 Nos., pending - 392 Nos. & rejected - 39 Nos. as on date. |
| 2 | | Weavers Mudra Loan for the year 2022-2023 | | 50 Nos. of Loan Proposal has been sent to various bank of the Dist. Sanction & disbursed under process. |


Physical Progress of Works under different Schemes/Programmes/Projects across Departments- of Current Year

| Sl. No. | Admin. Dept. | Name of Scheme | Number of Works sanctioned in the current Year | Progress of Current Year works/Services- Categorise number of works based on the stage of Physical progress | | | | | | Remarks |
|---------|---------------------|-------------------------------------------|------------------------------------------------|-------------------------------------------------------------------------------------------------------------|--------|--------|--------|-------|-------------|--------------------------------------------------------------------------------------------------------------------------------------------------------------------------|
| | | | | 100% | 75-99% | 50-74% | 25-49% | 1-25% | Not started | |
| 1 | 2 | 3 | 4 | 5 | 6 | 7 | 8 | 9 | 10 | 11 |
| 1 | Handloom & Textiles | Swanirbhar Naari Scheme | | | | | | | | 2 nd phase registration of weavers is completed on 31/07/2023. Applied - 2207 Nos., Approved - 1776 Nos., pending - 392 Nos. & rejected - 39 Nos. as on date. |
| 2 | | Weavers Mudra Loan for the year 2022-2023 | | | | | | | | 50 Nos. of Loan Proposal has been sent to various bank of the Dist. Sanction & disbursed under process. |


 Superintendent
 Handloom & Textiles
 North Salmara, Bhayapuri

Physical Progress of Works under different Schemes/Programmes/Projects across Departments- of Previous Years

| Sl. No. | Admin. Dept. | Name of Scheme | Total Number of Works pending as on the last date of previous Financial Year | Number of Years delayed for completion - as on the last date of last Financial Year-Categorise works based on the delay in completion. | | | | | Progress of Pending works of previous Years pending as on the last date of last Financial Year-Categorise works based on the stage of physical progress | | | | | | |
|---------|---------------------|--------------------|------------------------------------------------------------------------------|----------------------------------------------------------------------------------------------------------------------------------------|---------------|---------------|-----|-------|---------------------------------------------------------------------------------------------------------------------------------------------------------|--------|--------|--------|-------|-------------|--|
| | | | | Less than 1 Yr | >=1 to <3 Yrs | >=3 to <5 Yrs | >=5 | Total | 100% | 75-99% | 50-74% | 25-49% | 1-25% | Not started | |
| 1 | Handloom & Textiles | Swanirbhar Naari | | | | | | | | | | | | | |
| 2 | | Weavers Mudra Loan | | | | | | | | | | | | | |



 Superintendent
 Handloom & Textiles
 North Salmara, Abhayapuri
 North Salmara, Abhayapuri

| | |
|--|--|
| | |
| | |

Monthly status of Fund Receipt and utilisation for the month of July, 2023

A. For the Schemes: Funds received

| S. No. | Admin. Dept. | Name Of scheme (+ Implementation agency) | PFMS Code & Sls Code | Category CS/ CSS/ State/ EAP etc. | Opening Balance with CNA/ SNA/ Others- as applicable | | Opening Balance with the district/ council/ others as applicable | | Current Year Allocation to district In lakhs | | Fund Received in the current Year | | Total funds available for scheme | Funds utilised till now Amount &(% in Bracket) | | Amount for which Ucs are pending at the end of previous year | Utilisation certificate Submitted against total available funds for the current year | Amount for which Ucs are pending as on date | | Remarks |
|--------|--------------|------------------------------------------|----------------------|-----------------------------------|------------------------------------------------------|-------------|------------------------------------------------------------------|-------------|----------------------------------------------|-------------|-----------------------------------|-------------|----------------------------------|------------------------------------------------|-------------|--------------------------------------------------------------|--------------------------------------------------------------------------------------|---------------------------------------------|-----------------|---------|
| | | | | | Central Share | State Share | Central Share | State Share | Central Share | State Share | Central Share | State Share | | Central Share | State Share | | | Of previous year | of current year | |
| 1 | 2 | 3 | 4 | 5 | 6 | 7 | 8 | 9 | 10 | 11 | 12 | 13 | 14 | 15 | 16 | 17 | 18 | 19 | 20 | 21 |
| 1 | P&RD | PMAY-G | NA | NA | NA | NA | NA | NA | 635.70 | 0 | 635.70 | 0 | 635.70 | 121.20 | 0 | 0 | 0 | 0 | 0 | 0 |
| | | MGNREGA | NA | NA | NA | NA | NA | NA | 3119.07 | 0 | | 0 | 3119.07 | 3119.07 | 0 | 0 | 0 | 0 | 0 | 0 |
| | | | | | | | | | | | | | | | | | | | | |
| | | | | | | | | | | | | | | | | | | | | |
| | | | | | | | | | | | | | | | | | | | | |
| | | | | | | | | | | | | | | | | | | | | |
| | | | | | | | | | | | | | | | | | | | | |
| | | | | | | | | | | | | | | | | | | | | |
| | | | | | | | | | | | | | | | | | | | | |
| | | | | | | | | | | | | | | | | | | | | |
| | | | | | | | | | | | | | | | | | | | | |
| | | | | | | | | | | | | | | | | | | | | |
| | | | | | | | | | | | | | | | | | | | | |
| | | | | | | | | | | | | | | | | | | | | |
| | | | | | | | | | | | | | | | | | | | | |
| | | | | | | | | | | | | | | | | | | | | |

*= will be provided by the HOD / Concerned Agency PFMS: Public Finance Management ; SLS: State Link Scheme -State code.

B. Schemes for which no funds are received by the District/Council: For (Please visit-<https://www.indiabudget.gov.in/index.php> and concerned Ministry/Department website to know the list of Central Schemes of current and previous year.)

| Sl No. | Administrative Department | Scheme Name | Reasons | Remarks if any |
|--------|---------------------------|-------------|---------|----------------|
| 1 | P&RD | Nil | Nil | Nil |
| | | | | |
| | | | | |
| | | | | |

Annexure-A

Monthly status of Fund Receipt and utilisation for the month of August, 2023

A. For the Schemes: Funds received

| S. No. | Admin. Dept. | Name Of scheme (+ Implementation agency) | PFMS Code & SIs Code | Category CS/ CSS/ State/ EAP etc. | Opening Balance with CNA/ SNA/ Others- as applicable | | Opening Balance with the district/ council/ others as applicable | | Current Year Allocation to district | | Fund Received in the current Year | | Total funds available for scheme | Funds utilised till now Amount & (% in Bracket) | | Amount for which Ucs are pending at the end of previous year | Utilisation certificate Submitted against total available funds for the current year | Amount for which Ucs are pending as on date | | Remarks |
|--------|-------------------------------------|------------------------------------------|----------------------|-----------------------------------|------------------------------------------------------|-------------|------------------------------------------------------------------|-------------|-------------------------------------|-------------|-----------------------------------|-------------|----------------------------------|-------------------------------------------------|-------------|--------------------------------------------------------------|--------------------------------------------------------------------------------------|---------------------------------------------|-----------------|---------|
| | | | | | Central Share | State Share | Central Share | State Share | Central Share | State Share | Central Share | State Share | | Central Share | State Share | | | Of previous year | of current year | |
| 1 | 2 | 3 | 4 | 5 | 6 | 7 | 8 | 9 | 10 | 11 | 12 | 13 | 14 | 15 | 16 | 17 | 18 | 19 | 20 | 21 |
| 1 | Dairy Development Officer, Goalpara | NIL | NA | NA | NA | NA | NA | NA | NA | NA | NA | NA | NA | NA | NA | NA | NA | NA | NA | |

* = will be provided by the HOD / Concerned Agency PFMS: Public Finance Management ; SLS: State Link Scheme -State code.

Annexure-B

B. Schemes for which no funds are received by the District/Council: For (Please visit-<https://www.indiabudget.gov.in/index.php>- and concerned Ministry/Department website to know the list of Central Schemes of current and previous year.)

| Sl No. | Administrative Department | Scheme Name | Reasons | Remarks if any |
|--------|-------------------------------------|-------------|---------|----------------|
| 1 | Dairy Development Officer, Goalpara | NA | NA | |

Mohibul Sikder
I/C Dairy Development Officer
Goalpara

Monthly status of Fund receipt and utilisation for the Month of July Year 2023

A. For Schemes: Funds received

| Sl.No | Admin. Dept. | Name of Scheme (+Implementation Agency) | PFMS Code& SLS Code | Category CS/CSS/ State / EAP etc | Opening Balance With CNA /SNA/Others- as applicable | | Opening Balance with the District/Council/ Others-- as applicable | | Current Year Allocation to District* | | Fund received in the current Year | | Total funds available for Scheme | Funds utilised till now Amount & (% in bracket) | | Amount for which UCs are pending at the end of previous year | Utilisation Certificate submitted against total available funds for the current year | Amount for which UCs are pending as on date. | | Remarks |
|-------|----------------------------------------------|--------------------------------------------|---------------------|----------------------------------|-----------------------------------------------------|-------------|-------------------------------------------------------------------|-------------|--------------------------------------|-------------|-----------------------------------|-------------|----------------------------------|-------------------------------------------------|-------------|--------------------------------------------------------------|--------------------------------------------------------------------------------------|----------------------------------------------|-----------------|---------|
| | | | | | Central Share | State Share | Central Share | State Share | Central Share | State Share | Central Share | State Share | | Central Share | State Share | | | Of Previous Year | Of Current Year | |
| 1 | 2 | 3 | 4 | 5 | 6 | 7 | 8 | 9 | 10 | 11 | 12 | 13 | 14 | 15 | 16 | 17 | 18 | 19 | 20 | 21 |
| 1 | Assam Skill Development Mission under (SEED) | 0 | 0 | 0 | 0 | 0 | 0 | 0 | 0 | 0 | 0 | 0 | 0 | 0 | 0 | 0 | Nil | 0 | 0 | |

Sd/-
District Project Manager
Assam Skill Development Mission
Bongaigaon

Annexure-B**B. Schemes for which no funds are received by the District/ Council**

| Sl. No | Administrative Department | Scheme Name | Reasons | Remarks if any |
|--------|---------------------------------|-----------------------------------------|-----------------------------------------------|----------------|
| 1 | Assam Skill Development Mission | RPL(JJM), PLSDTP(SST) PLSDTP(RTD) | Utilize by State Mission Office. (ASDM) | Nil |

Sd/-
District Project Manager
Assam Skill Development Mission
Bongaigaon

Annexure-C.**Physical Progress of Works under different Schemes/ Programmes/Projects across Departments- of Current Year**

| Sl. No | Admin. Dept. | Name of Scheme | Number of Works sanctioned in the current Year | Progress of Current Year works / Services- Categorise number of works based on the stage of physical progress | | | | | | |
|--------|---------------------------------|----------------|------------------------------------------------|---------------------------------------------------------------------------------------------------------------|--------|--------|--------|-------|-------------|--|
| | | | | 100% | 75-99% | 50-74% | 25-49% | 1-25% | Not started | |
| 1 | Assam Skill Development Mission | JJM RPL | 30 | 100 | | | | | | |
| | Assam Skill Development Mission | JJM RPL | 90 | | | | | | Not started | |
| | Assam Skill Development Mission | PLSDTP (SST) | 150 | | | | | | Not Started | |
| | Assam Skill Development Mission | PLSDTP (RTD) | 30 | | | | | | Not Started | |

Sd/-

**District Project Manager
Assam Skill Development Mission
Bongaigaon**

Physical Progress of Works under different Schemes/ Programmes/Projects across Departments- of Previous Years

| Sl. No | Admin. Dept. | Name of Scheme | Total Number of Works pending as on the last date of previous Financial Year | Number of Years delayed for completion - as on the last date of last Financial Year- Categorise works based on the delay in completion | | | | | Progress of Pending works of previous Years pending as on the last date of last Financial Year-Categorise works based on the stage of physical progress | | | | | | |
|--------|---------------------------------|----------------|------------------------------------------------------------------------------|----------------------------------------------------------------------------------------------------------------------------------------|--------|--------------|-----|-------|---------------------------------------------------------------------------------------------------------------------------------------------------------|--------|--------|--------|-------|-------------|--|
| | | | | Less than 1 Yr | >=1 to | >=3 to <5Yrs | >=5 | Total | 100% | 75-99% | 50-74% | 25-49% | 1-25% | Not started | |
| 1 | Assam Skill Development Mission | Nil | Nil | | | | | | | | | | | | |

Sd/-
District Project Manager
Assam Skill Development Mission
Bongaigaon

Monthly status of Fund receipt and utilisation for the Month of July 2023

A. For Schemes: Funds received

| Sl.No | Admin. Dept. | Name of Scheme (+ Implementation Agency) | PFMS Code& SLS Code | Category CS/CSS/ State/ EAP etc | Opening Balance With CNA /SNA/ Others- as applicable | | Opening Balance with the District/ Council/ Others-- as applicable | | Current Year Allocation to District* | | Fund received in the current Year | | Total funds available for Scheme | Funds utilised till now Amount & (% in bracket) | | Amount for which UCs are pending at the end of previous year | Utilisation Certificate submitted against total available funds for the current year | Amount for which UCs are pending as on date. | | Remarks |
|-------|-----------------------------|---------------------------------------------|---------------------|------------------------------------|---------------------------------------------------------------|----------------|-----------------------------------------------------------------------------|----------------|-----------------------------------------|----------------|--------------------------------------|----------------|-------------------------------------|-------------------------------------------------------|----------------|--------------------------------------------------------------------|--------------------------------------------------------------------------------------------|----------------------------------------------------|-----------------------|--------------------------------------------------------------------------------------------------------------------------------------------------------|
| | | | | | Central Share | State Share | Central Share | State Share | Central Share | State Share | Central Share | State Share | | Central Share | State Share | | | Of Previous Year | Of Current Year | |
| 1 | 2 | 3 | 4 | 5 | 6 | 7 | 8 | 9 | 10 | 11 | 12 | 13 | 14 | 15 | 16 | 17 | 18 | 19 | 20 | 21 |
| 1 | Women and Child Development | Model AWC (NIDA-Phase 1) | NA | State | NA | NA | NA | NA | 23625000 | | 23625000 | | 23625000 | 0% | | NA | NA | NA | NA | |
| 2 | | Model AWC (RIDF- Phase 1) | NA | State | NA | NA | NA | NA | 8100000 | | 8100000 | | 8100000 | 0% | | NA | NA | NA | NA | |
| 3 | | SNP | NA | CSS | NA | NA | NA | NA | 11290162 | | 11290162 | | 8548128 | 2742034 (24.29%) | | 23053437 | NA | 23053437.36 | NA | |
| 4 | | Pradhan Mantri Matru Vandana Yojana | NA | CSS | NA | NA | NA | NA | NA | | NA | | NA | NA | | NA | Nil | 0 | Nil | Direct Benefit Transfer (DBT) to the eligible beneficiary from Directorate of WCD,Asam. |
| 5 | | Poshan Ahiyaan | NA | CSS | NA | NA | NA | NA | 3542250 | | 3542250 | | 3542250 | 0% | | Submitted | Nil | Nil | Nil | Fund transfer of Rs.11,16,000/- to 1116 nos. of AWCMC for conduct CBE has been proceed on 27 May 2023 and file is under process at FAO/TO. |
| 6 | | Beti Bachao Beti Padhao | NA | CSS | NA | NA | NA | NA | 1754200 | | 1754200 | | 1754200 | 0% | | Nil | Nil | Nil | Nil | |
| 7 | | OSC | NA | CS | NA | NA | NA | NA | 824900 | | 824900 | | 461414 | 363486 (44%) | | 2747443 | Nil | 2747443 | Nil | UC and fund transfer under Management Head files are undre process at FAO/TO. |

i/c District Social Welfare Officer,
Bongaigaon.

Annexure-B**B. Schemes for which no funds are received by the District/ Council**

| Sl. No | Administrative Department | Scheme Name | Reasons | Remarks if any |
|--------|---------------------------|-------------------------------------|---------|---------------------------------------------------------------------------------------|
| 1 | Women & Child Development | Pradhan Mantri Matru Vandana Yojana | Nil | Beneficiary direct benefit from Directorate of of WCD |
| 2 | | Model AWC RIDF : 20 Nos. (Phase-2) | Nil | RIDF : 20 Nos. (Phase-2) of Model AWC sanctioned but fund has been not yet received . |

i/c District Social Welfare Officer,
Bongaigaon.

Annexure-C.

Physical Progress of Works under different Schemes/ Programmes/Projects across Departments- of Current Year

| Sl. No | Admin. Dept. | Name of Scheme | Number of Works sanctioned in the current Year | Progress of Current Year works / Services- Categorise number of works based on the stage of physical progress | | | | | Remarks | |
|--------|-----------------------------|-------------------------------------|--------------------------------------------------------------------------------|---------------------------------------------------------------------------------------------------------------|--------|--------|--------|-------------------------------------------------------------------------|-------------|-------------------|
| | | | | 100% | 75-99% | 50-74% | 25-49% | 1-25% | | Not started |
| 1 | Women and Child Development | Model AWC | SOPD-15 Nos. | 100% | | | | | | Completed |
| | | | RIDF-12 Nos. | | | | | | Not Started | 30% Fund Received |
| | | | NIDA-35 Nos. | | | | | | Not Started | 30% Fund Received |
| | | | RIDF-20 Nos. | | | | | | Not Started | Fund Not Received |
| 2 | | Pradhan Mantri Matru Vandana Yojana | 6722 Nos. Beneficiary targeted (1st Child-4511 Nos.+2nd Girl Child -2211 Nos.) | | | | | 1350 nos.of beneficiaries registered in the PMMVY CAS Portal i.e-20.08% | | |

i/c District Social Welfare Officer,
Bongaigaon.

Physical Progress of Works under different Schemes/ Programmes/Projects across Departments- of Previous Years

| Sl. No | Admin. Dept. | Name of Scheme | Total Number of Works pending as on the last date of previous Financial Year | Number of Years delayed for completion - as on the last date of last Financial Year-Categorise works based on the delay in completion | | | | | Progress of Pending works of previous Years pending as on the last date of last Financial Year-Categorise works based on the stage of physical progress | | | | | | |
|--------|-----------------------------|-------------------------|------------------------------------------------------------------------------|---------------------------------------------------------------------------------------------------------------------------------------|--------|--------------|-----|-------|---------------------------------------------------------------------------------------------------------------------------------------------------------|--------|--------|--------|-------|-------------|----|
| | | | | Less than 1 Yr | >=1 to | >=3 to <5Yrs | >=5 | Total | 100% | 75-99% | 50-74% | 25-49% | 1-25% | Not started | |
| 1 | Women and Child Development | RIDF-12 Nos. (Phase 1) | 12 | 12 | | | | | | | | | | 12 | |
| 2 | | NIDA-35 Nos. (Phase 1) | 35 | 35 | | | | | | | | | | | 35 |

i/c District Social Welfare Officer,
Bongaigaon.

Monthly status of Fund receipt and utilisation for the Month of July Year 2023

| Sl.No | Admin. Dept. | Name of Scheme (+Implementing Agency) | PFMS Code& SLS Code | Category CS/CSS/ State/ EAP etc | Opening Balance With CNA /SNA/Others- as applicable | | Opening Balance with the District/Council/ Others- as applicable | | Current Year Allocation to District* | | Fund received in the current Year | | Total funds available for Scheme | Funds utilised- till now Amount & (%) in bracket) | | Amount for which UCs are pending at the end of previous year | Utilisation Certificate submitted against total available funds for the previous year. | Amount for which UCs are pending as on date. | | Derivative |
|-------|--------------------------------------------|------------------------------------------|----------------------------|------------------------------------|--------------------------------------------------------------|----------------|------------------------------------------------------------------------------|----------------|--------------------------------------------|----------------|--------------------------------------|----------------|----------------------------------------|---------------------------------------------------------|----------------|--------------------------------------------------------------------|-------------------------------------------------------------------------------------------------|----------------------------------------------------|-----------------------|------------|
| | | | | | Central Share | State Share | Central Share | State Share | Central Share | State Share | Central Share | State Share | | Central Share | State Share | | | Of Previous Year | Of Current Year | |
| | | | | | 6 | 7 | 8 | 9 | 10 | 11 | 12 | 13 | | 14 | 15 | | | 16 | 17 | |
| 1 | District Child Protection Unit, Bongaigaon | 1. Sponsorship Fund | ASBO000 2724 & AS 17 | N/A | N/A | N/A | NIL | NIL | | | 43,84,000 | NIL | 43,84,000 | NIL (0%) | NIL | 13380000 (DUE TO PMFS PROBLEM) | NIL | 13,3,8000 | 4,384,000 | 2 |
| 2 | | 2. Covid Victim Beneficiary Fund | | | | | | | | | 810,288 | | 8,10,288 | NIL (0%) | NIL | | | | 810,288 | |
| 3 | | 3. PM cares | | | | | | | | | NIL | | NIL | | | | | | | |
| 4 | | 4. Fostre care | | | | | | | | | NIL | | NIL | | | | | | | |
| 5 | | 5. After care | | | | | | | | | NIL | | NIL | | | | | | | |


 Dist. Child Protection Officer
 Bongaigaon

CWC case registered

| Sl.No | Type of Case | July 2023 |
|-------|--------------|-----------|
| 1 | Missing | 3 |
| 2 | Runaway | 5 |
| 3 | Orphen | 1 |
| 4 | POCSO coun.. | 5 |
| 5 | Elopment | 9 |
| 6 | Others | 5 |
| | Total= | 28 |
| | | |


District Child Protection Officer
Dist. Child Protection Officer
Bongai
Bongai

Annexure-A

Monthly status of Fund receipt and utilization for the Month of July Year 2023

A. For Schemes: Funds received.

| S.No | Admin Dept. | Name of Scheme | PFMS Code & SLS Code | Category S/CS/CS S/EAP etc. | Opening Balance With CNA /SNA/Others- as applicable. | | Opening Balance with the District/Council/ Others-- as applicable. | | Current Year Allocation District* | | Fund received in the current year | | Total funds available for Scheme | Funds utilized- till now Amount& (%) in bracket) | | Amount for which U/Cs are pending at the end of previous year | Utilization Certificate submitted against total available funds for the current year | Amount for which U/Cs are pending as on | | Remarks |
|------|------------------|--------------------------------------------|----------------------|-----------------------------|------------------------------------------------------|-------------|--------------------------------------------------------------------|-------------|-----------------------------------|-------------|-----------------------------------|-------------|----------------------------------|--------------------------------------------------|-----------------|---------------------------------------------------------------|--------------------------------------------------------------------------------------|-----------------------------------------|--------|---------|
| | | | | | Central Share | State Share | Central Share | State Share | Central Share | State Share | Central Share | State Share | | Of Previous Year | Of Current Year | | | | | |
| 1 | 2 | 3 | 4 | 5 | 6 | 7 | 8 | 9 | 10 | 11 | 12 | 13 | 14 | 15 | 16 | 17 | 18 | 19 | 20 | 21 |
| 1 | D.S.O. Bongaijan | Kheto India Small Coaching Centre (Hockey) | - | - | - | - | - | - | 5 Lakh | - | 2023 | - | 5 Lakh | - | 0% | - | - | - | 5 lakh | - |

* = will be provided by the HOD / Concerned Agency. PFMS: Public Finance Management System; SLS: State Linked Scheme-State Code.

Annexure-B

B. Schemes for which no funds are received by the District/ Council: For (Please visit <https://www.indiabudget.gov.in/index.php> and concerned Ministry / Department website to know the list of Central schemes of current and previous years)

| S.No | Administrative Department | Scheme Name | Reasons | Remarks if any |
|------|---------------------------|-------------|---------|----------------|
| 1 | | Nil | | Nil |
| 2 | | | | |

Physical Progress Works under different schemes/ Programmes / Projects across Departments of Current Year

Annexure-C

| Sl. No. | Admin. Dept. | Name of Scheme | Number of Works Sanctioned in the current Year | Progress of current year works/ Services- Carogonise number of works based on the stage of Physical progress | | | | | | | | | | | |
|---------|--------------|----------------|----------------------------------------------------------------|--------------------------------------------------------------------------------------------------------------|------|---|--------|---|--------|---|---|--------|-------|-------------|-----|
| 1 | Bongaiagon | D.S.O | Chief Minister Samgraya Gramya Unayan (Playground Development) | Nil | 100% | 2 | 75.99% | 7 | 50.74% | - | 1 | 25.49% | 1.25% | Not started | Nil |

Physical Progress Works under different schemes/ Programmes / Projects across Departments of Previous Year

Annexure-D

| S.No. | Admin. Dept. | Name of Scheme | Total No. of works pending as on the last date of the last Financial Year | No. of Years delayed for completion as on the last date of the last Financial year- Categorise works based on the delay in competition | | | | | | Total | 100% | Progress of Pending works of previous Years Pending as on the last date of last Financial Year- Categorise works based on the stage of physical progress | | | | | | |
|-------|--------------|----------------------------------------------------------------|---------------------------------------------------------------------------|----------------------------------------------------------------------------------------------------------------------------------------|-----------------|------|---|---|----|-------|------|----------------------------------------------------------------------------------------------------------------------------------------------------------|--------|--------|--------|-------------|-------------|-----|
| | | | | >= 1 to <3 Yrs. | >= 3 to <5 Yrs. | >= 5 | < | > | >= | | | 75.99% | 50.74% | 25.49% | 1.25% | Not started | | |
| 1 | D.S.O | Chief Minister Samgraya Gramya Unayan (Playground Development) | 10 | >= 1 to <3 Yrs. | >= 3 to <5 Yrs. | >= 5 | < | > | >= | 10 | 100% | 7 | 75.99% | 50.74% | 25.49% | 1.25% | Not started | Nil |

Monthly status of Fund receipt and utilisation for the Month of July, 2023 Year 2023-2024

A. For Schemes: Funds received.

| S.No | Admin. Dept. | Name of Scheme (+Implementation Agency) | PFMS Code & SLS Code | Category CS/CSS/State/EAP etc. | Opening Balance With CNA /SNA/Others- as applicable. | | Opening Balance with the District/Council/ Others-- as applicable. | | Current Year Allocation to District* | | Fund received in the current Year | | Total funds available for Scheme | Funds utilised- till now Amount & (% in bracket) | | Amount for which UCs are pending at the end of previous year | Utilisation Certificate submitted against total available funds for the current year | Amount for which UCs are pending as on date. | | Remarks |
|------|----------------|-----------------------------------------|----------------------|--------------------------------|------------------------------------------------------|-------------|--------------------------------------------------------------------|-------------|--------------------------------------|-------------|-----------------------------------|-------------|----------------------------------|--------------------------------------------------|-------------|--------------------------------------------------------------|--------------------------------------------------------------------------------------|----------------------------------------------|-----------------|---------|
| | | | | | Central Share | State Share | Central Share | State Share | Central Share | State Share | Central Share | State Share | | Central Share | State Share | | | Of Previous Year | Of Current Year | |
| 1 | 2 | 3 | 4 | 5 | 6 | 7 | 8 | 9 | 10 | 11 | 12 | 13 | 14 | 15 | 16 | 17 | 18 | 19 | 20 | 21 |
| | Labour Welfare | NIL | NIL | NIL | NIL | NIL | NIL | NIL | NIL | NIL | NIL | NIL | NIL | NIL | NIL | NIL | NIL | NIL | NIL | NIL |
| | | | | | | | | | | | | | | | | | | | | |
| | | | | | | | | | | | | | | | | | | | | |
| | | | | | | | | | | | | | | | | | | | | |
| | | | | | | | | | | | | | | | | | | | | |
| | | | | | | | | | | | | | | | | | | | | |
| | | | | | | | | | | | | | | | | | | | | |

* = will be provided by the HOD / Concerned Agency. PFMS: Public Finance Management System; SLS: State Linked Scheme-State Code.

Annexure-B

B. Schemes for which no funds are received by the District/ Council: For (Please visit <https://www.indiabudget.gov.in/index.php> and concerned Ministry / Department website to know the list of Central schemes of current and previous years)

| S.No | Administrative Department | Scheme Name | Reasons | Remarks if any |
|------|---------------------------|-------------|---------|----------------|
| 1 | Labour Welfare | NIL | NIL | |
| 2 | | | | |

B. Schemes for which no funds are received by the District/ Council

Annexure-B

Jul-23

| S.No | Administrative Department | Scheme Name | Reasons | Remarks if any |
|------|---------------------------|-------------|---------|----------------|
| 1 | Health (NHM) | | | Nil |
| 2 | | | | |
| 3 | | | | |
| 4 | | | | |
| 5 | | | | |
| 6 | | | | |

| Physical Progress of Works under different Schemes/ Programmes/Projects across Departments- of Current Year(upto July- Annexure-C. | | | | | | | | | | | |
|------------------------------------------------------------------------------------------------------------------------------------|----------------|-----------------------------------------------------------------------------------------------------------------------------------------------------------------------------------------------------------------------------|-----------------------------------|------------------------------------------------------------------------------------------------------|--------|--------|--------|-------|-------------|--------|---------------------------------------------------------------------------------------------------------------------------------------------------------------------------------------|
| S.No | Admin. Dept. | Name of Scheme | Number of Works sanctioned in the | Progress of Current Year works / Services- Categorise number of works based on the stage of physical | | | | | Not started | Remark | |
| | | | | 100% | 75-99% | 50-74% | 25-49% | 1-25% | | | |
| 1 | Health (NHM) | Repairing and Renovation of 210 Nos Sub Centers to Up Grade them as Health and Wellness Centers at various places of Assam sanctioned in RoP 2020-21 , Pkg No : NHM/H&WC/SC/Group-5[9nos of Scheme – Bongaigaon District]. | 9 (2020-2021) | 8Nos | | | | | | | 1no Could not do the repairing and renovation work and it may be proposed as Buildingless Sub Center under PM ABHIM Project accordingly land document is already submitted to the SHQ |
| 2 | Health (NHM) | Repairing and Renovation of 210 Nos Sub Centers to Up Grade them as Health and Wellness Centers at various places of Assam sanctioned in RoP 2020-21 , Pkg No : NHM/H&WC/SC/Group-4[8nos of Scheme – Bongaigaon District]. | 8 (2020-2021) | 8Nos | | | | | | | |
| 3 | Health (NHM) | Repairing and renovation of sub Centers to upgrade them as Health and Wellness Center at Various places of Assam (67 nos of Balance HWC from RoP 2018-19) Group B (5nos of Scheme in Bongaigaon District) | 5 (2018-2019) | 5Nos | | | | | | | |
| 4 | Health (NHM) | Repairing/Renovation of 592 nos of Sub centers to upgrade them as Health and Wellness Centers at Various places of Assam from RoP 2021-22, group 10(7 nos Scheme in Bongaigaon District | 7 (2021-2022) | 6Nos | | | | | | | 1no Could not do the repairing and renovation work and it may be proposed as Buildingless Sub Center under PM ABHIM Project accordingly land document is already submitted to the SHQ |
| 5 | Health (NHM) | Repairing/Renovation of 592 nos of Sub centers to upgrade them as Health and Wellness Centers at Various places of Assam from RoP 2021-22 , group 9 (8nos of: Scheme in Bongaigaon Distric | 8 (2021-2022) | 8Nos | | | | | | | |
| 6 | Health (NHM) | Upgradation of Chalantapara MPHc to CHC in Bongaigaon District Under NHM , Assam | 1 (2020-2021) | 1Nos | | | | | | | |
| 7 | Health (NHM) | CONSTRUCTION OF 10 (TEN) BEDDED GERIATRIC UNIT AT DISTRICT HOSPITAL IN BONGAIGAON DISTRICT UNDER NHM, ASSAM | 1 (2018-2019) | | | 1Nos | | | | | |
| 8 | Health (NHM) | Establishing 20 bedded wards closer to the CHCs at various places of Assam under ECRP-II, NHM on turn key basis Group 4 , 1no of 20 bedded ward at North salmara sd in Bongaigaon District | 1 (2021-2022) | | | 1nos | | | | | |
| 9 | Health (NHM) | Construction of BPHU at Bongaigaon BPHC in Bongaigaon District for FY 2021-2022 under PM ABHIM on turn key basis | 1 (2021-2022) | | | 1nos | | | | | |

Monthly status of Fund receipt and utilisation for the Month of July Year 2023

A. For Schemes: Funds received

| Sl.No | Admin. Dept. | Name of Scheme (+Implementation Agency) | PFMS Code& SLS Code | Category CS/CSS/ State/ EAP etc | Opening Balance With CNA /SNA/Others- as applicable | | Opening Balance with the District/Council/ Others-- as applicable | | Current Year Allocation to District* | | Fund received in the current Year | | Total funds available for Scheme | Funds utilised ₁ till now Amount & (% in bracket) | | Amount for which UCs are pending at the end of previous year | Utilisation Certificate submitted against total available funds for the current year | Amount for which UCs are pending as on date. | | Remarks |
|-------|--------------|--------------------------------------------|---------------------|------------------------------------|--------------------------------------------------------------|-------------|-------------------------------------------------------------------------------|-------------|--------------------------------------------|-------------|--------------------------------------|-------------|----------------------------------------|--------------------------------------------------------------------|-------------|--------------------------------------------------------------------|--------------------------------------------------------------------------------------------|----------------------------------------------------|--------------------|---------------------------------------------|
| | | | | | Central Share | State Share | Central Share | State Share | Central Share | State Share | Central Share | State Share | | Central Share | State Share | | | Of Previous Year | Of Current Year | |
| 1 | 2 | 3 | 4 | 5 | 6 | 7 | 8 | 9 | 10 | 11 | 12 | 13 | 14 | 15 | 16 | 17 | 18 | 19 | 20 | 21 |
| 1 | FCS&CA | NFSA, 13 (PMGKAY) | | CSS | 0 | 0 | 0 | 0 | 1E+07 | 0 | 1E+07 | 0 | 1E+07 | 12956674 (100%) | 0 | 0 | Nil | 0 | 12956674 | |
| 2 | | Samabay Sabalikarn Yojana | | SOPD | 0 | 0 | 0 | 0 | 0 | 2E+06 | 0 | #### | 2E+06 | 0 | 0 | 0 | Nil | 0 | 2174222 | Sanction order put up on 14- 07-23 |

Sd/-
i/c Deputy Director
Food, Civil Supplies & Consumer Affairs Deptt.
Bongaigaon

Annexure-B

B. Schemes for which no funds are received by the District/ Council

| Sl. No | Administrative Department | Scheme Name | Reasons | Remarks if any |
|--------|---------------------------|-------------|---------|----------------|
| 1 | FCS&CA | Nil | Nil | Nil |

Sd/-
i/c Deputy Director
Food, Civil Supplies & Consumer Affairs Deptt.
Bongaigaon

Annexure-C.

Physical Progress of Works under different Schemes/ Programmes/Projects across Departments- of Current Year

| Sl. No | Admin. Dept. | Name of Scheme | Number of Works sanctioned in the current Year | Progress of Current Year works / Services- Categorise number of works based on the stage of physical progress | | | | | | |
|--------|--------------|----------------|------------------------------------------------|---------------------------------------------------------------------------------------------------------------|--------|--------|--------|-------|-------------|--|
| | | | | 100% | 75-99% | 50-74% | 25-49% | 1-25% | Not started | |
| 1 | FCS&CA | Nil | Nil | | | | | | | |

Sd/-
i/c Deputy Director
Food, civil Supplies & Consumer Affairs Deptt
Bongaigaon

Annexure-D

Physical Progress of Works under different Schemes/ Programmes/Projects across Departments- of Previous Years

| Sl. No | Admin. Dept. | Name of Scheme | Total Number of Works pending as on the last date of previous Financial Year | Number of Years delayed for completion - as on the last date of last Financial Year- Categorise works based on the delay in completion | | | | | Progress of Pending works of previous Years pending as on the last date of last Financial Year-Categorise works based on the stage of physical progress | | | | | | |
|--------|--------------|----------------|------------------------------------------------------------------------------|----------------------------------------------------------------------------------------------------------------------------------------|--------|--------------|-----|-------|---------------------------------------------------------------------------------------------------------------------------------------------------------|--------|--------|--------|-------|-------------|--|
| | | | | Less than 1 Yr | >=1 to | >=3 to <5Yrs | >=5 | Total | 100% | 75-99% | 50-74% | 25-49% | 1-25% | Not started | |
| 1 | FCS&CA | Nil | Nil | | | | | | | | | | | | |

Sd/-
i/c Deputy Director
Food, civil Supplies & Consumer Affairs Dept
Bongaigaon

Monthly status of Fund receipt and utilisation for the Month of July, Year 2023

Annexure-A

A. For Schemes: Funds received.

| S.No | Admin. Dept. | Name of Scheme (Implementation Agency) | PFMS Code & SLS Code | Category CS/CSS/State/EAP etc. | Opening Balance With CNA /SNA/Others- as applicable. | | Opening Balance with the District/Council/ Others-- as applicable. | | Current Year Allocation to District* | | Fund received in the current Year | | Total funds available for Scheme | Funds utilised till now Amount & (% in bracket) | | Amount for which UCs are pending at the end of previous year | Utilisation Certificate submitted against total available funds for the current year | Amount for which UCs are pending as on date. | | Remarks |
|------|--------------|-------------------------------------------------------------------------------------------------------------------------|----------------------|--------------------------------|------------------------------------------------------|-------------|--------------------------------------------------------------------|-------------|--------------------------------------|-------------|-----------------------------------|-------------|----------------------------------|-------------------------------------------------|-------------|--------------------------------------------------------------|--------------------------------------------------------------------------------------|----------------------------------------------|-----------------|----------------------------------------------------|
| | | | | | Central Share | State Share | Central Share | State Share | Central Share | State Share | Central Share | State Share | | Central Share | State Share | | | Of Previous Year | Of Current Year | |
| 1 | 2 | 3 | 4 | 5 | 6 | 7 | 8 | 9 | 10 | 11 | 12 | 13 | 14 | 15 | 16 | 17 | 18 | 19 | 20 | 21 |
| 1 | Education | Construction of Girls Toilet (2018-19) at Abhayeswari HS & MP School (SMDC) | | CS | 1.272 | 0 | 0 | 0 | 1.908 | 0 | 1.908 | 0 | 3.18 | 3.18(100%) | 0 | 0 | No | 0 | 1.908 | |
| 2 | Education | Construction of Library room (2019-20) at Bhatipara High School (SMDC) | | CS | 13.23 | 0 | 0 | 0 | 2.29 | 0 | 2.29 | 0 | 15.52 | 15.52(100%) | 0 | 0 | No | 0 | 2.29 | |
| 3 | Education | Construction of Library room (2019-20) at Bongaigaon Town Hs (SMDC) | | CS | 13.23 | 0 | 0 | 0 | 0 | 0 | 0 | 0 | 13.23 | 13.23 (100%) | 0 | 0 | Yes | 0 | 0 | |
| 4 | Education | Construction of Library room (2019-20) at North Boitamari H.E.School (SMDC) | | CS | 13.23 | 0 | 0 | 0 | 2.29 | 0 | 2.29 | 0 | 15.52 | 15.52(100%) | 0 | 0 | No | 0 | 2.29 | |
| 5 | Education | Construction of Art/Craft room (2019-20) at Golapara High School (SMDC) | | CS | 11.229 | 0 | 0 | 0 | 3.451 | 0 | 3.451 | 0 | 14.68 | 14.68(100%) | 0 | 0 | No | 0 | 3.451 | |
| 6 | Education | Construction of Art/Craft room (2019-20) at Abhayeswari H.S. & MP School (SMDC) | | CS | 13.991 | 0 | 0 | 0 | 0.689 | 0 | 0.689 | 0 | 14.68 | 14.68(100%) | 0 | 0 | No | 0 | 0.689 | |
| 7 | Education | Construction of Art/Craft room (2019-20) at Vivekananda Vidyapith HSS (SMDC) | | CS | 13.991 | 0 | 0 | 0 | 0.689 | 0 | 0.689 | 0 | 14.68 | 14.68(100%) | 0 | 0 | No | 0 | 0.689 | |
| 8 | Education | Construction of ACR-2 Nos, Library - 1 No, Girl's toilet block -1 Nos (2019-20) at Malegarh HS School (RMSA Contractor) | | CS | 45.73 | 0 | 0 | 0 | 0 | 0 | 0 | 0 | 45.73 | 45.73(100%) | 0 | 0 | N/A | 0 | 0 | Payment disbursement authority is M.D., SSA, Assam |
| 9 | Education | Construction of Sc. Lab-1 No, Art & craft room- 1 No, Library - 1 No (2019-20) at Dinabandhu High School | | CS | 37.49 | 0 | 0 | 0 | 0 | 0 | 0 | 0 | 37.49 | 37.49(100%) | 0 | 0 | N/A | 0 | 0 | Payment disbursement authority is M.D., SSA, Assam |
| 10 | Education | Major repairing work(2021-22) at Bongaigaon Vidyapith HS | | CS | 7.853 | 0 | 0 | 0 | 2.617 | 0 | 2.617 | 0 | 10.47 | 10.47(100%) | 0 | 0 | No | 0 | 2.617 | |
| 11 | Education | Major repairing work(2021-22) at Birjhora Girl's High School | | CS | 7.367 | 0 | 0 | 0 | 2.456 | 0 | 2.456 | 0 | 9.823 | 9.823(100%) | 0 | 0 | No | 0 | 2.456 | |
| 12 | Education | Major repairing work(2022-23) at D.P.M. High School | 1.6.5.5.5.1 | CS | 3.4 | 0 | 0 | 0 | 2.55 | 0 | 2.29 | 0 | 5.95 | 5.95(70%) | 0 | 0 | No | 0 | 2.55 | |
| 13 | Education | Major repairing work(2022-23) at J.N.M. Girl's High School | 1.6.5.5.5.1 | CS | 3.4 | 0 | 0 | 0 | 2.55 | 0 | 2.29 | 0 | 5.95 | 5.95(70%) | 0 | 0 | No | 0 | 2.55 | |
| 14 | Education | Boundary wall construction(2022-23) at Abhayeswari HS & MP School | 1.6.5.23.1 | CS | 0 | 0 | 0 | 0 | 2.774 | 0 | 2.774 | 0 | 2.774 | .8(25%) | 0 | 0 | No | 0 | 2.774 | |
| 15 | Education | Boundary wall construction(2022-23) at Boitamari HS School | 1.6.5.23.1 | CS | 0 | 0 | 0 | 0 | 5.265 | 0 | 5.265 | 0 | 5.265 | 0 | 0 | 0 | No | 0 | 5.265 | |
| 16 | Education | Boundary wall construction(2022-23) at Chakla HS School | 1.6.5.23.1 | CS | 0 | 0 | 0 | 0 | 3.942 | 0 | 3.942 | 0 | 3.942 | .8(20%) | 0 | 0 | No | 0 | 3.942 | |
| 17 | Education | Boundary wall construction(2022-23) at J.N.M. Girls High School | 1.6.5.23.1 | CS | 0 | 0 | 0 | 0 | 5.402 | 0 | 5.402 | 0 | 5.402 | .5(10%) | 0 | 0 | No | 0 | 5.402 | |

I/S Cum D.P.C., RMSA, Bongaigaon

B. Schemes for which no funds are received by the District/ Council**Annexure-B**

| S.No | Administrative Department | Scheme Name | Reasons | Remarks if any |
|------|---------------------------|-------------------------------------------------------------------------------------------------------------------------|-------------------------------------|----------------|
| 1 | Education | Construction of ACR-4 Nos, Sc. Lab-1 No, Comp room-1 No, Art room-1 no, Library-1 No at Sonaikola High School (2022-23) | Tender not finalised at state level | |
| 2 | Education | Construction of ACR-3 Nos, Art room-1 no at Chalantapara H.S. School (2022-23) | Tender not finalised at state level | |
| 3 | Education | Construction of ACR-3 Nos at Abhayeswari H.S. & M.P. School (2023-24) | Tender not finalised at state level | |
| 4 | Education | Construction of ACR-4 Nos at Lengtisinga H.S. School (2023-24) | Tender not finalised at state level | |
| 5 | Education | Construction of ACR-4 Nos at P.M. H.S. School (2023-24) | Tender not finalised at state level | |
| 6 | Education | Construction of ACR-2 Nos at Bidyapur High School (2023-24) | Tender not finalised at state level | |



I/S Cum D.P.C., RMSA, Bongaigaon

Physical Progress of Works under different Schemes/ Programmes/Projects across Departments- of Current Year**Annexure-C.**

| S.No | Admin. Dept. | Name of Scheme | Number of Works sanctioned in the current Year | Progress of Current Year works / Services- Categorise number of works based on the stage of physical progress | | | | | |
|------|--------------|-----------------------------------------------------------------------|------------------------------------------------|---------------------------------------------------------------------------------------------------------------|--------|--------|--------|-------|-------------|
| | | | | 100% | 75-99% | 50-74% | 25-49% | 1-25% | Not started |
| 1 | Education | Construction of ACR-3 Nos at Abhayeswari H.S. & M.P. School (2023-24) | ACR - 3 Nos | -- | -- | -- | -- | -- | ACR - 3 Nos |
| 2 | Education | Construction of ACR-4 Nos at Lengtisinga H.S. School (2023-24) | ACR - 4 Nos | -- | -- | -- | -- | -- | ACR - 4 Nos |
| 3 | Education | Construction of ACR-4 Nos at P.M. H.S. School (2023-24) | ACR - 4 Nos | -- | -- | -- | -- | -- | ACR - 4 Nos |
| 4 | Education | Construction of ACR-2 Nos at Bidyapur High School (2023-24) | ACR - 2 Nos | -- | -- | -- | -- | -- | ACR - 2 Nos |



I/S Cum D.P.C., RMSA, Bongaigaon

Physical Progress of Works under different Schemes/ Programmes/Projects across Departments- of Previous Years

Annexure-D

| S.No | Admin. Dept. | Name of Scheme | Total Number of Works pending as on the last date of previous Financial Year | Number of Years delayed for completion - as on the last date of last Financial Year- Categorise works based on the delay in completion | | | | | Progress of Pending works of previous Years pending as on the last date of last Financial Year-Categorise works based on | | | | | | |
|------|--------------|-------------------------------------------------------------------------------------------------------------------------|------------------------------------------------------------------------------|----------------------------------------------------------------------------------------------------------------------------------------|--------|--------------|-----|-------|--------------------------------------------------------------------------------------------------------------------------|--------|--------|--------|-------|-------------|--|
| | | | | Less than 1 Yr | >=1 to | >=3 to <5Yrs | >=5 | Total | 100% | 75-99% | 50-74% | 25-49% | 1-25% | Not started | |
| 1 | Education | Construction of Girls Toilet (2018-19) at Abhayeswari HS & MP School (SMDC) | 1 | 0 | 1 | 0 | 0 | 1 | 100% | -- | -- | -- | -- | -- | |
| 2 | Education | Construction of Library room (2019-20) at Bhatipara High School (SMDC) | 1 | 0 | 1 | 0 | 0 | 1 | 100% | -- | -- | -- | -- | -- | |
| 3 | Education | Construction of Library room (2019-20) at Bongaigaon Town Hs (SMDC) | 1 | 0 | 1 | 0 | 0 | 1 | -- | 95% | -- | -- | -- | -- | |
| 4 | Education | Construction of Library room (2019-20) at North Boitamari H.E.School (SMDC) | 1 | 0 | 1 | 0 | 0 | 1 | 100% | -- | -- | -- | -- | -- | |
| 5 | Education | Construction of Art/Craft room (2019-20) at Golapara High School (SMDC) | 1 | 0 | 1 | 0 | 0 | 1 | 100% | -- | -- | -- | -- | -- | |
| 6 | Education | Construction of Art/Craft room (2019-20) at Abhayeswari H.S. & MP School (SMDC) | 1 | 0 | 1 | 0 | 0 | 1 | 100% | -- | -- | -- | -- | -- | |
| 7 | Education | Construction of Art/Craft room (2019-20) at Vivekananda Vidyapith HSS (SMDC) | 1 | 0 | 1 | 0 | 0 | 1 | 100% | -- | -- | -- | -- | -- | |
| 8 | Education | Construction of ACR-2 Nos, Library - 1 No, Girl's toilet block -1 Nos (2019-20) at Malegarh HS School (RMSA Contractor) | 1 | 1 | 0 | 0 | 0 | 1 | 100% | -- | -- | -- | -- | -- | |
| 9 | Education | Construction of Sc. Lab-1 No, Art & craft room- 1 No, Library - 1 No (2019-20) at Dinabandhu High School | 1 | 1 | 0 | 0 | 0 | 1 | 100% | -- | -- | -- | -- | -- | |

| | | | | | | | | | | | | | | | |
|----|-----------|--------------------------------------------------------------------|---|---|---|---|---|---|------|----|-----|----|-----|----|-------------------------------------------|
| 10 | Education | Major repairing work(2021-22) at Bongaigaon Vidyapith HS | 1 | 1 | 0 | 0 | 0 | 1 | 100% | -- | -- | -- | -- | -- | |
| 11 | Education | Major repairing work(2021-22) at Birjhora Girl's High School | 1 | 1 | 0 | 0 | 0 | 1 | 100% | -- | -- | -- | -- | -- | |
| 12 | Education | Major repairing work(2022-23) at D.P.M. High School | 1 | 0 | 0 | 0 | 0 | 1 | -- | -- | 70% | -- | -- | -- | |
| 13 | Education | Major repairing work(2022-23) at J.N.M. Girl's High School | 1 | 0 | 0 | 0 | 0 | 1 | -- | -- | 70% | -- | -- | -- | |
| 14 | Education | Boundary wall construction(2022-23) at Abhayeswari HS & MP School | 1 | 0 | 0 | 0 | 0 | 1 | -- | -- | -- | -- | 25% | -- | |
| 15 | Education | Boundary wall construction(2022-23) at Boitamari HS School | 1 | 0 | 0 | 0 | 0 | 1 | -- | -- | -- | -- | -- | 0% | work not start due to pricipal retirement |
| 16 | Education | Boundary wall construction(2022-23) at Chakla HS School | 1 | 0 | 0 | 0 | 0 | 1 | -- | -- | -- | -- | 20% | -- | |
| 17 | Education | Boundary wall construction(2022-23) at J.N.M. Girls High School | 1 | 0 | 0 | 0 | 0 | 1 | -- | -- | -- | -- | 10% | -- | |



I/S Cum D.P.C., RMSA, Bongaigaon



7/5
অসম চৰকাৰ
অসম চৰকাৰ

GOVT. OF ASSAM
OFFICE OF THE DIVISIONAL FOREST OFFICER, AIE VALLEY DIVISION
BONGAIGAON.

No. B/AVD/DDC Meeting/2023/ 2920

Date: 01/08/23

To,
The Deputy Commissioner
Bongaigaon

Sub: DDC Meeting.

Ref: Your whatsapp Msg. dtd. 01.08.2023.


Sir,

With reference to the subject cited above, undersigned wish to submit herewith the required information of SoPD, CAMPA & APFBC Phase-II Scheme as per prescribed Proforma in Annexure A, B, C & D under Aie Valley Division, Bongaigaon.

This is for favour of your kind information and necessary action.

Encl: As stated above


Yours faithfully


Divisional Forest Officer
Aie Valley Division
Bongaigaon

Memo No. A/AVD/DDC Meeting/2023/ 1858

Date: 01/08/23

Copy to the Conservator of Forests, Lower Assam Social Forestry Circle, Bongaigaon for favour of your kind information.


Divisional Forest Officer
Aie Valley Division
Bongaigaon

dc

Annexure-A

Monthly status of Fund receipt and utilisation for the Month of July Year, 2023

A. For Schemes: Funds received.

| Sl. No | Admin. Dept. | Name of Scheme (+Implementation Agency) | PFMS Code & SLS Code | Category CS/CSS/ State/ EAP etc. | Opening Balance With CNA /SNA/Others- as applicable. | | Opening Balance with the District/Council /Others-- as applicable. | | Current Year Allocation to District* | | Fund received in the current Year | | Total funds available for Scheme | Funds utilised- till now Amount & (% in bracket) | | Amount for which UCs are pending at the end of previous year | Utilisation Certificate submitted against total available funds for the current year | Amount for which UCs are pending as on date. | | Remarks |
|--------|---------------------------------|-----------------------------------------|----------------------|----------------------------------|------------------------------------------------------|-------------|--------------------------------------------------------------------|-------------|--------------------------------------|-------------|-----------------------------------|---------------|----------------------------------|--------------------------------------------------|-------------------|--------------------------------------------------------------|--------------------------------------------------------------------------------------|----------------------------------------------|-----------------|---------|
| | | | | | Central Share | State Share | Central Share | State Share | Central Share | State Share | Central Share | State Share | | Central Share | State Share | | | Of Previous Year | Of Current Year | |
| 1 | 2 | 3 | 4 | 5 | 6 | 7 | 8 | 9 | 10 | 11 | 12 | 13 | 14 | 15 | 16 | 17 | 18 | 19 | 20 | 21 |
| 1 | | CAMPA | | | 0 | 0 | 0 | 0 | 0 | 0 | 13,19,841/- | 1,18,78,564/- | 1,31,98,405/- | 4,90,560/- (37%) | 44,15,043/- (37%) | Nil | Nil | 13,72,700/- | 52,68,903/- | |
| 2 | Environment & Forest Department | APFBC Phase-II | | State & Central | 0 | 0 | 0 | 0 | 0 | 0 | 1,56,20,436/- | 39,05,109/- | 1,95,25,545/- | 0 | 0 | 0 | 0 | 0 | 1,95,25,545/- | |

* = will be provided by the HOD / Concerned Agency. PFMS: Public Finance Management System; SLS: State Linked Scheme-State Code.

Annexure-B

B. Schemes for which no funds are received by the District/ Council: For (Please visit <https://www.indiabudget.gov.in/index.php> and concerned Ministry / Department website to know the list of Central schemes of current and previous years)

| Sl. No | Administrative Department | Scheme Name | Reasons | Remarks if any |
|--------|---------------------------------|----------------|----------------------------------------------|----------------------------------------------------|
| 1 | | SoPD | Validity Expired for Administrative Approval | FOC not raised against Amenities to Staff & Labour |
| 2 | Environment & Forest Department | CAMPA | Nil | |
| 3 | | APFBC Phase-II | Nil | |

Annexure-C.


Physical Progress of Works under different Schemes/ Programmes/Projects across Departments- of Current Year

| S.No | Admin. Dept. | Name of Scheme | Number of Works sanctioned in the current Year | Progress of Current Year works / Services- Categorise number of works based on the stage of physical progress | | | | | |
|------|---------------------------------|----------------|------------------------------------------------|---------------------------------------------------------------------------------------------------------------|--------|--------|--------|-------|-------------|
| | | | | 100% | 75-99% | 50-74% | 25-49% | 1-25% | Not started |
| 1 | Environment & Forest Department | CAMPA | Nil | - | - | - | - | - | - |
| 2 | | APFBC Phase-II | 4 nos. | - | - | - | 4 | - | - |

Annexure-D

Physical Progress of Works under different Schemes/ Programmes/Projects across Departments- of Previous Years

| S.No | Admin. Dept. | Name of Scheme | Total Number of Works pending as on the last date of previous Financial Year | Number of Years delayed for completion - as on the last date of last Financial Year-Categorise works based on the delay in completion. | | | | | Progress of Pending works of previous Years pending as on the last date of last Financial Year-Categorise works based on the stage of physical progress | | | | | |
|------|---------------------------------|----------------|------------------------------------------------------------------------------|----------------------------------------------------------------------------------------------------------------------------------------|---------------|---------------|-----|-------|---------------------------------------------------------------------------------------------------------------------------------------------------------|--------|--------|--------|-------|-------------|
| | | | | Less than 1 Yr | >=1 to <3 Yrs | >=3 to <5 Yrs | >=5 | Total | 100% | 75-99% | 50-74% | 25-49% | 1-25% | Not started |
| 1 | Environment & Forest Department | CAMPA | 6 | 1 | 5 | 0 | 0 | 6 | 0 | 1 | 1 | 2 | 2 | 0 |
| 2 | | APFBC Phase-II | 0 | 0 | 0 | 0 | 0 | 0 | 0 | 0 | 0 | 0 | 0 | 0 |


 Divisional Forest Officer
 Aie Valley Division
 Bongaigaon

Monthly status of Fund Receipt and utilisation for the month of July Year 2023

A. For the Schemes: Funds received

| S. No. | Admin. Dept. | Name Of scheme (+ Implementation agency) | PFMS Code & Sls Code | Category CS/ CSS/ State/ EAP etc. | Opening Balance with CNA/ SNA/ Others- as applicable | | Opening Balance with the district/ council/ others as applicable | | Current Year Allocation to district | | Fund Received in the current Year | | Total funds available for scheme | Funds utilised till now Amount &(% in Bracket) | | Amount for which Ucs are pending at the end of previous year | Utilisation certificate Submitted against total available funds for the current year | Amount for which Ucs are pending as on date | | Remarks |
|--------|--------------|------------------------------------------|----------------------|-----------------------------------|------------------------------------------------------|-------------|------------------------------------------------------------------|-------------|-------------------------------------|-------------|-----------------------------------|-------------|----------------------------------|------------------------------------------------|-------------|--------------------------------------------------------------|--------------------------------------------------------------------------------------|---------------------------------------------|-------------|---------|
| | | | | | Central Share | State Share | Central Share | State Share | Central Share | State Share | Central Share | State Share | | Central Share | State Share | | | Central Share | State Share | |
| 1 | 2 | 3 | 4 | 5 | 6 | 7 | 8 | 9 | 10 | 11 | 12 | 13 | 14 | 15 | 16 | 17 | 18 | 19 | 20 | 21 |
| 1 | Excise | Nil | NA | NA | NA | NA | NA | NA | NA | NA | NA | NA | NA | NA | NA | NA | NA | NA | NA | NA |
| | | | | | | | | | | | | | | | | | | | | |
| | | | | | | | | | | | | | | | | | | | | |
| | | | | | | | | | | | | | | | | | | | | |
| | | | | | | | | | | | | | | | | | | | | |
| | | | | | | | | | | | | | | | | | | | | |
| | | | | | | | | | | | | | | | | | | | | |
| | | | | | | | | | | | | | | | | | | | | |
| | | | | | | | | | | | | | | | | | | | | |
| | | | | | | | | | | | | | | | | | | | | |
| | | | | | | | | | | | | | | | | | | | | |
| | | | | | | | | | | | | | | | | | | | | |
| | | | | | | | | | | | | | | | | | | | | |
| | | | | | | | | | | | | | | | | | | | | |
| | | | | | | | | | | | | | | | | | | | | |

*= will be provided by the HOD / Concerned Agency PFMS: Public Finance Management ; SLS: State Link Scheme -State code.

B. Schemes for which no funds are received by the District/Council: For (Please visit-<https://www.indiabudget.gov.in/index.php>- and concerned Ministry/Department website to know the list of Central Schemes of current and previous year.)

| Sl No. | Administrative Department | Scheme Name | Reasons | Remarks if any |
|--------|---------------------------|-------------|---------|----------------|
| 1 | Excise | Nil | NA | |
| | | | | |
| | | | | |
| | | | | |

Monthly status of Fund receipt and utilisation for the month of 12th July, 2023 Year 2023-24

chemes fund received

Annexure-A

| Sl No | Admin Dept | Name of Scheme (Implementation Agency)- Bongaigaon MB | PFMS Code & SLS Code | Category CS/CSS/State/EAP etc. | Opening Balance with CAN/SNA/Others as applicable (April 2023) | | Opening Balance with the District/Council/Others as applicable | | Current year allocation to District | | Fund received in the year | | Total Funds available for scheme | Funds utilises till now Amount & (% in bracket) | | Amount for which Ucs are pending at the end of previous year | Utilisation Certificate submitted against total | Amount for which Ucs are pending as on date | | Remarks |
|-------|------------|-------------------------------------------------------------|------------------------------------|-----------------------------------|----------------------------------------------------------------------|-------------|-------------------------------------------------------------------------|----------------|----------------------------------------|----------------|------------------------------|----------------|----------------------------------------|-------------------------------------------------------|---------------------|-----------------------------------------------------------------------------|-------------------------------------------------------------|------------------------------------------------|--------------------|---------------------------------------------------------------------------------------------------------------------------------------------|
| | | | | | Central Share | State Share | Central Share | State Share | Central Share | State Share | Central Share | State Share | | Central Share | % of Utilisation | | | On previous year | on Current Year | |
| 1 | 2 | 3 | 4 | 5 | 6 | 7 | 8 | 9 | 10 | 11 | 12 | 13 | 14 | 15 | 16 | 17 | 18 | 19 | 20 | 21 |
| 1 | DOHUA | 15thFC Tied 20-21 1st Inst | AS-174 RLB XV FC Assam | CS | 22809775 | 0 | 0 | 0 | 0 | 0 | 36400000 | 0 | 2158781 | 14812181 | 41 | All UC Pending | Not yet Submitted | | 36400000 | Noted that All 15th FC tied, untied, 14th FC GBG Grant has credited to one Single A/c. O/BI has taken on the basis of fund wise expenditure |
| 2 | | 15thFC Tied 20-21 2nd Inst | AS-174 RLB XV FC Assam | CS | 36400000 | 0 | 0 | 0 | 0 | 0 | 36400000 | 0 | 36400000 | 0 | 0 | | | | 36400000 | |
| 3 | | 15thFC Tied 21-22 1st Inst | AS-174 RLB XV FC Assam | CS | 33037000 | 0 | 0 | 0 | 0 | 0 | 33037000 | 0 | 33037000 | 0 | 0 | | | | 33037000 | |
| 4 | | 15thFC UnTied 20-21 1st Inst | AS-174 RLB XV FC Assam | CS | 8005713 | 0 | 0 | 0 | 0 | 0 | 24200000 | 0 | 7815713 | 16384287 | 68 | | | | 24200000 | |
| 5 | | 15thFC UnTied 20-21 2nd Inst | AS-174 RLB XV FC Assam | CS | 2867175 | 0 | 0 | 0 | 0 | 0 | 12193000 | 0 | 2867175 | 9325825 | 76 | | | | 12193000 | |
| 6 | | 15thFC UnTied 21-22 1st Inst | AS-174 RLB XV FC Assam | CS | 20820754 | 0 | 0 | 0 | 0 | 0 | 22027000 | 0 | 10172398 | 11854602 | 54 | | | | 22027000 | |
| 7 | | 15thFC UnTied 21-22 2nd Inst | AS-174 RLB XV FC Assam | CS | 22027000 | 0 | 0 | 0 | 0 | 0 | 22027000 | 0 | 22027000 | 0 | 0 | | | | 22027000 | |
| 8 | | 14thCFC_GBG Grant_ 2019-20 | AS-72 Grant for Urban Local Bodies | CS | 42762623 | 0 | 0 | 0 | 0 | 0 | 45452000 | 0 | 35971026 | 9480974 | 21 | | | | 45452000 | |

Physical Progress of Works under different Schemes/ Programmes/Projects across Departments- of Current Year

| No | Admin. Dept. | Name of Scheme | Number of Works sanctioned in the current Year | Progress of Current Year works / Services- Categorise number of works based on the stage of physical progress | | | | | |
|----|--------------|-----------------------------------------------------------|------------------------------------------------|---------------------------------------------------------------------------------------------------------------|--------|--------|--------|-------|-------------|
| | | | | 100% | 75-99% | 50-74% | 25-49% | 1-25% | Not started |
| 1 | BMB | 15th FC Untied (1st Installment) for the year 2020-21 | Total 12 Nos of schemes | 11 | 0 | 0 | 0 | 1 | 0 |
| 2 | | 15th FC Untied (2nd Installment) for the year 2020-21 | Total 26 nos. of schemes | 26 | 0 | 0 | 0 | 0 | 0 |
| 3 | | 15th FC Untied (1st Installment) for the year 2021-22 | Total 41 nos. of schemes | 27 | 1 | 1 | 0 | 0 | 2 |
| 4 | | 14th FC for the year 2019-20 | Total 26 nos. of schemes | 2 | 0 | 0 | 0 | 20 | 2 |
| 5 | | 15th FC Tied Grant (Water supply connection door to door) | Total 8 nos of scheme | 1 | 0 | 0 | 0 | 0 | 7 |

Monthly status of Fund receipt and utilisation for the Month of July, 2023

A. For Schemes: Funds received.

ULB: Abhayapuri Municipal Board

Annexure-A

| S.No | Admin. Dept. | Name of Scheme (Implementation Agency) | PFMS Code & SLS Code | Category CS/CSS/State/EAP etc. | Opening Balance With CNA /SNA/Others- as applicable. (April, 2023) | | Opening Balance with the District/Council / Others-- as applicable. | | Current Year Allocation to District* | | Fund received in the current Year | | Total funds available for Scheme | Funds utilised- till now Amount & (% in bracket) | | Amount for which UCs are pending at the end of previous year | Utilisation Certificate submitted against total available funds for the current year | Amount for which UCs are pending as on date. | | Remarks | |
|------|-----------------------|----------------------------------------------------------|-----------------------------------------|--------------------------------|--------------------------------------------------------------------|-------------|---------------------------------------------------------------------|-------------|--------------------------------------|-------------|-----------------------------------|-------------|----------------------------------|--------------------------------------------------|-------------|--------------------------------------------------------------|--------------------------------------------------------------------------------------|----------------------------------------------|-----------------|---------------------------------------------------------------------------------------------------------------------------------------------------------------------|----------------|
| | | | | | Central Share | State Share | Central Share | State Share | Central Share | State Share | Central Share | State Share | | Central Share | State Share | | | Of Previous Year | Of Current Year | | |
| 1 | 2 | 3 | 4 | 5 | 6 | 7 | 8 | 9 | 10 | 11 | 12 | 13 | 14 | 15 | 16 | 17 | 18 | 19 | 20 | 21 | |
| 1 | D O H U A | 15 th FC Tied 21-22 (1 st Inst.) | AS174 - RLB XV FC Assam | CS | 1,02,00,000.00 | 0 | 0 | 0 | 0 | 0 | 0 | 0 | 71,69,961.00 | 30,30,039.00 | 0 | UC not submitted | Not submitted | 0 | 71,69,961.00 | All the 14th and 15th FC (Tied/ Untied) Grand has credited in one single account as well as Opening Balance amount has taken on the based on fund wise expenditure. | |
| 2 | | 15 th FC Untied 20-21 (2 nd Inst.) | | CS | 67,53,000.00 | 0 | 0 | 0 | 0 | 0 | 0 | 0 | 0 | 67,53,000.00 | 0 | 0 | UC not submitted | Not submitted | 0 | | 67,53,000.00 |
| 3 | | 15 th FC Untied 21-22 (1 st Inst.) | | CS | 61,73,000.00 | 0 | 0 | 0 | 0 | 0 | 0 | 0 | 0 | 61,73,000.00 | 0 | 0 | UC not submitted | Not submitted | 0 | | 61,73,000.00 |
| 4 | | 15 th FC Untied 21-22 (2 nd Inst.) | | CS | 61,73,000.00 | 0 | 0 | 0 | 0 | 0 | 0 | 0 | 0 | 61,73,000.00 | 0 | 0 | UC not submitted | Not submitted | 0 | | 61,73,000.00 |
| 5 | | 15 th FC Tied 21-22 (1 st Inst.) | | CS | 92,18,000.00 | 0 | 0 | 0 | 0 | 0 | 0 | 0 | 0 | 92,18,000.00 | 0 | 0 | UC not submitted | Not submitted | 0 | | 92,18,000.00 |
| 6 | | 14 th FC GBG 2019-20 | AS72 -AS- GRANT FOR LOCAL BODIES(URBAN) | CS | 1,82,70,000.00 | 0 | 0 | 0 | 0 | 0 | 0 | 0 | 0 | 1,82,70,000.00 | 0 | 0 | UC not submitted | Not submitted | 0 | | 1,82,70,000.00 |

* = will be provided by the HOD / Concerned Agency. PFMS: Public Finance Management System; SLS: State Linked Scheme-State Code.


 Executive Officer
 Abhayapuri Municipal Board
 Abhayapuri

B. Schemes for which no funds are received by the District/ Council: For (Please visit <https://www.indiabudget.gov.in/index.php>- and concerned Ministry / Department website to know the list of Central schemes of current and previous years)

| S.No | Administrative Department | Scheme Name | Reasons | Remarks if any |
|------|---------------------------|-------------|---------|----------------|
| 1 | - | - | - | - |
| 2 | - | - | - | - |


29/7/23
Executive Officer
Abhayapuri Municipal Board
Abhayapuri

| Physical progress of works under different Schemes/Programmes/projects across Departments of current year | | | | | | | | | | | |
|-----------------------------------------------------------------------------------------------------------|------------|----------------|----------------------------------------------------------------------------------------------------------------------------------------------------------------------------------------------------------------------------------------------|------------------------------------------------|------------------------------------------------------------------------------------------------------------|--------|--------|--------|-------|-------------|--|
| SL No. | Admin Dept | Name of scheme | Name of work | Number of works sanctioned in the current year | Progress of current year works/Service -Categorise number of works based on the stage of physical progress | | | | | | |
| | | | | | 100% | 75-99% | 50-74% | 25-49% | 1-25% | Not Started | |
| 1 | MDB | 15th F.C | Reconstruction of road from house of Satya Kalita to River Kalkura and construction of R.C.C slab over existing brick drain on road side in Ward No. 1 , Abhayapuri Town under 15th Finance Commission (2nd Instalment) for the year 2020-21 | NIL | 100% | | | | | | |
| 2 | MDB | 15th F.C | Re construction of road from house of Anju Pathak to house of Mohit Das in ward no.-1 ,Abhayapuri Town under 15th Finance Commission (2nd instalment) for the year 2020-21 | | 100% | | | | | | |
| 3 | MDB | 15th F.C | construction of culvert and drain near Rakhol Mondir Kalkurapar Ward No.1,Abhayapuri Town Under 15th Finance Commission (2nd instalment) for the year 2020-21 | | 100% | | | | | | |
| 4 | MDB | 15th F.C | Re-construction of road from house of Rabin Das (Piradhara Tiniali) to Hemanta Ray in Ward No. 2, Abhayapuri Town under 15th Finance Commission (2nd Instalment) for the year 2020-21 | | 100% | | | | | | |
| 5 | MDB | 15th F.C | reconstruction of road from house of Dilip Talukder to house of Gokul Ray at ward no.-2 , Abhayapuri Town under 15th finance commission 2020-21(2nd instalment) | | 100% | | | | | | |
| 6 | MDB | 15th F.C | Construction of road from house of Nayan Das to house of Bhupen Das in ward no.-II ,Abhayapuri Town under 15th Finance Commission (2nd instalment) for the year 2020-21 | | 100% | | | | | | |

| | | | | | | | | | | | |
|----|-----|----------|---------------------------------------------------------------------------------------------------------------------------------------------------------------------------------------------------------------------------|-----|------|-----|--|--|--|--|--|
| 7 | MDB | 15th F.C | Reconstruction of road from house of Niro Bala Das to house of Gopal Das in Ward No.3, Abhayapuri Town under 15th Finance Commission (2nd instalment) for the 2020-21 | NIL | 100% | | | | | | |
| 8 | MDB | 15th F.C | Construction of road from Rowmari Maleghar road to house of Anawar Hussain in Ward No.3, Abhayapuri Town under 15th Finance Commission (2nd instalment) for the 2020-21 | | 100% | | | | | | |
| 9 | MDB | 15th F.C | Reconstruction of road from house of Kameswar Kalita to Laxmi Mandir (Tengnamari) in ward no.-4 , Abhayapuri Town under 15th Finance Commission 2nd instalment for the year 2020-21 | | 100% | | | | | | |
| 10 | MDB | 15th F.C | Reconstruction of road from Tengnamari Road to Burial Ground (Tengnamari) Part-I in ward no.-4,Abhayapuri Town under 15th Finance Commission 2nd instalment 2020-21 | | 100% | | | | | | |
| 11 | MDB | 15th F.C | Reconstruction of road from Tengnamari Road to Burial Ground (Tengnamari) Part-II in ward no.-4,Abhayapuri Town under 15th Finance Commission 2nd instalment 2020-21 | | 100% | 80% | | | | | |
| 12 | MDB | 15th F.C | Construction of culvert near house of Mokshed Ali at Tengnamari ward no.-4,Abhayapuri Town Under 15th Finance Commission 2020-21 (2nd instalment) | | 100% | | | | | | |
| 13 | MDB | 15th F.C | Reconstruction of road from house of Saraju Devi to Main Road in Ward No.5, Abhayapuri Town under 15th Finance Commission (2nd instalment) for the 2020-21 | | 100% | | | | | | |
| 14 | MDB | 15th F.C | Construction of pre-cast R.C.C Slab over Brick drain (Foot path) from Pachduar DouL Mandir to Main Road culvert in Ward No-6, Abhayapuri under Under 15 th finance commission 2020-21 2nd Instalment for the year 2020-21 | | 100% | | | | | | |
| 15 | MDB | 15th F.C | Construction of road from house of Kamal Das to house of Phulcharan Das in Ward No.6 , Abhayapuri Town under 15th Finance Commission (2nd instalment) for the year 2020-21 | | 100% | | | | | | |

| | | | | | | | | | | |
|----|-----|----------|----------------------------------------------------------------------------------------------------------------------------------------------------------------------------------------|-----|------|--|--|--|--|--|
| 16 | MDB | 15th F.C | Reconstruction of road from house of Monoj Ray to Jaymoti Das in Ward No. 7 , Abhayapuri Town under 15th Finance Commission (2nd instalment) for the year 2020-21 | NIL | 100% | | | | | |
| 17 | MDB | 15th F.C | Estimate for construction of culvert near house of Joymoti Das in Ward No.7, Abhayapuri Town Under 15th Finance Commission (2nd instalment) for the year 2020-21 | | 100% | | | | | |
| 18 | MDB | 15th F.C | Construction of road from Principal main road to house of Simanta Kalita in Ward No. 8, Abhayapuri Town under 15th Finance Commission 2nd instalment for the year 2020-21 | | 100% | | | | | |
| 19 | MDB | 15th F.C | Construction of road from Principal main road to house of Dibakar Das in Ward No. 8, Abhayapuri Town under 15th Finance Commission 2nd instalment for the year 2020-21 | | 100% | | | | | |
| 20 | MDB | 15th F.C | Construction of road from house of Bijay Rajbhar to Nandu Rajbhar in Ward No. 9 , Abhayapuri Town under 15th Finance Commission 2nd instalment for the year 2020-21 | | 100% | | | | | |
| 21 | MDB | 15th F.C | Reconstruction of road from house of Paresh Ray to Anup Das in Ward No.10 , Abhayapuri Town under 15th Finance Commission 2nd instalment for the year 2020-21 | | 100% | | | | | |
| 22 | MDB | 15th F.C | Reconstruction of road from house of Annaram Ray to Naba Nath in ward no.-10 , Abhayapuri Town under 15th Finance Commission 2nd instalment for the year 2020-21 | | 100% | | | | | |
| 23 | MDB | 15th F.C | Construction of slab culvert near house Shiva Ray Medhi of in Ward No.-10, (Near Deohati M.E School) Abhayapuri Town Under 15th Finance Commission 2nd instalment for the year 2020-21 | | 100% | | | | | |


 Executive Officer
 Abhayapuri Municipal Board
 Abhayapuri

| | | | | | | | | | | | |
|----|-----|----------|-----------------------------------------------------------------------------------------------------------------------------------------------------------------------------------------------|-----|--|------|--|--|--|-----|--|
| 24 | MDB | 15th F.C | Reconstruction of road from house of Rajib Baishya to Ganga Prasad in Ward No.11 , Abhayapuri Town under 15th Finance Commission (2nd instalment) for the year 2020-2021 | NIL | | | | | | 24% | |
| 25 | MDB | 15th F.C | Reconstruction of Batabari road (Byelane-I) from house of Chittaranjan Pathak to Kamal Ray at Ward No.11 , Abhayapuri Town under 15th Finance Commission (2nd instalment)for the year 2020-21 | | | 100% | | | | | |


 29/7/23
 Executive Officer
 Abhayapuri Municipal Board
 Abhayapuri

ANNEXURE D

**Physical progress report of works under different Schemes/Programmes/projects across
Department of Previous year**

| SL No. | Admin Dept | Name of scheme | Total number of works pending as on the last date of previous Financial year | Number of years delayed for completion - as on the last date of last Financial year- Categories works based on the delayed in completion | | | | | Progress of current year works/Service -Categorise number of works based on the stage of physical progress | | | | | | |
|--------|------------|-----------------------------|------------------------------------------------------------------------------|------------------------------------------------------------------------------------------------------------------------------------------|-------------|--------------|-----|-------|------------------------------------------------------------------------------------------------------------|--------|--------|--------|-------|-------------|--|
| | | | | Less than 1Yr | >=1 to 3Yrs | >=3 to 5 Yrs | >=5 | Total | 100% | 75-99% | 50-74% | 25-49% | 1-25% | Not Started | |
| 1 | MDB | SOPD - ODS (Drain) 2019-20. | 7 | | 7 | | | 7 | | | | | | 5% | |


 Executive Officer
 Abhayapuri Municipal Board
 Abhayapuri

Monthly status of Fund Receipt and utilisation for the month of Year

A. For the Schemes: Funds received

| Sl. No. | Admin. Dept. | Name Of scheme (+ Implementation agency) | PFMS Code & Sls Code | Category CS/ CSS/ State/ EAP etc. | Opening Balance with CNA/ SNA/ Others- as applicable | | Opening Balance with the district/ council/ others as applicable | | Current Year Allocation to district | | Fund Received in the current Year | | Total funds available for scheme | Funds utilised till now Amount & (% in Bracket) | | Amount for which Ucs are pending at the end of previous year | Utilisation certificate Submitted against total available funds for the current year | Amount for which Ucs are pending as on date | | Remarks |
|---------|--------------|------------------------------------------|----------------------|-----------------------------------|------------------------------------------------------|-------------|------------------------------------------------------------------|-------------|-------------------------------------|-------------|-----------------------------------|-------------|----------------------------------|-------------------------------------------------|-------------|--------------------------------------------------------------|--------------------------------------------------------------------------------------|---------------------------------------------|-----------------|---------|
| | | | | | Central Share | State Share | Central Share | State Share | Central Share | State Share | Central Share | State Share | | Central Share | State Share | | | Of previous year | of current year | |
| 1 | 2 | 3 | 4 | 5 | 6 | 7 | 8 | 9 | 10 | 11 | 12 | 13 | 14 | 15 | 16 | 17 | 18 | 19 | 20 | 21 |
| | APDCL | | N/A | | | | | | | | | | | | | | | | | |
| | | | | | | | | | | | | | | | | | | | | |
| | | | | | | | | | | | | | | | | | | | | |
| | | | | | | | | | | | | | | | | | | | | |
| | | | | | | | | | | | | | | | | | | | | |
| | | | | | | | | | | | | | | | | | | | | |
| | | | | | | | | | | | | | | | | | | | | |
| | | | | | | | | | | | | | | | | | | | | |
| | | | | | | | | | | | | | | | | | | | | |
| | | | | | | | | | | | | | | | | | | | | |
| | | | | | | | | | | | | | | | | | | | | |
| | | | | | | | | | | | | | | | | | | | | |
| | | | | | | | | | | | | | | | | | | | | |
| | | | | | | | | | | | | | | | | | | | | |
| | | | | | | | | | | | | | | | | | | | | |
| | | | | | | | | | | | | | | | | | | | | |

*= will be provided by the HOD / Concerned Agency PFMS: Public Finance Management ; SLS: State Link Scheme -State code.

B. Schemes for which no funds are received by the District/Council: For (Please visit-<https://www.indiabudget.gov.in/index.php>- and concerned Ministry/Department website to know the list of Central Schemes of current and previous year.)

| Sl No. | Administrative Department | Scheme Name | Reasons | Remarks if any |
|--------|---------------------------|-------------|---------|----------------|
| | | Nil | | |
| | | | | |
| | | | | |
| | | | | |



GOVERNMENT OF ASSAM
OFFICE OF THE EXECUTIVE ENGINEER, BONGAIGAON ABHAYAPURI NORTH
DIVISION,(IRRIGATION),BONGAIGAON

No.BANDI/MISC-93/Pt-VII/2023/ 104

Date... 01/08/2023

To,

✓ The Deputy Commissioner,
Bongaigaon

Sub :- Submission of monthly progress report of on-going Irrigation Schemes for the month of July /2023.

Sir,

With reference to the subject cited above, I have the honour to submit herewith the monthly progress report of on-going Irrigation Schemes for the month of July /2023 for favour of your kind disposal.

Encl:- As stated above

Yours faithfully

(Rupal Bora)

Executive Engineer,
Bongaigaon Abhayapuri North Division,
(Irrigation),Bongaigaon

Synopsis about Ongoing Irrigation Programme

| Sl No. | Name of Scheme | Working status | Physical Progress |
|--------|-----------------------------------------------------------------------------------------------------------------------------------------|-----------------|----------------------------------------|
| 1 | Construction of Nigamghola F.I.S (Pt-I, II & III) Schemes under SOPD-G for the year 2020-21 under Bongaigaon LAC | Works going on. | Ongoing Schemes. Physical Progress 90% |
| 2 | "Borjhora FIS" under RIDF-XXVII(NABARD) for the year 2021-22 | Works going on. | Ongoing Schemes. Physical Progress 70% |
| 3 | Installation of Solar and Electrically Operated Hybrid Tube Well Scheme under 32-Bongaigaon LAC (7 Points) For the year 2022-23. | Works going on. | Ongoing Scheme. Physical Progress 85% |
| 4 | Installation of Solar and Electrically Operated Hybrid Tube Well Scheme under 34- Abhayapuri North LAC (2 Points) For the year 2022-23. | Works going on. | Ongoing Scheme. Physical Progress 82% |



Executive Engineer

Bongaigaon Abhayapuri North Division


(Irrigation), Bongaigaon

Monthly status of fund receipt and utilisation for the Month of July /Year 2023

Annexure- A

A. For Schemes: Fund received.

| S. No | Admin Dept. | Name of scheme (+Implementation agency) | PFMS Code & SLS Code | | Category CS/CSS/State/EAP etc. | Opening Balance With CNA/SNA/Others as applicable | | Opening Balance with the district/Council /Others-- as applicable. | | Current Year Allocation to District* | | Fund received in the current Year | | Total funds available for scheme | Fund utilised till now Amount & (% in bracket) | | Amount for which Ucs are pending at the end of previous year | Utilisation Certificate submitted against total available funds for the current year | Amount for which Ucs are pending as on date. | | Remarks |
|-------|-----------------------|--------------------------------------------|----------------------|-------------|--------------------------------|---------------------------------------------------|-------------|--------------------------------------------------------------------|-------------|--------------------------------------|-------------|-----------------------------------|-----------------|----------------------------------|------------------------------------------------|----|--------------------------------------------------------------|--------------------------------------------------------------------------------------|----------------------------------------------|----|---------|
| | | | Central Share | State Share | | Central Share | State Share | Central Share | State Share | Central Share | State Share | Of Previous Year | Of Current Year | | | | | | | | |
| 1 | 2 | 3 | 4 | 5 | 6 | 7 | 8 | 9 | 10 | 11 | 12 | 13 | 14 | 15 | 16 | 17 | 18 | 19 | 20 | 21 | |
| 1 | Irrigation Department | | | | | | | | | | | | | | | | | | | | |
| Nil | | | | | | | | | | | | | | | | | | | | | |


 Executive Engineer
 Bongaigaon Abhayapuri North Division
 (Irrigation), Bongaigaon

B. Schemes for which no funds are received by the District/ Council:

Annexure- B

| S. No | Administrative Department | Scheme Name | Reasons | Remarks if any |
|-------|---------------------------|-------------|---------|----------------|
| 1 | Irrigation Department | | Nil | |

k

Executive Engineer
Bongaigaon Abhayapuri North Division
(Irrigation), Bongaigaon

Annexure-C

Physical Progress of Works under different Schemes/ Programmes/ Projects across Departments- of Current Year

| S. No | Admin. Dept. | Name of Scheme | Number of Works sanctioned in the current year | Progress of Current Year works/ Services-Categorise number of works based on the stage of physical progress | | | | | Remarks |
|-------|-----------------------|----------------|------------------------------------------------|-------------------------------------------------------------------------------------------------------------|--------|--------|--------|-------|---------|
| | | | | 100% | 75-99% | 50-74% | 25-49% | 1-25% | |
| 1 | Irrigation Department | | | NIL | | | | | |

k

Executive Engineer
Bongaigaon Abhayapuri North Division
(Irrigation), Bongaigaon

Physical Progress of Works under different Schemes/ Programmes/ Projects across Departments- of Previous Years

| S. No | Admin. Dept. | Name of Scheme | Total Number of Works pending as on the last date of previous Financial Year | Number of Years delayed for completion- as on the last date of last Financial Year-Categorise works based on the delay in completion. | | | | | Progress of Pending works of previous Years pending as on the last date of last Financial Year- Categorise works based on the stage of physical progress. | | | | | Remarks | |
|-------|-----------------------|-----------------------------------------------------------------------------------------------------------------------------------------|------------------------------------------------------------------------------|---------------------------------------------------------------------------------------------------------------------------------------|---------------|---------------|-----------|------|-----------------------------------------------------------------------------------------------------------------------------------------------------------|--------|--------|-------|-------------|---------|---------------------------------------------------------------------|
| | | | | Less than 1 Yr | >=1 to <3 Yrs | >=3 to <5 Yrs | >=5 Total | 100% | 75-99% | 50-74% | 25-49% | 1-25% | Not started | | |
| 1 | | Installation of Solar and Electrically Operated Hybrid Tube Well Scheme under 32- Bongaigaon LAC (7 Points) For the year 2022-23. | Electrical Works | Less than 1 Yr | | | | | | 85% | | | | | Balance Works will be completed within the Month of September 2023. |
| 2 | Irrigation Department | Installation of Solar and Electrically Operated Hybrid Tube Well Scheme under 34- Abhayapuri North LAC (2 Points) For the year 2022-23. | Electrical Works | Less than 1 Yr | | | | | | 82% | | | | | Balance Works will be completed within the Month of September 2023. |
| 3 | | Borjhora FIS UNDER RIDF-XXVII (NABARD) for the year 2021-22 | Guid Bund afflux Bund, Canal lining | | 1 Year | | | | | 70% | | | | | Balance Works will be completed within the Month of November 2023. |
| 4 | | Nigamghola F.I.S (Pt-I, II & III) Schemes under SOPD-G for the year 2020-21 under Bongaigaon LAC | Sluice Gate, Canal Lining | | >2 Years | | | | | 90% | | | | | Balance Works will be completed within the Month of November 2023. |

Executive Engineer

Bongaigaon Abhayapuri North Division
(Irrigation), Bongaigaon

Monthly status of Fund receipt and utilisation for the Month of July Year 2023

A. For Schemes: Funds received.

| S.No | Admin. Dept. | Name of Scheme (+Implementation Agency) | PFMS Code & SLS Code | Category CS/CSS/State/ EAP etc. | Opening Balance With CNA /SNA/Other | | Open in current | Fund received in the current | Funds utilised- till now Amount & (% in bracket) | | Amount for which UCs are pending at the end of previous year | Utilisation Certificate submitted against total available funds for the current | Amount for which UCs are pending as on date. | | Remarks |
|------|-----------------|------------------------------------------------------------------------------------------------------------------------------------------------------------|----------------------|---------------------------------|-------------------------------------|-------------|-----------------|------------------------------|--------------------------------------------------|-----------------|--------------------------------------------------------------|---------------------------------------------------------------------------------|----------------------------------------------|-----------------|----------------------------------------------------|
| | | | | | Central Share | State Share | | | Central Share | State Share | | | Of Previous Year | Of Current Year | |
| 1 | 2 | 3 | 4 | 5 | 6 | 7 | 9 | 12 | 15 | 16 | 17 | 18 | 19 | 20 | 21 |
| 1 | Water Resources | A/E measures to protect Bongaigaon-Polytechnic campus from the erosion of river Tunia on its R/Bank(Under NABARD) | | | | | | | Rs.42.26L& 95% | Rs.2.22L & 5% | | | Nil | Nil | State Share is pending & Demand already submitted |
| 2 | -DO- | Re-sectioning of river Tikonjora at Kharija-Dolai Gaon near Bongaigaon along with marginal bund at both sides with spoiled soil for a length of 3000M. | | | | | | | Rs.206.59L& 95% | Rs.10.877 L& 5% | | | Nil | Nil | State Share is pending & Demand already submitted. |
| 3 | -DO- | A/E measures on both banks of river Champabati to protect Bamunitila area.(RIDF-XXV) | | | | | | | Rs.175.65L& 95% | Rs.9.245L & 5% | | | Nil | Nil | State Share is pending & Demand already submitted |
| 4 | -DO- | Training of river Champamati by pro-siltation measures to protect Barchara, Chikibiki, Naldoba, Durgamari and Bamunitila villages. (under NABARD, RIDF-XX) | | | | | | | Rs.644.1L& 95% | Rs.32.21L & 5% | | | Nil | Nil | State Share is pending & Demand already submitted. |
| 5 | -DO- | Construction of an Inspection Bungalow in W.R.Campus at Bongaigaon (under SOPD-G) | | | | | | | Nil | Rs.24.50L & 50% | | | | | Work completed. |

* = will be provided by the HOD / Concerned Agency. PFMS: Public Finance Management System; SLS: State Linked Scheme-State Code.

Annexure-B

B. Schemes for which no funds are received by the District/ Council: For (Please visit <https://www.indiabudget.gov.in/index.php> and concerned Ministry / Department website to know the list of Central schemes of current and

| S.No | Administrative | Scheme Name | Reasons | Remarks if any |
|------|-----------------|--------------------------------------------------------------------------------------------------------------------------------------------------------------------------------------|---------|-------------------------------------------------|
| 1 | Water Resources | Immediate measures for restoration of breach-like damages at village Jaraguri including Chechapani-Balajani up to Huramaravillages areas on R/B by river Aie under SDRF for 2019-20. | | Demand already submitted to Revenue Department. |

Annexure-C.

Physical Progress of Works under different Schemes / Programmes / Projects across Department of Current Year

| S. No | Admin. Dept. | Name of Scheme | Number of Works sanctioned in the current Year | Progress of Current Year works / Services- Categorise number of works based on the stage of physical progress | | | | | | |
|-------|-----------------|----------------|------------------------------------------------|---------------------------------------------------------------------------------------------------------------|--------|--------|--------|-------|-------------|--|
| | | | | 100% | 75-99% | 50-74% | 25-49% | 1-25% | Not started | |
| | Water Resources | Nil | Nil | | | | | | | |

Annexure-D

Physical Progress of Works under different Schemes / Programmes / Projects across Department of Previous Years


| S. No | Admin. Dept. | Name of Scheme | Total Number of Works pending as | Number of Years delayed for completion - as on the last date of last Financial Year-Categorise | | | | | Progress of Pending works of previous Years pending as on the last date of last Financial Year-Categorise works | | | | | |
|-------|-----------------|----------------------------------------------------------------------------------------------------------------------------------------------------------------------------|----------------------------------|------------------------------------------------------------------------------------------------|---------------|--------------|-----|-------|-----------------------------------------------------------------------------------------------------------------|--------|--------|--------|-------|-------------|
| | | | | Less than 1 Yr | >=1 to <3 Yrs | >=3 to <5Yrs | >=5 | Total | 100% | 75-99% | 50-74% | 25-49% | 1-25% | Not started |
| 1 | Water Resources | I/M for recoupment breach like damages at Huramara from ch 3400.00m to 3900.00 m of Sidalsuti to Merrerchar WRD embankment of river Aie on its R/B under SDRF for 2020-21. | 1 | | | yes | | 1 | 100% | | - | - | - | - |


| | | | | | | | | | | | | | | |
|---|------|-----------------------------------------------------------------------------------------------------------------------------------------------------------------------------------|---|-----|--|--|--|--|------|--|--|--|--|--|
| 2 | -do- | Immediate measures for recouplement and strengthening of flood damaged structure at Huramara Pt-II Of Sidalsati-Mcrrerchar WRD Embankment under SDRF for 2021-22.(PART-A) | 1 | yes | | | | | 100% | | | | | |
| 3 | -do- | Immediate measures for recouplement and strengthening of flood damaged structure at Huramara Pt-II Of Sidalsati-Mcrrerchar WRD Embankment under SDRF for 2021-22.(PART-B) | 1 | yes | | | | | 100% | | | | | |
| 4 | -do- | I/M for dosing of breach gap of sidalsati-Mcrrerchar embkt. of river Aie at Lalmati area including strengthening and bank restoration at different reaches under SDRF for 2021-22 | 1 | yes | | | | | 100% | | | | | |
| 5 | -do- | I/M for recouplement of Pachonia area from flood devastation of river Brahmaputra on its right bank under SDRF for 2021-22. | 1 | yes | | | | | 100% | | | | | |
| 6 | -do- | Immediate measures for bank restoration at Bashbari area to protect from flood devastation of river Aie under SDRF for 2022-23 (under sec 50 of DM Act-2005) | 1 | yes | | | | | 100% | | | | | |

| | | | | | | | | | | | | | | | |
|---|------|---------------------------------------------------------------------------------------------------------------------------------------------------------------|---|--|-----|--|--|--|------|--|--|--|--|--|--|
| 7 | -do- | Immediate measures for bank restoration at Dubasuri area to protect from flood devastation of river Aie under SDRF- for 2022-23 (under sec.50 of DM Act-2005) | 1 | | yes | | | | 100% | | | | | | |
|---|------|---------------------------------------------------------------------------------------------------------------------------------------------------------------|---|--|-----|--|--|--|------|--|--|--|--|--|--|

| |
|--|
| |
| |
| |

| |
|--|
| |
| |
| |
| |






Annexure-D

Physical Progress of Works under different Schemes / Programmes / Projects across Department of Previous Years

| S.No | Admin. Dept. | Name of Scheme | Total Number of Works pending | Number of Years delayed for completion - as on | | | | Progress of Pending works of previous Years pending as on | | | | | | |
|------|-----------------|-----------------------------------------------------------------------------------------------------------------------------------------------------------------------------------|-------------------------------|------------------------------------------------|---------------|--------------|-----|-----------------------------------------------------------|------|--------|--------|--------|-------|-------------|
| | | | | Less than 1 Yr | >=1 to <3 Yrs | >=3 to <5Yrs | >=5 | Total | 100% | 75-99% | 50-74% | 25-49% | 1-25% | Not started |
| 1 | Water Resources | I/M for recoupment breach like damages at Huramara from ch 3400.00m to 3900.00 m of Sidalsuti to Merrerchar WRD embankment of river Aie on its R/B under SDRF for 2020-21. | 1 | | yes | | | 1 | 100% | | - | - | - | - |
| 2 | -do- | Immediate measures for recoupment and strengthening of flood damaged structure at Huramara Pt-II Of Sidalsati-Merrerchar WRD Embankment under SDRF for 2021-22.(PART-A) | 1 | yes | | | | | 100% | | | | | |
| 3 | -do- | Immediate measures for recoupment and strengthening of flood damaged structure at Huramara Pt-II Of Sidalsati-Merrerchar WRD Embankment under SDRF for 2021-22.(PART-B) | 1 | | yes | | | | 100% | | | | | |
| 4 | -do- | I/M for dosing of breach gap of sidalsati-Merrerchar embkt. of river Aie at Lalmati area including strengthening and bank restoration at different reaches under SDRF for 2021-22 | 1 | | yes | | | | 100% | | | | | |
| 5 | -do- | I/M for recoupment of Pachonia area from flood devastation of river Brahmaputra on its right bank under SDRF for 2021-22. | 1 | | yes | | | | 100% | | | | | |

| | | | | | | | | | | | | | | |
|---|------|---------------------------------------------------------------------------------------------------------------------------------------------------------------|---|--|-----|--|--|--|------|--|--|--|--|--|
| 6 | -do- | Immediate measures for bank restoration at Bashbari area to protect from flood devastation of river Aie under SDRF for 2022-23 (under sec 50 of DM Act-2005) | 1 | | yes | | | | 100% | | | | | |
| 7 | -do- | Immediate measures for bank restoration at Dubasuri area to protect from flood devastation of river Aie under SDRF- for 2022-23 (under sec.50 of DM Act-2005) | 1 | | yes | | | | 100% | | | | | |



Sector wise Administration Departments

| | |
|-----------------------------------------------|-------------------------------------------------------------------|
| Social Sector | 1. Cultural Affairs |
| | 2. Education - Higher |
| | 3. Education- School Education: Elementary & Secondary |
| | 4. Food, Civil Supplies and Consumer Affairs |
| | 5. Health & Family Welfare |
| | 6. Hill Areas |
| | 7. Indigenous & Tribal Faith and Culture Department |
| | 8. Labour Welfare |
| | 9. Medical Education & Research |
| | 10. Social Justice & Empowerment |
| | 11. Sports and Youth Welfare |
| | 12. Tea tribes Welfare |
| | 13. Tribal Affairs (Plains) |
| | 14. Welfare of Bodoland |
| | 15. Welfare of Minorities & Development |
| | 16. Women & Child Development |
| Economic Development | 17. Agriculture |
| | 18. Animal Husbandry and Veterinary |
| | 19. Cooperation |
| | 20. Fishery |
| | 21. Handloom, textiles & Sericulture |
| | 22. Industries and Commerce & Public Enterprise |
| | 23. Panchayat & Rural Development |
| | 24. Revenue and disaster management |
| | 25. Science & Technology & climate change |
| | 26. Skill, Employment and Entrepreneurship |
| | 27. Soil Conservation |
| | 28. Horticulture and Food Processing Department |
| Finance Planning | 29. Finance |
| | 30. Transformation and development |
| Management & Facilitation | 31. Act East Policy Affair |
| Reforms, governance Facilitation & Regulation | 32. Administrative Reforms, Training, pension & Public Grievances |
| | 33. Election |
| | 34. Environment and Forest |
| | 35. Excise |
| | 36. General Administration |
| | 37. Home & Passports |
| | 38. Political |
| | 39. Implementation of Assam accord |
| | 40. Information & public relation & Printing & Stationary |
| | 41. Judicial |
| | 42. Legislative |
| | 43. Mines & Minerals |
| | 44. Parliamentary Affairs |
| | 45. Personal |
| | |
| 47. Housing and Urban Affairs | |

| | |
|-----------------------|--------------------------------|
| Infrastructure | 48. Information Technology |
| | 49. Irrigation |
| | 50. Water resources |
| | 51. Power |
| | 52. Public Health Engineering |
| | 53. PWD ROADS |
| | 54. Public Works NH & Building |
| | 55. Transport |
| | 56. Tourism |
| | |

Monthly status of Fund Receipt and utilisation for the month of JULY, 2023

A. For the Schemes: Funds received

| SL. No. | Admin. Dept. | Name Of scheme (+ Implementation agency) | Name of Road | PFMS Code & SIs Code | Category CS/ CSS/ State/ EAP etc. | Opening Balance with CNA/ SNA/ Others- as applicable | | Opening Balance with the district/ council/ others as applicable | | Current Year Allocation to district | | Fund Received in the current Year | | Total funds available for scheme | Funds utilised till now Amount & (% in Bracket) | | Amount for which Ucs are pending at the end of previous year | Utilisation certificate Submitted against total available funds for the current year | Amount for which Ucs are pending as on date | | Remarks | |
|---------|-----------------------------------------------------------|------------------------------------------|---------------------------------------------------------------------------|----------------------|-----------------------------------|------------------------------------------------------|-------------|------------------------------------------------------------------|-------------|-------------------------------------|-------------|-----------------------------------|-------------|----------------------------------|-------------------------------------------------|-------------|--------------------------------------------------------------|--------------------------------------------------------------------------------------|---------------------------------------------|-----------------|---------|--|
| | | | | | | Central Share | State Share | Central Share | State Share | Central Share | State Share | Central Share | State Share | | Central Share | State Share | | | Of previous year | of current year | | |
| 1 | 2 | 3 | | 4 | 5 | 6 | 7 | 8 | 9 | 10 | 11 | 12 | 13 | 14 | 15 | 16 | 17 | 18 | 19 | 20 | 21 | |
| 1 | PWD ROADS | PMGSY-II FOR 2019-20 | Kathalguri to SH-2 via Chiponsila Pt-III (AS-02-176) | | | | | | | | | | | | 511.33L | | NIL | SUBMITTED | | | | |
| | | | LSB =1/1(L=3X24.75m) | | | | | | | | | | | | | | | | NIL | SUBMITTED | | |
| 2 | | PMGSY-III FOR 2020-21 | MRL-07 Chalantapara Pt-IV to Borghola via Chalantapara Pt-III (AS-02-177) | | | | | | | | | | | | 287.08L | | NIL | SUBMITTED | | | | |
| 3 | | | MRL-01 Borigaon to Mreerchar Road (AS-02-177) | | | | | | | | | | | | | | | NIL | SUBMITTED | | | |
| 4 | | | MRL-09 Bowalimari to Latibari Road (AS-02-177) | | | | | | | | | | | | | | | | NIL | SUBMITTED | | |
| 5 | MRL-07 Haripur to Malegarh Pahar via Amguri-I (AS-02-177) | | | | | | | | | | | | | | | | NIL | SUBMITTED | | | | |

| | | | | | | | | | | | | | | | | | | |
|----|--------------------------|-------------------------------------------------------------|-------------------------------------------------------------------------------------------------------------------------------------------------------------------------------------|--|---------------------|--|--|--|--|--|--|----------|----------|-----|-----------|-----|-----------|--|
| 6 | PMGSY-III FOR 2022-23 | T03-RohaKalgachia Road to Kokila PT-II (Pkg. No: As-02-179) | | | | | | | | | | | 119.89L | NIL | SUBMITTED | | | |
| 7 | | MRL20-Malegarh IV to Kabaitari Road (Pkg. No: AS-02-178) | | | | | | | | | | | 150.28 | NIL | SUBMITTED | | | |
| 8 | PWD ROADS | RIDF-XXV OF NABARD for 2019-20 | Construction of RCC Br.No.4/1 on Ulubari Betbari PMGSY road to Chiponchila via Charapara over river Kujia with approaches & Protection work (Br. L=58.12 Rm & Br. approach L=400Rm) | | 159.45 L (c/Share) | | | | | | | 159.45 L | 301.56 L | NIL | SUBMITTED | | | |
| 9 | | RIDF-XXVI OF NABARD for 2020-21 | Widening & Strengthening of Mulagaon Chengmari Road starting from Majgaon to Bidyapur road towards NH-31 | | | | | | | | | | | | 701.38L | NIL | SUBMITTED | |
| 10 | | | Construction of Road on River Embankment from Daukha Nagar to Popragaon R/B embankment of river Aie (Ch 0.0m to 3872.00m) | | 45.26 L (c/share) | | | | | | | 45.26 L | 277.67 L | NIL | SUBMITTED | | | |

| | | | | | | | | | | | | | | | | | | | | | | |
|------------------|----|----------------------------------|---------------------------------------------------------------------------------------------------------------------------------------------------------------------------------------------------------------------------|--|--|--|--|--|--|--|--|--|--|--|---------|---------|-----------|-----------|-----------|--|--|--|
| PWD ROADS | 11 | RIDF XXVII of NABARD for 2021-22 | Construction of Road on Embankment T/Dyke from Sidalsuti to Merechar on R/B of River Aie from Ch. 8000.00 m to Ch. 11000.00 M under RIDF-XXVII of NABARD for the year 2011-22 (PKG NO. RE_RIDF-XXVII_Abhayapuri North-01) | | | | | | | | | | | | 226.31L | NIL | SUBMITTED | | | | | |
| | 12 | | Widening and Strengthening of Kabaitary Abhayapuri Road (Ch. 10.70 Km to Ch. 18.20 Km) under RIDF-XXVII of NABARD for the year 2021-22, Packgae No. RIDF-XXVII/Bongaigaon/01 | | | | | | | | | | | | | 309.21L | NIL | SUBMITTED | | | | |
| | 13 | SOPD (G) FOR 2020-21 | Construction of Dholagaon to Dewangaon road (T 02 to Dewangaon Ravapararoad) | | | | | | | | | | | | | 128.56L | NIL | SUBMITTED | | | | |
| | 14 | SOPD (G) FOR 2022-23 | Construction of Walking Zone, Musical Fountain of Nara narayan Statue at Immesion Ghat Bongaigaon under SOPD-G for the year 2022-23 | | | | | | | | | | | | | | 190.744L | NIL | SUBMITTED | | | |

| | | | | | | | | | | | | | | | | | | | | | | |
|----|-----------|---------------------------|----------------------------------------------------------------------------------------------------------------------------------------------------|--|--|--|--|--|--|--|--|--|--|--|--|----------------|-----|-----------|--|--|--|--|
| 16 | PWD ROADS | Signature Project 2018-19 | Construction of Road from North Salmara Chapaguri to Hapachara Via Dakuapara (including conversion of SPT BR. No. 4/2, 5/4 and 6/2 to RCC Bridges) | | | | | | | | | | | | | 544.697 87L | NIL | SUBMITTED | | | | |
| 17 | PWD ROADS | CIDF-2018-19 | Widening and Improvement of Kukurmari Sutarpara Road | | | | | | | | | | | | | 367.085 13L | NIL | SUBMITTED | | | | |
| 20 | | | Modernization and improvement program (MMIP) of Alokghari Bazar under APART Package No. APART/NOCP/Mark ets/BNG- | | | | | | | | | | | | | 54.23L | NIL | SUBMITTED | | | | |

*= will be provided by the HOD / Concerned Agency PFMS: Public Finance Management ; SLS: State Link Scheme -State code.

Annexure-B

B. Schemes for which no funds are received by the District/Council: For (Please visit-<https://www.indiabudget.govt.in/index.php>- and concerned Ministry/Department website to know the list of Central Schemes of current and previous year.)

| Sl No | Administrative | Scheme Name | Reasons | Remarks if any |
|-------|----------------|---------------------------------------------------------------------------|------------------------|----------------|
| 1 | PWRD | SOPD (G) FOR 2022-23 | Fund not yet allotted | |
| 2 | | MUKHYA MANTRIR PATH NABIKARAN ACHANI for 2022-23 | Fund not yet allotted | |
| 3 | | MUKHYA MANTRIR PAKIPATH NIRMAN ACHANI for 2022-23 | Fund not yet allotted | |
| 4 | | Mukhya Mantrir Mothauri Pakikaran Aachani 2022-23 (RIDF XXVIII of NABARD) | Funds not yet allotted | |
| 5 | | Mukhya Mantrir Unnoto Pakipath Nirman Achani 2022-23 | Funds not yet allotted | |
| 6 | | Axom Mala 2022-23 | Funds not yet allotted | |

(K.K Deka)
Executive Engineer, PWRD
Bongaigoan District Territorial Road Division
Bongaigaon

Annexure-C

Physical Progress of Works under different Schemes / Programmes / Projects across Departments -of current year

| SI No | Admin. Dept. | Name of Scheme | Number of Works Sanctioned in the Current Year | Progress of Current Year Works/Services- Categorise Number of Works based on the stage of Physical Progress | | | | | |
|-------|--------------|---------------------------------------------------|------------------------------------------------|-------------------------------------------------------------------------------------------------------------|--------|--------|--------|-------|-------------|
| | | | | 100% | 75-99% | 50-74% | 25-49% | 1-25% | Not started |
| 1 | PWRD | PMGSY | 4 | | 1 | | 1 | 1 | 1 |
| 2 | | RIDF XXVIII | 3 | | | | 1 | 2 | |
| 3 | | SOPD (G) | 2 | | | 2 | | | |
| 4 | | APART | 3 | | | 2 | 1 | | |
| 5 | | Mukhya Mantrir Path Nabikaran Achoni | 19 | | 5 | 1 | 1 | 12 | |
| 6 | | MUKHYA MANTRIR PAKIPATH NIRMAN ACHANI | 16 | | | | 2 | 14 | |
| 7 | | Mukhya Mantrir Mothauri Pakikaran Aachani 2022-23 | | | | | | | 2 |
| 8 | | Assam Mala 2022-23 | | | | | | | 1 |

(K.K Deka)
Executive Engineer, PWRD
Bongaigoan District Territorial Road Division
Bongaigaon

Annexure-D

Physical Progress of Works under different Schemes / Programmes / Projects across Departments -of Previous year

| SL. No. | Admin. Dept. | Name of Scheme | Total number of Works pending as on the last date of Previous Financial Year | Number of Years delayed for completion-as on the last date of last financial Year-Categorise works based on the delay in completion. | | | | | Progress of Pending works of Previous Years- pending as on the last date of last Financial Year-Categorise works based on the stage of physical progress | | | | | | |
|---------|--------------|----------------|------------------------------------------------------------------------------|--------------------------------------------------------------------------------------------------------------------------------------|---------------|---------------|--------|-------|----------------------------------------------------------------------------------------------------------------------------------------------------------|--------|--------|--------|-------|-------------|--|
| | | | | Less than 1 Year | >=1 to <3 yrs | >=3 to <5 yrs | >=5yrs | Total | 100% | 75-99% | 50-74% | 25-49% | 1-25% | NOT STARTED | |
| 1 | PWRD | RIDF XXVII | 3 | 2 | 1 | | | | | 3 | | | | | |
| 2 | | SOPD (G) | 1 | 1 | | | | | 1 | | | | | | |

(K.K Deka)
 Executive Engineer, PWRD
 Bongaigoan District Territorial Road Division
 Bongaigaon



GOVT. OF ASSAM
OFFICE OF ASSISTANT DIRECTOR OF SERICULTURE
BONGAIGAON ::::: ASSAM

No. ADSBNG-10/2022-23/Pt-1/36

Dated Bongaigaon the 31st '2023

From : Shri Baisistha Ch. Kalita,
Assistant Director of Sericulture,
Bongaigaon, Assam

To, The District Commissioner,
Bongaigaon, Assam

Sub : Submission of monthly states report- physical & Financial under EAP(C5/C55 etc.)


Ref : As per whatapp Message Dated 31st July'2023

Sir,

With reference to the subject cited above,I have the honour to submit herewith the monthly status report 'A,B,C,& D physical & financial under EAP (C5/C55 etc) under Assistant Director of Sericulture, Bongaigaon, Assam

This is for favour of your kind information and necessary action

Yours faithfully


Assistant Director of Sericulture
Bongaigaon ::::: Assam

B. Schemes for which no funds are received by the District/Council : For

Annexure - B

| Sl No. | Administrative Department | Scheme Name | Reason | Remarks if any |
|--------|----------------------------------------------------|-----------------------------------|--------|-----------------------------------------------------------------------------------------------------------------------------------------------------------------------------------------------------------|
| 1 | Handloom Textile & Sericulture Department (HT & S) | World Bank Financed Project APART | | For 100 Nos. Beneficiaries 1st installment has been released for construction of Er rearing house and for the same beneficiary installment has been released through the PD ATMA, Bonggaon for plantation |

Physical Progress of works under different Schemes / Programmes/ Projects across departments of Current year

Annexure - C

| Sl No | Administrative Department | Name of the Scheme | Number of works Sanctioned in the current year | Progress of current year works/services-Categories numbers of works based on the stage of Physical progress | | | | | | Remarks | |
|-------|----------------------------------------------------|--------------------|------------------------------------------------|-------------------------------------------------------------------------------------------------------------|--------|--------|--------|--------|-------|-------------|-----------------------------------------------------------------------------------------------------------------------------------------------------------------------------------------------------------------|
| | | | | 100% | 75-99% | 50-74% | 50-74% | 25-49% | 1-25% | | Not Started |
| 1 | Handloom Textile & Sericulture Department (HT & S) | APART | 3(Three) Nos. | 100% | 75-99% | 50-74% | 50-74% | 25-49% | 1-25% | Not Started | 1. 100 Nos of Beneficiary already selected and approved at DLSC for plantation as well as for construction of Er rearing house 2. 40 Nos. of Beneficiary has already approved by DLSC for skill upgradation. |

Assistant Director of Sericulture
Bonggaon: Assam


18/2/23

Monthly status of fund receipt & utilization for the month of June year 2023

A. For schemes : Fund Received

| Sl No | Adms. Dept | Name of Scheme/(Implementing Agency) | PFMS Code & SLS Code | Category CS/CSS/State/FA/ etc | Opening Balance with CAN/SNA/Others as applicable | | Opening Balance with District/Council/Others as applicable | | Current year allocation to district | | Fund received in the current year | | Total funds available for Scheme | Funds utilized till now Amount & (% in bracket) | | Amount for which Ucs are pending at the end of previous year | Utilization Certificate submitted against total available funds for the current | Amount for which Ucs are pending as on date | | Remarks |
|-------|------------|--------------------------------------|----------------------|-------------------------------|---------------------------------------------------|-------------|------------------------------------------------------------|-------------|-------------------------------------|-------------|-----------------------------------|-------------|--------------------------------------------------------------|-------------------------------------------------|-----------------|--------------------------------------------------------------|---------------------------------------------------------------------------------|---------------------------------------------|----|---------|
| | | | | | Central Share | State Share | Central Share | State Share | Central Share | State Share | Central Share | State Share | | Of previous year | Of current year | | | | | |
| 1 | 2 | 3 | 4 | 5 | 6 | 7 | 8 | 9 | 10 | 11 | 12 | 13 | 14 | 15 | 16 | 17 | 18 | 19 | 20 | 21 |
| | | | | | | | | | | | | | Fund record is not available in the District. It is with DOS | | | | | | | |

* = will be provided by the HOD/Concerned Agency PFMS Public Finance Management System, SLS State Linked Scheme State Code


 Assistant Director of Sericulture
 Bongaigaon Assam

Physical Progress of Works under different Schemes / Programmes / Projects across Department - of Previous Years

Annexure - D

| Sl No. | Administrative Department | Name of Scheme | Total Nos. of works pending on the last date of previous Financial year | Numbers of works pending as on the last date of previous financial year - categories works based on the delay in completion | | | | | | Progress of pending works of previous years pending as on the last date of last financial year - categories works based on the stage of physical progress | | | | | | Remarks | | |
|--------|-------------------------------------------------|----------------|-------------------------------------------------------------------------|-----------------------------------------------------------------------------------------------------------------------------|---------------|----------------|-----|-------|------|-----------------------------------------------------------------------------------------------------------------------------------------------------------|--------|--------|--------|-------|-------------|---------|-------------|----------------------------------------------------------------------|
| | | | | Less than 1 Yr | >=1 to >3 Yrs | >=3 to < 3 Yrs | >=5 | Total | 100% | 75-99% | 50-74% | 50-74% | 25-49% | 1-25% | Not started | | | |
| 1 | Handloom Textile & Sericulture Department(HT&S) | APART | 1(One) | | | | | | | | | | | | | 1-25% | Not started | First installment has been released by OPIU, Sericulture to PD ATMA. |

Assistant Director of Sericulture
Bongaigaon::Assam

[Signature]
2013

Monthly status of Fund receipt and utilisation for the Month of July, Year 2023

PROGRAMME: JJM

A. For Schemes: Fund received.

(Rs. In Lakh)

| Sl No. | Admin. Dept. | Name of Scheme (+Implementation Agency) | | PFMS Code & SLS Code | Category CS/CSS/State/EAP etc | Opening Balance With CAN/SNA/Others-as applicable | | Opening Balance with the District/Council/ Others-as applicable | | Current Year Allocation to District* | | Fund received in the current year | | Total fund available for Scheme | Fund utilised till now Amount & (5 in bracket) | | Amount for which Ucs are pending at the end of previous year | Utilisation certificate submitted against total available funds for the current year | Amount for which Ucs are pending as on date | | Remarks (Amount sanctioned receipt date) |
|--------|--------------|-----------------------------------------|------------------------------------|----------------------|-------------------------------|---------------------------------------------------|-------------|-----------------------------------------------------------------|-------------|--------------------------------------|-------------|-----------------------------------|-------------|---------------------------------|------------------------------------------------|-------------|--------------------------------------------------------------|--------------------------------------------------------------------------------------|---------------------------------------------|-------------|------------------------------------------|
| | | Name of Scheme | Implementation agency | | | Central Share | State Share | Central Share | State Share | Central Share | State Share | Central Share | State Share | | Central Share | State Share | | | Central Share | State Share | |
| 1 | 2 | 3 | | 4 | 5 | 6 | 7 | 8 | 9 | 10 | 11 | 12 | 13 | 14 | 15 | 16 | 17 | 18 | 19 | 20 | 21 |
| 1 | PHED Dept. | CHALANTAPARA PT-2 MINI PWSS | Medhi Traders | AS-65 | | | | | | | | | | | 20.97 | 2.33 | | | | | 11-Apr-23 |
| 2 | PHED Dept. | BARGHOLA PT I (PUB PARA) PWSS | Bhupen Nath | AS-65 | | | | | | | | | | | 14.63 | 1.63 | | | | | 11-Apr-23 |
| 3 | PHED Dept. | BAGHPARA MISSION PWSS | Subharata Bhowmik | AS-65 | | | | | | | | | | | 57.30 | 6.37 | | | | | 11-Apr-23 |
| 4 | PHED Dept. | KHOLABANDHA PWSS | Kamal Ch. Goyari | AS-65 | | | | | | | | | | | 13.12 | 1.46 | | | | | 11-Apr-23 |
| 5 | PHED Dept. | NARARVITA PT II PWSS | Manash Kr. Das | AS-65 | | | | | | | | | | | 28.20 | 3.13 | | | | | 11-Apr-23 |
| 6 | PHED Dept. | BORGHOLA PT II PWSS | Padmabati Construction (Ajit Jain) | AS-65 | | 0.00 | 0.00 | 0.00 | 0.00 | 4950.00 | 550.00 | 2367.69 | 263.08 | 2630.77 | 62.06 | 6.90 | 0.00 | Yes | 0.00 | 0.00 | 11-Apr-23 |
| 7 | PHED Dept. | KHERPUJI PT II PWSS | Asnet Associates (Pro: Anupam Das) | AS-65 | | | | | | | | | | | 16.40 | 1.82 | | | | | 11-Apr-23 |
| 8 | PHED Dept. | DOLANI BIL PWSS | Nipul Kr. Barthakur | AS-65 | | | | | | | | | | | 48.70 | 5.41 | | | | | 11-Apr-23 |
| 9 | PHED Dept. | SAKOMURA PT I PWSS | Shyam Prasad Upadhya | AS-65 | | | | | | | | | | | 23.13 | 2.57 | | | | | 11-Apr-23 |
| 10 | PHED Dept. | LINGDOBA MINI PWSS | Hitesh Nath | AS-65 | | | | | | | | | | | 3.78 | 0.42 | | | | | 11-Apr-23 |

| 1 | 2 | 3 | 4 | 5 | 6 | 7 | 8 | 9 | 10 | 11 | 12 | 13 | 14 | 15 | 16 | 17 | 18 | 19 | 20 | 21 |
|----|------------|-------------------------------|------------------------------|-------|---|---|---|---|----|----|----|----|----|-------|------|----|----|----|----|-----------|
| 11 | PHED Dept. | UTTAR SALMARA PT-I PWSS | Mrityunjoy Das | AS-65 | | | | | | | | | | 37.46 | 4.16 | | | | | 11-Apr-23 |
| 12 | PHED Dept. | CHALLANTAPARA-I PWSS | Jyotish Ch. Barman | AS-65 | | | | | | | | | | 4.22 | 0.47 | | | | | 11-Apr-23 |
| 13 | PHED Dept. | NANKARGAON PT I PWSS | Partha Pratim Mazumdar | AS-65 | | | | | | | | | | 20.00 | 2.22 | | | | | 11-Apr-23 |
| 14 | PHED Dept. | MAJHIGAON PWSS | Sanjib Kr. Dewri | AS-65 | | | | | | | | | | 9.25 | 1.03 | | | | | 11-Apr-23 |
| 15 | PHED Dept. | BHATIPARA UTTARPARA PWSS | T R Contractors and Builders | AS-65 | | | | | | | | | | 10.90 | 1.21 | | | | | 11-Apr-23 |
| 16 | PHED Dept. | BARKHATA PT-III MINI PWSS | T R Contractors and Builders | AS-65 | | | | | | | | | | 22.46 | 2.50 | | | | | 11-Apr-23 |
| 17 | PHED Dept. | AMGURI TILAPA5RA PWSS | T R Contractors and Builders | AS-65 | | | | | | | | | | 18.11 | 2.01 | | | | | 11-Apr-23 |
| 18 | PHED Dept. | BARPATHAR PWSS | Kamal Ch. Goyari | AS-65 | | | | | | | | | | 36.08 | 4.01 | | | | | 11-Apr-23 |
| 19 | PHED Dept. | CHIPONCHILA PT.III PWSS | Suman Ghosh | AS-65 | | | | | | | | | | 16.09 | 1.79 | | | | | 11-Apr-23 |
| 20 | PHED Dept. | KHELUAPARA PT VII PWSS | Bipul Choudhury | AS-65 | | | | | | | | | | 36.04 | 4.00 | | | | | 11-Apr-23 |
| 21 | PHED Dept. | JOPEA MOINAPARA | Kamal Ch. Goyari | AS-65 | | | | | | | | | | 17.90 | 1.99 | | | | | 11-Apr-23 |
| 22 | PHED Dept. | GOROIMARI PWSS (NEW) | Kamal Ch. Goyari | AS-65 | | | | | | | | | | 18.09 | 2.01 | | | | | 11-Apr-23 |
| 23 | PHED Dept. | KHELUAPARA PT V PWSS | Preetam Narayan Das | AS-65 | | | | | | | | | | 22.92 | 2.55 | | | | | 11-Apr-23 |
| 24 | PHED Dept. | OUDUBI PT I PWSS | Anupam Ray | AS-65 | | | | | | | | | | 35.02 | 3.89 | | | | | 11-Apr-23 |
| 25 | PHED Dept. | SILGHAGIRI (NEW) PWSS | Partha Pratim Mazumdar | AS-65 | | | | | | | | | | 25.22 | 2.80 | | | | | 11-Apr-23 |
| 26 | PHED Dept. | BIRJHORA TE (3 NO. LINE) PWSS | Jibon Kishor Ray | AS-65 | | | | | | | | | | 18.90 | 2.10 | | | | | 11-Apr-23 |
| 27 | PHED Dept. | BAHIRA CHENGMARI PWSS 2 | Kalyan singha | AS-65 | | | | | | | | | | 54.29 | 6.03 | | | | | 24-Apr-23 |
| 28 | PHED Dept. | LENGTISINGA PWSS | Mizanur Rahman | AS-65 | | | | | | | | | | 24.14 | 2.68 | | | | | 24-Apr-23 |
| 29 | PHED Dept. | SAKOMURA PT III PWSS | Lohit Ch. Das | AS-65 | | | | | | | | | | 13.97 | 1.55 | | | | | 24-Apr-23 |
| 30 | PHED Dept. | BIRJHORA TE (BORO LINE) PWSS | Anupam Ray | AS-65 | | | | | | | | | | 12.15 | 1.35 | | | | | 24-Apr-23 |

| 1 | 2 | 3 | 4 | 5 | 6 | 7 | 8 | 9 | 10 | 11 | 12 | 13 | 14 | 15 | 16 | 17 | 18 | 19 | 20 | 21 |
|----|------------|-------------------------------------|-------------------------------------------------|-------|---|---|---|---|----|----|----|----|----|-------|------|----|----|----|----|-----------|
| 31 | PHED Dept. | NOWAGAON NEW PWSS | Bipul Choudhury | AS-65 | | | | | | | | | | 36.92 | 4.10 | | | | | 24-Apr-23 |
| 32 | PHED Dept. | UTTAR SALMARA PT-IV MINI PWSS | Anup Jyoti Ray | AS-65 | | | | | | | | | | 3.99 | 0.44 | | | | | 24-Apr-23 |
| 33 | PHED Dept. | GHANKURSHA MINI PWSS | Anup Jyoti Ray | AS-65 | | | | | | | | | | 6.38 | 0.71 | | | | | 24-Apr-23 |
| 34 | PHED Dept. | BARGHOLA PT I PWSS | Tremend Drillco Pvt. Ltd | AS-65 | | | | | | | | | | 19.96 | 2.22 | | | | | 24-Apr-23 |
| 35 | PHED Dept. | SRISTIPARA PWSS | Tremond Drilka Pvt. Ltd. | AS-65 | | | | | | | | | | 23.42 | 2.60 | | | | | 24-Apr-23 |
| 36 | PHED Dept. | BORIGAON PWSS | Subharata Bhowmik | AS-65 | | | | | | | | | | 15.63 | 1.74 | | | | | 28-Apr-23 |
| 37 | PHED Dept. | BAMUNGAON PWSS | M/s S.B Engineering | AS-65 | | | | | | | | | | 7.03 | 0.78 | | | | | 28-Apr-23 |
| 38 | PHED Dept. | CHATPARA PAHARTOLI PWSS | Bhupen Nath | AS-65 | | | | | | | | | | 8.48 | 0.94 | | | | | 11-May-23 |
| 39 | PHED Dept. | Bashbari PT-II PWSS | Bhupen Nath | AS-65 | | | | | | | | | | 22.89 | 2.54 | | | | | 11-May-23 |
| 40 | PHED Dept. | JOGIGHOPA (HIGHROAD PARA) MINI PWSS | Indrajit Nath | AS-65 | | | | | | | | | | 21.82 | 2.42 | | | | | 11-May-23 |
| 41 | PHED Dept. | BASHBARI PT-I PWSS | Himangshu Nath | AS-65 | | | | | | | | | | 43.29 | 4.81 | | | | | 11-May-23 |
| 42 | PHED Dept. | KABAITTARY PT-VI MINI PWSS | Ranjan kr. Das | AS-65 | | | | | | | | | | 10.42 | 1.16 | | | | | 11-May-23 |
| 43 | PHED Dept. | JUNJUNA BIL MINI PWSS | Ranjan Kr. Das | AS-65 | | | | | | | | | | 5.04 | 0.56 | | | | | 11-May-23 |
| 44 | PHED Dept. | SOULMARI PWSS | M/s S.B Engineering | AS-65 | | | | | | | | | | 14.49 | 1.61 | | | | | 19-May-23 |
| 45 | PHED Dept. | GHORAMARA PT II PWSS | Apurba Dev Sarma | AS-65 | | | | | | | | | | 44.16 | 4.91 | | | | | 19-May-23 |
| 46 | PHED Dept. | SARAG DUAR PT I MINI PWSS | M/S Hindustan Construction (Nikunja Bihari Ray) | AS-65 | | | | | | | | | | 7.26 | 0.81 | | | | | 19-May-23 |
| 47 | PHED Dept. | DEWRIPARA PWSS | Lajik Brahma | AS-65 | | | | | | | | | | 36.87 | 4.10 | | | | | 30-May-23 |
| 48 | PHED Dept. | KALBARI BATABARI PWSS | Dipak Kr. Dewri | AS-65 | | | | | | | | | | 13.46 | 1.50 | | | | | 30-May-23 |
| 49 | PHED Dept. | MANIKPUR PWSS | Lajik Brahma | AS-65 | | | | | | | | | | 30.74 | 3.42 | | | | | 31-May-23 |

| 1 | 2 | 3 | 4 | 5 | 6 | 7 | 8 | 9 | 10 | 11 | 12 | 13 | 14 | 15 | 16 | 17 | 18 | 19 | 20 | 21 |
|----|---------------|----------------------------------------|---------------------------------------|-------|---|---|---|---|----|----|----|----|----|-------|------|----|----|----|----|-----------|
| 50 | PHED Dept. | HAPACHORA PWSS | Lajik Brahma | AS-65 | | | | | | | | | | 41.90 | 4.66 | | | | | 31-May-23 |
| 51 | PHED Dept. | BARKHATA PT-1 PWSS | M. K Enterprise | AS-65 | | | | | | | | | | 31.09 | 3.45 | | | | | 31-May-23 |
| 52 | PHED Dept. | DURGAMARI PT-II PWSS | Lohit Ch. Das | AS-65 | | | | | | | | | | 48.33 | 5.37 | | | | | 31-May-23 |
| 53 | PHED Dept. | BHATIPARA N.C PWSS | Dipak Kr. Dewri | AS-65 | | | | | | | | | | 31.90 | 3.54 | | | | | 31-May-23 |
| 54 | PHED Dept. | BIRJHORA TE (12 NO. LINE) PWSS | Hitesh Nath | AS-65 | | | | | | | | | | 5.36 | 0.60 | | | | | 31-May-23 |
| 55 | PHED Dept. | BARJULI MINI PWSS | Animesh Baruah | AS-65 | | | | | | | | | | 14.80 | 1.64 | | | | | 31-May-23 |
| 56 | PHED Dept. | POPRARAGAON PT.I PWSS | Rabin Ch. Sarkar | AS-65 | | | | | | | | | | 29.99 | 3.33 | | | | | 31-May-23 |
| 57 | PHED Dept. | BASHBARI PT-I (NAYAPARA) PWSS | Nabajyoti Barman | AS-65 | | | | | | | | | | 36.85 | 4.09 | | | | | 31-May-23 |
| 58 | PHED Dept. | KHAKARPUR PWSS | Kanchanmoni Barkalita | AS-65 | | | | | | | | | | 7.49 | 0.83 | | | | | 3-Jun-23 |
| 59 | PHED Dept. | BARSONGAON PWSS | Nabajyoti Barman | AS-65 | | | | | | | | | | 5.60 | 0.62 | | | | | 3-Jun-23 |
| 60 | PHED Dept. | BASHBARI GUABARI PARA PWSS | Amal Kr. Chaudhury | AS-65 | | | | | | | | | | 18.85 | 2.09 | | | | | 3-Jun-23 |
| 61 | PHED Dept. | JOGIGHOPA (HIGHROAD PARA) MINI PWSS | Indrajit Nath | AS-65 | | | | | | | | | | 7.43 | 0.83 | | | | | 3-Jun-23 |
| 62 | PHED Dept. | KHUSLAIGURI PWSS | Subharata Bhowmik | AS-65 | | | | | | | | | | 21.10 | 2.34 | | | | | 3-Jun-23 |
| 63 | PHED Dept. | BARBILLA PWSS | Subharata Bhowmik | AS-65 | | | | | | | | | | 43.91 | 4.88 | | | | | 3-Jun-23 |
| 64 | PHED Dept. | SIMALABARI PT I PWSS | Amal Ch. Mandol | AS-65 | | | | | | | | | | 26.68 | 2.96 | | | | | 3-Jun-23 |
| 65 | PHED Dept. | KAYETPARA PT-I PWSS | Brahmaputra River Valley Pvt. Ltd. | AS-65 | | | | | | | | | | 40.72 | 4.52 | | | | | 9-Jun-23 |
| 66 | PHED Dept. | Bhatipara PT I PWSS | M/s S.B Engineering | AS-65 | | | | | | | | | | 15.08 | 1.68 | | | | | 9-Jun-23 |
| 67 | PHED Dept. | GHORAMARA PT II MINI PWSS | Brahmaputra River Valley Pvt. Ltd. | AS-65 | | | | | | | | | | 19.59 | 2.18 | | | | | 9-Jun-23 |
| 68 | PHED Dept. | TALGURI KAYETPARA PWSS | M/s S.B Engineering | AS-65 | | | | | | | | | | 4.91 | 0.55 | | | | | 9-Jun-23 |

| 1 | 2 | 3 | | 4 | 5 | 6 | 7 | 8 | 9 | 10 | 11 | 12 | 13 | 14 | 15 | 16 | 17 | 18 | 19 | 20 | 21 |
|----|---------------|--------------------------------------|--------------------------|-------|---|---|---|---|---|----|----|----|----|----|-------|------|----|----|----|----|-----------|
| 69 | PHED Dept. | CHOKAPARA PT.I PWSS | Dipak Kr. Dewri | AS-65 | | | | | | | | | | | 35.77 | 3.97 | | | | | 15-Jun-23 |
| 70 | PHED Dept. | LALMATI DURAMARI PWSS | Bhupen Nath | AS-65 | | | | | | | | | | | 26.62 | 2.96 | | | | | 15-Jun-23 |
| 71 | PHED Dept. | DEOHATI PWSS | Munna Mahanta | AS-65 | | | | | | | | | | | 3.87 | 0.43 | | | | | 16-Jun-23 |
| 72 | PHED Dept. | KATHALGURI PWSS | Nitish Kr. Das | AS-65 | | | | | | | | | | | 20.02 | 2.22 | | | | | 16-Jun-23 |
| 73 | PHED Dept. | SIMALABARI PT II PWSS | Kanchanmoni Barkalita | AS-65 | | | | | | | | | | | 28.99 | 3.22 | | | | | 16-Jun-23 |
| 74 | PHED Dept. | NARARVITA PT IV PWSS | Himangshu Nath | AS-65 | | | | | | | | | | | 49.70 | 5.52 | | | | | 16-Jun-23 |
| 75 | PHED Dept. | KHELUAPARA PT IV PWSS | Mrityunjoy Das | AS-65 | | | | | | | | | | | 15.62 | 1.74 | | | | | 20-Jun-23 |
| 76 | PHED Dept. | DHAKNABARI PWSS | M/s S.B Engineering | AS-65 | | | | | | | | | | | 10.92 | 1.21 | | | | | 22-Jun-23 |
| 77 | PHED Dept. | MALIPARA PWSS | M/s S.B Engineering | AS-65 | | | | | | | | | | | 28.66 | 3.18 | | | | | 22-Jun-23 |
| 78 | PHED Dept. | KABAITARY MADHYAPARA PWSS | M/s S.B Engineering | AS-65 | | | | | | | | | | | 43.45 | 4.83 | | | | | 22-Jun-23 |
| 79 | PHED Dept. | CHALANTAPARA PWSS | M/s S.B Engineering | AS-65 | | | | | | | | | | | 17.60 | 1.96 | | | | | 22-Jun-23 |
| 80 | PHED Dept. | DEWANGAON RAVAPARA MINI PWSS | Bipulananda Sharma | AS-65 | | | | | | | | | | | 12.15 | 1.35 | | | | | 22-Jun-23 |
| 81 | PHED Dept. | DHALAGAON TILAPARA PWSS | Birendra Kr. Barua | AS-65 | | | | | | | | | | | 18.68 | 2.08 | | | | | 22-Jun-23 |
| 82 | PHED Dept. | JELKHAJHAR PT II PWSS | Kalyan singha | AS-65 | | | | | | | | | | | 17.10 | 1.90 | | | | | 22-Jun-23 |
| 83 | PHED Dept. | CHALANTAPRA PT-I SALGURITILA PWSS | BIPULANANDA SARMA | AS-65 | | | | | | | | | | | 16.24 | 1.80 | | | | | 1-Jul-23 |
| 84 | PHED Dept. | BIDYAPUR PT-1 PWSS | SRI PRADIP KALITA | AS-65 | | | | | | | | | | | 28.11 | 3.12 | | | | | 1-Jul-23 |
| 85 | PHED Dept. | KOKILA PWSS | RANJAN KUMAR DAS | AS-65 | | | | | | | | | | | 10.20 | 1.13 | | | | | 5-Jul-23 |
| 86 | PHED Dept. | CHOWTAKI PWSS | MINAZUR RAHMAN | AS-65 | | | | | | | | | | | 2.20 | 0.24 | | | | | 5-Jul-23 |
| 87 | PHED Dept. | SINGIMARI PWSS | MIZANUR RAHMAN | AS-65 | | | | | | | | | | | 9.28 | 1.03 | | | | | 5-Jul-23 |
| 88 | PHED Dept. | BAKHALGAON PT-1 MINI PWSS | SUNIL BANIKYA | AS-65 | | | | | | | | | | | 6.71 | 0.75 | | | | | 7-Jul-23 |

| 1 | 2 | 3 | 4 | 5 | 6 | 7 | 8 | 9 | 10 | 11 | 12 | 13 | 14 | 15 | 16 | 17 | 18 | 19 | 20 | 21 |
|-----|------------|--------------------------------|----------------------------------------------|-------|---|---|---|---|----|----|----|----|----|-------|------|----|----|----|----|-----------|
| 89 | PHED Dept. | BARGHOLA PT I (PUB PARA) PWSS | BHUPEN NATH | AS-65 | | | | | | | | | | 22.06 | 2.45 | | | | | 7-Jul-23 |
| 90 | PHED Dept. | KOREA PT-I SANTIPUR PWSS | BHUPEN NATH | AS-65 | | | | | | | | | | 21.19 | 2.35 | | | | | 7-Jul-23 |
| 91 | PHED Dept. | BIRJHORA TE (14 NO. LINE) PWSS | BHUPEN NATH | AS-65 | | | | | | | | | | 17.60 | 1.96 | | | | | 17-Jul-23 |
| 92 | PHED Dept. | CHAPRAKATA PT.I PWSS | Swapan Kr. Ghosh, Bongaigaon | AS-65 | | | | | | | | | | 36.61 | 4.07 | | | | | 17-Jul-23 |
| 93 | PHED Dept. | KACHUAGAON PWSS | M/S Brahmaputra River Valley Trading PVT Ltd | AS-65 | | | | | | | | | | 38.93 | 4.33 | | | | | 25-Jul-23 |
| 94 | PHED Dept. | NUMBERPARA PT I PWSS | Subrata Bhowmick | AS-65 | | | | | | | | | | 13.91 | 1.55 | | | | | 25-Jul-23 |
| 95 | PHED Dept. | JELAKAJHAR PT I PWSS | M/S Brahmaputra River Valley Trading PVT Ltd | AS-65 | | | | | | | | | | 50.00 | 5.56 | | | | | 25-Jul-23 |
| 96 | PHED Dept. | AULAGURI PWSS | DWIBAN KR BORO | AS-65 | | | | | | | | | | 5.72 | 0.64 | | | | | 25-Jul-23 |
| 97 | PHED Dept. | BAKHALGAON PT-2 MINI PWSS | Dibyajyoti Dutta | AS-65 | | | | | | | | | | 19.84 | 2.20 | | | | | 25-Jul-23 |
| 98 | PHED Dept. | KHELUAPARA PT II PWSS | Bipul Choudhury | AS-65 | | | | | | | | | | 54.84 | 6.09 | | | | | 25-Jul-23 |
| 99 | PHED Dept. | BHAIRAB PAHAR PWSS | Anupam Medhi | AS-65 | | | | | | | | | | 23.70 | 2.63 | | | | | 25-Jul-23 |
| 100 | PHED Dept. | DOSIMAPARA PWSS | M/S Brahmaputra River Valley Trading PVT Ltd | AS-65 | | | | | | | | | | 21.10 | 2.34 | | | | | 25-Jul-23 |
| 101 | PHED Dept. | DHANTOLA PWSS | M/S S.B. ENGINEERING PROP.-SUBRATA BHOWMICK | AS-65 | | | | | | | | | | 7.35 | 0.82 | | | | | 25-Jul-23 |
| 102 | PHED Dept. | NEW BONGAIGAON Rly. Col. PWSS | DWIBAN KR BORO | AS-65 | | | | | | | | | | 67.70 | 7.52 | | | | | 29-Jul-23 |

Executive Engineer (PHE)
Bongaigaon Division, Bongaigaon

| |
|-----------|
| 4/11/2023 |
| 4/11/2023 |
| 4/11/2023 |
| 4/11/2023 |
| 4/11/2023 |
| 4/11/2023 |
| 4/11/2023 |
| 4/11/2023 |
| 4/11/2023 |
| 4/11/2023 |
| 4/11/2023 |
| 4/11/2023 |
| 4/11/2023 |
| 4/11/2023 |
| 4/11/2023 |
| 4/11/2023 |
| 4/11/2023 |
| 4/24/2023 |
| 4/24/2023 |
| 4/24/2023 |
| 4/24/2023 |

| |
|-----------|
| 4/24/2023 |
| 4/24/2023 |
| 4/24/2023 |
| 4/24/2023 |
| 4/24/2023 |
| 4/28/2023 |
| 4/28/2023 |
| 5/11/2023 |
| 5/11/2023 |
| 5/11/2023 |
| 5/11/2023 |
| 5/11/2023 |
| 5/11/2023 |
| 5/11/2023 |
| 5/19/2023 |
| 5/19/2023 |
| 5/19/2023 |
| 5/30/2023 |
| 5/30/2023 |
| 5/31/2023 |

| |
|-----------|
| 5/31/2023 |
| 5/31/2023 |
| 5/31/2023 |
| 5/31/2023 |
| 5/31/2023 |
| 5/31/2023 |
| 5/31/2023 |
| 5/31/2023 |
| 5/31/2023 |
| 6/3/2023 |
| 6/3/2023 |
| 6/3/2023 |
| 6/3/2023 |
| 6/3/2023 |
| 6/3/2023 |
| 6/3/2023 |
| 6/3/2023 |
| 6/3/2023 |
| 6/3/2023 |
| 6/9/2023 |
| 6/9/2023 |
| 6/9/2023 |
| 6/9/2023 |

| |
|-----------|
| 6/15/2023 |
| 6/15/2023 |
| 6/16/2023 |
| 6/16/2023 |
| 6/16/2023 |
| 6/16/2023 |
| 6/20/2023 |
| 6/22/2023 |
| 6/22/2023 |
| 6/22/2023 |
| 6/22/2023 |
| 6/22/2023 |
| 6/22/2023 |
| 6/22/2023 |
| 6/22/2023 |
| 7/1/2023 |
| 7/1/2023 |
| 7/5/2023 |
| 7/5/2023 |
| 7/5/2023 |
| 7/7/2023 |

B. Schemes for which no funds are received by the District/Council:

PROGRAMME: JJM

| Sl No. | Administrative Department | Scheme Name | Reasons | Remarks if any |
|--------|---------------------------|-------------|----------------|----------------|
| 1 | PHED Dept. | NIL | Does not arise | Does not arise |

Executive Engineer (PHE)
Bongaigaon Division, Bongaigaon

Physical Progress of Works under different Schemes/Programmes/Projects across Departments-of Current Year

PROGRAMME: JJM

| SI No. | Admin. Dept. | Name of Scheme | Number of Works sanctioned in the current Year | Progress of Current Year works/Services-Categories number of works based on the stage of physical progress | | | | | | Remarks |
|----------------|--------------|-------------------------------|------------------------------------------------|------------------------------------------------------------------------------------------------------------|----------|----------|-----------|------------|-------------|---------------------|
| | | | | 100% | 75-99% | 50-75% | 25-49% | 1-25% | Not started | |
| 1 | PHED Dept. | Construction of New PWSS | 337 | 0 | 0 | 3 | 29 | 192 | 113 | New PWSS |
| 2 | PHED Dept. | Retrofitting of existing PWSS | 12 | 0 | 0 | 0 | 0 | 12 | 0 | Retrofitting Scheme |
| TOTAL = | | | 349 | 0 | 0 | 3 | 29 | 204 | 113 | |

Executive Engineer (PHE)
Bongaigaon Division, Bongaigaon

Physical Progress of Works under different Schemes/Programmes/Projects across Departments-of Previous Years

PROGRAMME: JJM

| Sl No. | Admin. Dept. | Name of Scheme | Total Number of Works pending as on the last date of previous Financial Year | Number of Years delayed for completion-as on the last date of last Financial Year-Categorise works based on the delay in completion. | | | | | Progress of Pending works of previous Years pending as on the last date of last Financial Year-Categorise works based on the stage of physical progress | | | | | | Remarks |
|----------------|--------------|-------------------------------|------------------------------------------------------------------------------|--------------------------------------------------------------------------------------------------------------------------------------|--------------|---------------|----------|------------|---------------------------------------------------------------------------------------------------------------------------------------------------------|------------|-----------|----------|----------|-------------|-------------------|
| | | | | Less than 1 Yr | >=1 to <3Yrs | >=3 to <5 Yrs | >=5 Yrs | Total | 100% | 75-99% | 50-74% | 25-49% | 1-25% | Not started | |
| 1 | PHED Dept. | Retrofitting of existing PWSS | 41 | 0 | 41 | 0 | 0 | 41 | 5 | 30 | 6 | 0 | 0 | 0 | Retrofitting PWSS |
| 2 | PHED Dept. | Construction of New PWSS | 133 | 0 | 133 | 0 | 0 | 133 | 18 | 80 | 29 | 5 | 1 | 0 | New PWSS |
| TOTAL = | | | 174 | 0 | 174 | 0 | 0 | 174 | 23 | 110 | 35 | 5 | 1 | 0 | |

Executive Engineer (PHE)
Bongaigaon Division, Bongaigaon

Sector wise Administration Departments

| | |
|--------------------------------------------------|-------------------------------------------------------------------|
| Social Sector | 1. Cultural Affairs |
| | 2. Education - Higher |
| | 3. Education- School Education: Elementary & Secondary |
| | 4. Food, Civil Supplies and Consumer Affairs |
| | 5. Health & Family Welfare |
| | 6. Hill Areas |
| | 7. Indigenous & Tribal Faith and Culture Department |
| | 8. Labour Welfare |
| | 9. Medical Education & Research |
| | 10. Social Justice & Empowerment |
| | 11. Sports and Youth Welfare |
| | 12. Tea tribes Welfare |
| | 13. Tribal Affairs (Plains) |
| | 14. Welfare of Bodoland |
| | 15. Welfare of Minorities & Development |
| | 16. Women & Child Development |
| Economic Development | 17. Agriculture |
| | 18. Animal Husbandry and Veterinary |
| | 19. Cooperation |
| | 20. Fishery |
| | 21. Handloom, textiles & Sericulture |
| | 22. Industries and Commerce & Public Enterprise |
| | 23. Panchayat & Rural Development |
| | 24. Revenue and disaster management |
| | 25. Science & Technology & climate change |
| | 26. Skill, Employment and Entrepreneurship |
| | 27. Soil Conservation |
| | 28. Horticulture and Food Processing Department |
| Finance Planning | 29. Finance |
| | 30. Transformation and development |
| Management & Facilitation | 31. Act East Policy Affair |
| Reforms, governance Facilitation & Regulation | 32. Administrative Reforms, Training, pension & Public Grievances |
| | 33. Election |
| | 34. Environment and Forest |
| | 35. Excise |
| | 36. General Administration |
| | 37. Home & Passports |
| | 38. Political |
| | 39. Implementation of Assam accord |
| | 40. Information & public relation & Printing & Stationary |
| | 41. Judicial |
| | 42. Legislative |
| | 43. Mines & Minerals |
| | 44. Parliamentary Affairs |
| | 45. Personal |
| | |
| 47. Housing and Urban Affairs | |

| | |
|----------------|--------------------------------|
| Infrastructure | 48. Information Technology |
| | 49. Irrigation |
| | 50. Water resources |
| | 51. Power |
| | 52. Public Health Engineering |
| | 53. PWD ROADS |
| | 54. Public Works NH & Building |
| | 55. Transport |
| 56. Tourism | |

Monthly status of Fund Receipt and utilisation for the month of June Year 2023.

A. For the Schemes: Funds received

| S. No. | Admin. Dept. | Name Of scheme (+ Implementation agency) | PFMS Code & Sls Code | Category CS/ CSS/ State/ EAP etc. | Opening Balance with CNA/ SNA/ Others- as applicable | | Opening Balance with the district/ council/ others as applicable | | Current Year Allocation to district | | Fund Received in the current Year | | Total funds available for scheme | Funds utilised till now Amount &(% in Bracket) | | Amount for which Ucs are pending at the end of previous year | Utilisation certificate Submitted against total available funds for the current year | Amount for which Ucs are pending as on date | | Remarks |
|--------|--------------|------------------------------------------|----------------------|-----------------------------------|------------------------------------------------------|-------------|------------------------------------------------------------------|-------------|-------------------------------------|-------------|-----------------------------------|-------------|----------------------------------|------------------------------------------------|-------------|--------------------------------------------------------------|--------------------------------------------------------------------------------------|---------------------------------------------|-----------------|---------|
| | | | | | Central Share | State Share | Central Share | State Share | Central Share | State Share | Central Share | State Share | | Central Share | State Share | | | Of previous year | of current year | |
| 1 | 2 | 3 | 4 | 5 | 6 | 7 | 8 | 9 | 10 | 11 | 12 | 13 | 14 | 15 | 16 | 17 | 18 | 19 | 20 | 21 |
| 1 | Transport | Nil | NA | NA | NA | NA | NA | NA | NA | NA | NA | NA | NA | NA | NA | NA | NA | NA | NA | NA |
| | | | | | | | | | | | | | | | | | | | | |
| | | | | | | | | | | | | | | | | | | | | |
| | | | | | | | | | | | | | | | | | | | | |
| | | | | | | | | | | | | | | | | | | | | |
| | | | | | | | | | | | | | | | | | | | | |
| | | | | | | | | | | | | | | | | | | | | |
| | | | | | | | | | | | | | | | | | | | | |
| | | | | | | | | | | | | | | | | | | | | |
| | | | | | | | | | | | | | | | | | | | | |
| | | | | | | | | | | | | | | | | | | | | |
| | | | | | | | | | | | | | | | | | | | | |
| | | | | | | | | | | | | | | | | | | | | |
| | | | | | | | | | | | | | | | | | | | | |
| | | | | | | | | | | | | | | | | | | | | |
| | | | | | | | | | | | | | | | | | | | | |

*= will be provided by the HOD / Concerned Agency PFMS: Public Finance Management ; SLS: State Link Scheme -State code.

B. Schemes for which no funds are received by the District/Council: For (Please visit-<https://www.indiabudget.gov.in/index.php>- and concerned Ministry/Department website to know the list of Central Schemes of current and previous year.)

| Sl No. | Administrative Department | Scheme Name | Reasons | Remarks if any |
|--------|---------------------------|-------------|---------|----------------|
| 1 | Transport | Nil | NA | |
| | | | | |
| | | | | |

Monthly status of Fund Receipt and utilisation for the month of JULY, Year 2023

A. For the Schemes: Funds received

| S. No. | Admin. Dept. | Name Of scheme (+ Implementation agency) | PFMS Code & Sls Code | Category CS/ CSS/ State/ EAP etc. | Opening Balance with CNA/ SNA/ Others- as applicable | | Opening Balance with the district/ council/ others as applicable | | Current Year Allocation to district | | Fund Received in the current Year | | Total funds available for scheme | Funds utilised till now Amount & (% in Bracket) | | Amount for which Ucs are pending at the end of previous year | Utilisation certificate Submitted against total available funds for the current year | Amount for which Ucs are pending as on date | | Remarks |
|--------|-----------------------------------------------------|------------------------------------------|----------------------|-----------------------------------|------------------------------------------------------|-------------|------------------------------------------------------------------|-------------|-------------------------------------|-------------|-----------------------------------|-------------|----------------------------------|-------------------------------------------------|-------------|--------------------------------------------------------------|--------------------------------------------------------------------------------------|---------------------------------------------|-----------------|---------|
| | | | | | Central Share | State Share | Central Share | State Share | Central Share | State Share | Central Share | State Share | | Central Share | State Share | | | Of previous year | of current year | |
| 1 | 2 | 3 | 4 | 5 | 6 | 7 | 8 | 9 | 10 | 11 | 12 | 13 | 14 | 15 | 16 | 17 | 18 | 19 | 20 | 21 |
| | Assistant Controller of Legal Metrology, Bongaigaon | NIL | NIL | NIL | NIL | NIL | NIL | NIL | NIL | NIL | NIL | NIL | NIL | NIL | NIL | NIL | NIL | NIL | NIL | NIL |
| | | | | | | | | | | | | | | | | | | | | |
| | | | | | | | | | | | | | | | | | | | | |
| | | | | | | | | | | | | | | | | | | | | |
| | | | | | | | | | | | | | | | | | | | | |
| | | | | | | | | | | | | | | | | | | | | |
| | | | | | | | | | | | | | | | | | | | | |
| | | | | | | | | | | | | | | | | | | | | |
| | | | | | | | | | | | | | | | | | | | | |
| | | | | | | | | | | | | | | | | | | | | |
| | | | | | | | | | | | | | | | | | | | | |
| | | | | | | | | | | | | | | | | | | | | |
| | | | | | | | | | | | | | | | | | | | | |
| | | | | | | | | | | | | | | | | | | | | |
| | | | | | | | | | | | | | | | | | | | | |
| | | | | | | | | | | | | | | | | | | | | |

* = will be provided by the HOD / Concerned Agency PFMS: Public Finance Management ; SLS: State Link Scheme -State code.

Annexure-B

B. Schemes for which no funds are received by the District/Council: FOR>Please visit <https://www.indiabudget.gov.in/india.php> and concerned Ministry/Department website to know the list of Central Schemes of current and previous year.

| Sl No. | Administrative Department | Scheme Name | Reasons | Remarks if any |
|--------|------------------------------------------------------|-------------|---------|----------------|
| 1 | Assistant Controller Of Legal Metrology , Bongaigaon | NIL | NIL | NIL |
| | | | | |
| | | | | |
| | | | | |
| | | | | |

MONTHLY STATUS OF FUND RECEIPT AND UTILIZATION FOR THE MONTH OF JULY, 2023

A. FOR SCHEMES: FUNDS RECEIVED.

| Sl NO. | ADMIN DEPT. | NAME OF SCHEME (+Implementation Agency) | PFMS Code & SLS Code | category CS/CSS/State/EAP etc. | Opening Balance with CAN/SNA/Others as applicable | | Opening Balance with the District/Council/Others as applicable | | Current Year Allocation to District | | Fund Received in the current Year | | Total funds available for scheme | Funds utilised-till now Amount & (%in bracket) | | Amount for which Ucs are pending at the end of previous year | Utilization Certificate submitted against total available funds for the current year | Amount for which Ucs are pending as on date | | Remarks |
|--------|------------------------------------------------------------------------------|-----------------------------------------|----------------------|--------------------------------|---------------------------------------------------|-------------|----------------------------------------------------------------|-------------|-------------------------------------|-------------|-----------------------------------|-------------|----------------------------------|------------------------------------------------|-------------|--------------------------------------------------------------|--------------------------------------------------------------------------------------|---------------------------------------------|-----------------|---------|
| | | | | | Central Share | State Share | Central Share | State Share | Central Share | State Share | Central Share | State Share | | Central Share | State Share | | | Of Previous Year | Of current year | |
| 1 | 2 | 3 | 4 | 5 | 6 | 7 | 8 | 9 | 10 | 11 | 12 | 13 | 14 | 15 | 16 | 17 | 18 | 19 | 20 | 21 |
| 1 | OFFICE OF THE ASSTT. REGISTRAR OF COOP: SOCIETIES, NORTH SALMARA, ABHAYAPURI | NIL | NIL | NIL | NIL | NIL | NIL | NIL | NIL | NIL | NIL | NIL | NIL | NIL | NIL | NIL | NIL | NIL | NIL | NIL |

Sd/-
i/c Asstt. Registrar of Coop: Societies
North Salmara, Abhayapuri

Annexure B

Schemes for which no funds are received by the district/ Council: For

| SL NO | ADMINISTRATIVE DEPARTMENT | SCHEME NAME | REASONS | REMARKS IF ANY |
|-------|------------------------------------------------------------------------------------|-------------|---------|----------------|
| 1 | OFFICE OF THE ASSTT. REGISTRAR OF COOP: SOCIETIES, NORTH SALMARA, ABHAYAPURI | NIL | NIL | NIL |

Sd/-

i/c Asstt. Registrar of Coop: Societies
North Salmara, Abhayapuri

Physical Progress of Works under different Schemes/ Programmes/Projects across Departments- of Current Year

| Sl.No | Admin. Dept. | Name of Scheme | Number of Works sanctioned in the current Year | Progress of Current Year works / Services- Categorise number of works based on the state of physical progress | | | | | |
|-------|------------------------------------------------------------------------------|----------------|------------------------------------------------|---------------------------------------------------------------------------------------------------------------|--------|--------|--------|-------|-------------|
| | | | | 100% | 75-99% | 50-74% | 25-49% | 1-25% | Not started |
| 1 | OFFICE OF THE ASSTT. REGISTRAR OF COOP: SOCIETIES, NORTH SALMARA, ABHAYAPURI | NIL | NIL | NIL | NIL | NIL | NIL | NIL | NIL |

Sd/-

i/c Asstt. Registrar of Coop: Societies
North Salmara, Abhayapuri

Physical Progress of Works under different Schemes/ Programmes/ Projects across Departments-of Previous Years

| SI NO | ADMIN DEPT | NAME OF SCHEME | TOTAL NO OF WORKS PENDING | NUMBER OF YEARS DELAYED FOR COMPLETION- as on the last date of last Financial Year-Categorise works based on the delay in completion | | | | | PROGRESS OF PENDING WORKS OF PREVIOUS YEARS pending as on the last Financial Year-Categorise works based on the stage of physical progress | | | | | | |
|-------|------------------------------------------------------------------------------|----------------|---------------------------|--------------------------------------------------------------------------------------------------------------------------------------|-----------|-----------|-----------|-----|--------------------------------------------------------------------------------------------------------------------------------------------|------|--------|--------|--------|-------|-------------|
| | | | | Less than 1 Yr | >=1 to <3 | >=3 to <4 | >=4 to <5 | >=5 | total | 100% | 75-99% | 50-74% | 25-49% | 1-25% | Not started |
| 1 | OFFICE OF THE ASSTT. REGISTRAR OF COOP. SOCIETIES, NORTH SALMARA, ABHAYAPURI | NIL | NIL | NIL | NIL | NIL | NIL | NIL | NIL | NIL | NIL | NIL | NIL | NIL | NIL |

Sd/-

i/c Asstt. Registrar of Coop: Societies
North Salmara, Abhayapuri